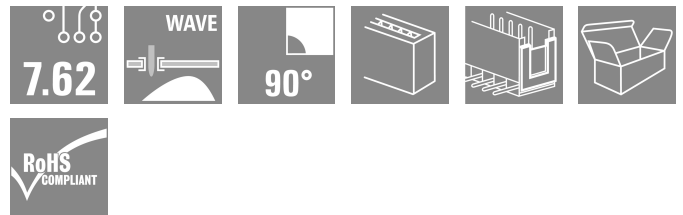



SL 7.62/07/90B 3.2SN OR BX

Weidmüller Interface GmbH & Co. KG
 Klingenbergstraße 26
 D-32758 Detmold
 Germany

www.weidmueller.com



Male connectors with 90° outlet direction. The solder pin length is optimised for wave flow soldering. The pin headers provide space for labelling and can be coded.

General ordering data

| | |
|--------------|--|
| Version | PCB plug-in connector, male header, Dovetails for fixing blocks, THT solder connection, 7.62 mm, Number of poles: 7, 90°, Solder pin length (l): 3.2 mm, tinned, orange, Box |
| Order No. | 1624420000 |
| Type | SL 7.62/07/90B 3.2SN OR BX |
| GTIN (EAN) | 4008190195472 |
| Qty. | 50 items |
| Product data | IEC: 800 V / 18.5 A UL: 300 V / 15 A |
| Packaging | Box |

SL 7.62/07/90B 3.2SN OR BX

Weidmüller Interface GmbH & Co. KG
Klingenbergstraße 26
D-32758 Detmold
Germany

www.weidmueller.com

Technical data

Approvals

Approvals



| | |
|-------------------------|----------------------------|
| ROHS | Conform |
| UL File Number Search | UL Website |
| Certificate No. (UR) | E60693 |
| Certificate No. (cURus) | E60693 |

Dimensions and weights

| | |
|------------|--------|
| Net weight | 3.78 g |
|------------|--------|

Environmental Product Compliance

| | | |
|--------------------------|-----------------------------|------------------|
| RoHS Compliance Status | Compliant without exemption | |
| REACH SVHC | No SVHC above 0.1 wt% | |
| Product Carbon Footprint | Cradle to gate | 0,033 kg CO2 eq. |

System specifications

| Product family | OMNIMATE Signal - series BL/SL 7.62 | Type of connection | Board connection |
|---|--|--|---------------------------------|
| Mounting onto the PCB | THT solder connection | Pitch in mm (P) | 7.62 mm |
| Pitch in inches (P) | 0.300 " | Outgoing elbow | 90° |
| Number of poles | 7 | Number of solder pins per pole | 1 |
| Solder pin length (l) | 3.2 mm | Solder eyelet hole diameter (D) | 1.3 mm |
| Solder eyelet hole diameter tolerance (D)+ 0,1 mm | | L1 in mm | 45.72 mm |
| L1 in inches | 1.800 " | Number of rows | 1 |
| Pin series quantity | 1 | Touch-safe protection acc. to DIN VDE 57 106 | Safe from finger touch, plugged |
| Volume resistance | 4.50 mΩ | Can be coded | Yes |
| Pulling force/pole, max. | 2 N | | |

Material data

| | | | |
|---------------------------------------|----------|---------------------------------------|----------|
| Insulating material | PBT | Colour | orange |
| Colour chart (similar) | RAL 2000 | Insulating material group | IIIa |
| Comparative Tracking Index (CTI) | ≥ 200 | Moisture Level (MSL) | |
| UL 94 flammability rating | V-0 | Contact material | Cu-alloy |
| Contact surface | tinned | Storage temperature, min. | -40 °C |
| Storage temperature, max. | 70 °C | Operating temperature, min. | -50 °C |
| Operating temperature, max. | 100 °C | Temperature range, installation, min. | -25 °C |
| Temperature range, installation, max. | 100 °C | | |

Rated data acc. to IEC

| | | | |
|--|------------------------|--|--------|
| tested acc. to standard | IEC 60664-1, IEC 61984 | Rated current, min. number of poles (Tu=20°C) | 18.5 A |
| Rated current, max. number of poles (Tu=20°C) | 17 A | Rated current, min. number of poles (Tu=40°C) | 16 A |
| Rated current, max. number of poles (Tu=40°C) | 14.5 A | Rated voltage for surge voltage class / pollution degree II/2 | 800 V |
| Rated voltage for surge voltage class / pollution degree III/2 | 630 V | Rated voltage for surge voltage class / pollution degree III/3 | 500 V |

SL 7.62/07/90B 3.2SN OR BX

Weidmüller Interface GmbH & Co. KG
 Klingenbergstraße 26
 D-32758 Detmold
 Germany

www.weidmueller.com

Technical data

Rated impulse voltage for surge voltage class/ pollution degree II/2 6 kV

Rated impulse voltage for surge voltage class/ contamination degree III/3 6 kV

Rated impulse voltage for surge voltage class/ pollution degree III/2 6 kV

Short-time withstand current resistance 3 x 1s with 120 A

Rated data acc. to CSA

| | | | |
|-----------------------------------|--|-----------------------------------|----------------|
| Institute (CSA) | CSA | Certificate No. (CSA) | 200039-1121690 |
| Rated voltage (Use group B / CSA) | 300 V | Rated voltage (Use group D / CSA) | 300 V |
| Rated current (Use group B / CSA) | 15 A | Rated current (Use group D / CSA) | 10 A |
| Reference to approval values | Specifications are maximum values, details - see approval certificate. | | |

Rated data acc. to UL 1059

| | | | |
|---------------------------------------|--|---------------------------------------|--------|
| Institute (UR) | UR | Certificate No. (UR) | E60693 |
| Institute (cURus) | CURUS | Certificate No. (cURus) | E60693 |
| Rated voltage (Use group B / UL 1059) | 300 V | Rated voltage (Use group D / UL 1059) | 300 V |
| Rated current (Use group B / UL 1059) | 15 A | Rated current (Use group D / UL 1059) | 10 A |
| Reference to approval values | Specifications are maximum values, details - see approval certificate. | | |

Packing

| | | | |
|-----------|----------|------------|-----------|
| Packaging | Box | VPE length | 225.00 mm |
| VPE width | 71.00 mm | VPE height | 59.00 mm |

Important note

| | |
|----------------|---|
| IPC conformity | Conformity: The products are developed, manufactured and delivered according international recognized standards and norms and comply with the assured properties in the data sheet resp. fulfill decorative properties in accordance with IPC-A-610 "Class 2". Further claims on the products can be evaluated on request. |
| Notes | <ul style="list-style-type: none"> • Additional variants on request • Gold-plated contact surfaces on request • Rated current related to rated cross-section & min. No. of poles. • Rated voltage for 7.62 mm pitch: II/2 = 1000 V / 6 kV • P on drawing = pitch • Rated data refer only to the component itself. Clearance and creepage distances to other components are to be designed in accordance with the relevant application standards. • In accordance with IEC 61984, OMNIMATE-connectors are connectors without breaking capacity (COC). During designated use, connectors are not allowed to be engaged or disengaged when live or under load • Long term storage of the product with average temperature of 50 °C and maximum humidity 70%, 36 months |

Classifications

| | | | |
|-------------|-------------|-------------|-------------|
| ETIM 8.0 | EC002637 | ETIM 9.0 | EC002637 |
| ETIM 10.0 | EC002637 | ECLASS 14.0 | 27-46-02-01 |
| ECLASS 15.0 | 27-46-02-01 | | |

SL 7.62/07/90B 3.2SN OR BX

Weidmüller Interface GmbH & Co. KG
Klingenbergstraße 26
D-32758 Detmold
Germany

Drawings

www.weidmueller.com



SL 7.62/07/90B 3.2SN OR BX

Weidmüller Interface GmbH & Co. KG

Klingenbergstraße 26

D-32758 Detmold

Germany

www.weidmueller.com

Accessories

Blocks for PCB mounting



Minor component, major effect:

Clip-on attachment elements increase the mechanical resilience of the whole plug connection by

- securing the male connectors to the circuit board
- providing a vibration-proof connection between the sockets and the male connectors

Clip-on or pre-assembled - always the right solution:

- Hard-wearing, precise fitting dovetail joint
- Hard-wearing metal threaded inserts
- Suitable for all outlet directions

Maximum stability, minimum effort:

- Extremely resilient for frequent fastening operations
- Complete set for easy selection

The result: soldering points, contacts and overall module are more resilient against mechanical stress such as vibrations and tensile loads.

General ordering data

| | | | |
|------------|----------------------------|---|--|
| Type | SLA BB 12R SW | Version | |
| Order No. | 1626880000 | PCB plug-in connector, Accessories, Mounting block, black, Number | |
| GTIN (EAN) | 4008190198213 | of poles: 0 | |
| Qty. | 100 ST | | |

LED Light guides



Effective: the link between LED and front panel.

Floodlight indicators allow users to monitor the switching states without requiring a special design: optical plastic directs the light from standard LEDs around a bend into the connectors or through the front plate.

The fibre-optic elements are simply clipped behind the relevant 90° bend male connectors (90° outlet direction). Versions with different incoming light beam heights achieve maximum light efficiency for LEDs with different designs or heights.

The advantages compared to conventional solutions:

- No additional LED circuit board required behind the front panel
- No "long-legged" LEDs with separate mounting required
- Bent fibre-optic cable line for maximum light efficiency
- Uncomplicated front plate bore holes due to circular shape of outgoing light beam
- Easy to maintain correct clearance and creepage distance
- Can be partitioned for smaller pole numbers

The result: simplified manufacturing process, reduced costs and simplified design

General ordering data

| | | | |
|------------|----------------------------|---|--|
| Type | SL FLA 2,3/1 | Version | |
| Order No. | 1636670000 | PCB plug-in connector, Accessories, Flood-light display, Transparent, | |
| GTIN (EAN) | 4008190409975 | Number of poles: 1 | |
| Qty. | 100 ST | | |

SL 7.62/07/90B 3.2SN OR BX

Weidmüller Interface GmbH & Co. KG
 Klingenbergstraße 26
 D-32758 Detmold
 Germany

www.weidmueller.com

Accessories

| | | |
|------------|----------------------------|---|
| Type | SL FLA 2,3/24 | Version |
| Order No. | 1636680000 | PCB plug-in connector, Accessories, Flood-light display, Transparent, |
| GTIN (EAN) | 4008190409968 | Number of poles: 1 |
| Qty. | 10 ST | |

Blocks for PCB mounting



Minor component, major effect:

Clip-on attachment elements increase the mechanical resilience of the whole plug connection by

- securing the male connectors to the circuit board
- providing a vibration-proof connection between the sockets and the male connectors

Clip-on or pre-assembled - always the right solution:

- Hard-wearing, precise fitting dovetail joint
- Hard-wearing metal threaded inserts
- Suitable for all outlet directions

Maximum stability, minimum effort:

- Extremely resilient for frequent fastening operations
- Complete set for easy selection

The result: soldering points, contacts and overall module are more resilient against mechanical stress such as vibrations and tensile loads.

General ordering data

| | | |
|------------|----------------------------|--|
| Type | SLA BB11R SW | Version |
| Order No. | 1692340000 | PCB plug-in connector, Accessories, Mounting block, black, Number |
| GTIN (EAN) | 4008190864965 | of poles: 0 |
| Qty. | 20 ST | |
| Type | SLA BB1R OR | Version |
| Order No. | 1723430000 | PCB plug-in connector, Accessories, Mounting block, orange, Number |
| GTIN (EAN) | 4008190365981 | of poles: 0 |
| Qty. | 20 ST | |
| Type | SLA BB2R OR | Version |
| Order No. | 1723440000 | PCB plug-in connector, Accessories, Mounting block, orange, Number |
| GTIN (EAN) | 4008190365998 | of poles: 0 |
| Qty. | 20 ST | |
| Type | SLA BB5R OR | Version |
| Order No. | 1723460000 | PCB plug-in connector, Accessories, Mounting block, orange, Number |
| GTIN (EAN) | 4008190366018 | of poles: 0 |
| Qty. | 20 ST | |
| Type | SLA BB6R OR | Version |
| Order No. | 1723470000 | PCB plug-in connector, Accessories, Mounting block, orange, Number |
| GTIN (EAN) | 4008190366025 | of poles: 0 |
| Qty. | 20 ST | |
| Type | SLA BB1R SW | Version |
| Order No. | 1723480000 | PCB plug-in connector, Accessories, Mounting block, black, Number |
| GTIN (EAN) | 4008190366032 | of poles: 0 |
| Qty. | 20 ST | |
| Type | SLA BB2R SW | Version |
| Order No. | 1723490000 | PCB plug-in connector, Accessories, Mounting block, black, Number |
| GTIN (EAN) | 4008190366049 | of poles: 0 |
| Qty. | 20 ST | |

SL 7.62/07/90B 3.2SN OR BX

Weidmüller Interface GmbH & Co. KG
 Klingenbergstraße 26
 D-32758 Detmold
 Germany

www.weidmueller.com

Accessories

| | | |
|------------|----------------------------|---|
| Type | SLA BB5R SW | Version |
| Order No. | 1723510000 | PCB plug-in connector, Accessories, Mounting block, black, Number of poles: 0 |
| GTIN (EAN) | 4008190366063 | |
| Qty. | 20 ST | |
| Type | SLA BB6R SW | Version |
| Order No. | 1723520000 | PCB plug-in connector, Accessories, Mounting block, black, Number of poles: 0 |
| GTIN (EAN) | 4008190366070 | |
| Qty. | 20 ST | |

Additional accessories



No task is too small when creating the perfect solution. Connections form just one part of the overall process. Small details are often the key to the perfect solution in applications where potentials are tested, grouped or even isolated.

A system is not a system without small but useful details:


- Test plugs - ensure reliable pick-up from diagnostic sockets
- Cross-connectors - ensure a stable electrical distribution contact directly at the connection
- Compartment partition elements - divide a large number of male connectors into several separate socket connector channels
- Locks and clips - optional vibration-resistant clip-on connection or mounting for male and female connectors

In tandem with the manufacturing process and application - more accessories = smaller workload

General ordering data

| | | |
|------------|----------------------------|---|
| Type | SL AT SW | Version |
| Order No. | 1770240000 | PCB plug-in connector, Accessories, Spacer, black, Number of poles: 1 |
| GTIN (EAN) | 4032248117710 | |
| Qty. | 100 ST | |

Coding elements



Only connects what is supposed to be connected: the right connection at the right place.

Coding elements and locking devices clearly assign connecting elements during the manufacturing process and operation

The coding elements and locking devices are inserted prior to assembly or during the cable assembly phase. The Weidmüller alternative: configure online using the variant configurator to precode prior to delivery. Incorrect assembly on the circuit board and incorrect plugging of connecting elements is no longer possible. The advantage: no troubleshooting during manufacture and no operational errors by the user.

SL 7.62/07/90B 3.2SN OR BX

Weidmüller Interface GmbH & Co. KG
 Klingenbergstraße 26
 D-32758 Detmold
 Germany

www.weidmueller.com

Accessories

General ordering data

| | | |
|------------|----------------------------|--|
| Type | BLZ/SL KO BK BX | Version |
| Order No. | 1545710000 | PCB plug-in connector, Accessories, Coding element, black, Number |
| GTIN (EAN) | 4008190087142 | of poles: 1 |
| Qty. | 50 ST | |
| Type | BLZ/SL KO OR BX | Version |
| Order No. | 1573010000 | PCB plug-in connector, Accessories, Coding element, orange, Number |
| GTIN (EAN) | 4008190048396 | of poles: 1 |
| Qty. | 100 ST | |

LED Light guides



Effective: the link between LED and front panel.

Floodlight indicators allow users to monitor the switching states without requiring a special design: optical plastic directs the light from standard LEDs around a bend into the connectors or through the front plate.

The fibre-optic elements are simply clipped behind the relevant 90° bend male connectors (90° outlet direction). Versions with different incoming light beam heights achieve maximum light efficiency for LEDs with different designs or heights.

The advantages compared to conventional solutions:

- No additional LED circuit board required behind the front panel
- No "long-legged" LEDs with separate mounting required
- Bent fibre-optic cable line for maximum light efficiency
- Uncomplicated front plate bore holes due to circular shape of outgoing light beam
- Easy to maintain correct clearance and creepage distance
- Can be partitioned for smaller pole numbers

The result: simplified manufacturing process, reduced costs and simplified design

General ordering data

| | | |
|------------|----------------------------|---|
| Type | SL FLA 1.5/1 | Version |
| Order No. | 1580100000 | PCB plug-in connector, Accessories, Flood-light display, Transparent, |
| GTIN (EAN) | 4008190152475 | Number of poles: 1 |
| Qty. | 100 ST | |
| Type | SL FLA 3.8/1 | Version |
| Order No. | 1580110000 | PCB plug-in connector, Accessories, Flood-light display, Transparent, |
| GTIN (EAN) | 4008190050740 | Number of poles: 1 |
| Qty. | 100 ST | |
| Type | SL FLA 9.0/1 | Version |
| Order No. | 1580120000 | PCB plug-in connector, Accessories, Flood-light display, Transparent, |
| GTIN (EAN) | 4008190031909 | Number of poles: 1 |
| Qty. | 100 ST | |

SL 7.62/07/90B 3.2SN OR BX

Weidmüller Interface GmbH & Co. KG

Klingenbergstraße 26

D-32758 Detmold

Germany

www.weidmueller.com

Accessories

Blocks for PCB mounting



Minor component, major effect:

Clip-on attachment elements increase the mechanical resilience of the whole plug connection by

- securing the male connectors to the circuit board
- providing a vibration-proof connection between the sockets and the male connectors

Clip-on or pre-assembled - always the right solution:

- Hard-wearing, precise fitting dovetail joint
- Hard-wearing metal threaded inserts
- Suitable for all outlet directions

Maximum stability, minimum effort:

- Extremely resilient for frequent fastening operations
- Complete set for easy selection

The result: soldering points, contacts and overall module are more resilient against mechanical stress such as vibrations and tensile loads.

General ordering data

| | | | |
|------------|----------------------------|--|--|
| Type | SLA BB 12R OR | Version | |
| Order No. | 1593450000 | PCB plug-in connector, Accessories, Mounting block, orange, Number | |
| GTIN (EAN) | 4008190122164 | of poles: 0 | |
| Qty. | 100 ST | | |

Additional accessories



No task is too small when creating the perfect solution.

Connections form just one part of the overall process.

Small details are often the key to the perfect solution in applications where potentials are tested, grouped or even isolated.

A system is not a system without small but useful details:

- Test plugs - ensure reliable pick-up from diagnostic sockets
- Cross-connectors - ensure a stable electrical distribution contact directly at the connection
- Compartment partition elements - divide a large number of male connectors into several separate socket connector channels
- Locks and clips - optional vibration-resistant clip-on connection or mounting for male and female connectors

In tandem with the manufacturing process and application - more accessories = smaller workload

General ordering data

| | | | |
|------------|----------------------------|--|--|
| Type | SL AT OR | Version | |
| Order No. | 1598300000 | PCB plug-in connector, Accessories, Spacer, orange, Number of poles: | |
| GTIN (EAN) | 4008190189266 | 1 | |
| Qty. | 100 ST | | |

SL 7.62/07/90B 3.2SN OR BX

Weidmüller Interface GmbH & Co. KG
 Klingenbergstraße 26
 D-32758 Detmold
 Germany

www.weidmueller.com

Accessories

Blocks for PCB mounting



Minor component, major effect:

Clip-on attachment elements increase the mechanical resilience of the whole plug connection by

- securing the male connectors to the circuit board
- providing a vibration-proof connection between the sockets and the male connectors

Clip-on or pre-assembled - always the right solution:

- Hard-wearing, precise fitting dovetail joint
- Hard-wearing metal threaded inserts
- Suitable for all outlet directions

Maximum stability, minimum effort:

- Extremely resilient for frequent fastening operations
- Complete set for easy selection

The result: soldering points, contacts and overall module are more resilient against mechanical stress such as vibrations and tensile loads.

General ordering data

| | | | |
|------------|----------------------------|--|--|
| Type | SLA BB 11R OR | Version | |
| Order No. | 1604120000 | PCB plug-in connector, Accessories, Mounting block, orange, Number | |
| GTIN (EAN) | 4008190182977 | of poles: 0 | |
| Qty. | 20 ST | | |