

ZSI 2.5/2 500AC

Weidmüller Interface GmbH & Co. KG


Klingenbergstraße 26

D-32758 Detmold

Germany

www.weidmueller.com

Product image



Fuse terminal blocks and component terminal blocks allow protective and functional elements to be integrated directly into the terminal strip. Fuse terminal blocks include built-in fuse holders to reliably protect electrical circuits against overload –ideal for control and distribution systems. Component terminal blocks make it possible to incorporate electronic components such as diodes, resistors, or LEDs directly into the wiring. This enables space-saving and clearly arranged implementation of switching functions and signal separation. Both types of terminal blocks ensure higher safety, easy maintenance, and a compact, function-oriented installation.

General ordering data

Version	Z-series, Fuse terminal, Rated cross-section: 2.5 mm ² , Tension-clamp connection, dark beige, Direct mounting
Order No.	1616460000
Type	ZSI 2.5/2 500AC
GTIN (EAN)	4008190196608
Qty.	10 items

ZSI 2.5/2 500AC

Weidmüller Interface GmbH & Co. KG
Klingenbergstraße 26
D-32758 Detmold
Germany

www.weidmueller.com

Technical data

Approvals

Approvals



ROHS Conform

UL File Number Search [UL Website](#)

Certificate No. (UR) E60693

Dimensions and weights

Depth	73 mm	Depth (inches)	2.874 inch
Depth including DIN rail	74 mm	Height	79.5 mm
Height (inches)	3.1299 inch	Width	11.9 mm
Width (inches)	0.4685 inch	Net weight	24.6 g

Temperatures

Storage temperature	-25 °C...55 °C	Ambient temperature	-50 °C...75 °C
Continuous operating temp., min.	-50 °C	Continuous operating temp., max.	120 °C

Environmental Product Compliance

RoHS Compliance Status	Compliant without exemption
REACH SVHC	No SVHC above 0.1 wt%

Material data

Basic material	Wemid	Colour	dark beige
UL 94 flammability rating	V-0		

System specifications

Version	Tension-clamp connection, Fuse cartridge, Without LED, for plug-in cross-connector, in closed state	End cover plate required	Yes
Number of potentials	1	Number of levels	1
Number of clamping points per level	2	Number of potentials per tier	1
Levels cross-connected internally	No	PE connection	No
Mounting rail	TS 35	N-function	No
PE function	No	PEN function	No

Additional technical data

Open sides	right	Number of similar terminals	1
Installation advice	Direct mounting	Explosion-tested version	No
Type of mounting	Snap-on		

CSA rating data

Wire cross section max. (CSA)	12 AWG	Voltage size C (CSA)	600 V
Current size C (CSA)	15 A	Certificate No. (CSA)	200039-1152892
Wire cross section min. (CSA)	26 AWG		

ZSI 2.5/2 500AC

Weidmüller Interface GmbH & Co. KG
 Klingenbergstraße 26
 D-32758 Detmold
 Germany

www.weidmueller.com

Technical data

Conductors for clamping (additional connection)

Connection type, additional connection Tension-clamp connection

Conductors for clamping (rated connection)

Gauge to IEC 60947-1	A3	Wire connection cross section AWG, max.	AWG 12
Connection direction	top	Stripping length	10 mm
Type of connection 2	Tension-clamp connection	Type of connection	Tension-clamp connection
Number of connections	2	Clamping range, max.	4 mm ²
Clamping range, min.	0.13 mm ²	Blade size	0.6 x 3.5 mm
Wire connection cross section AWG, min.	AWG 26	Wire connection cross-section, finely stranded with wire-end ferrules DIN 46228/4, max.	2.5 mm ²
Wire connection cross-section, finely stranded with wire-end ferrules DIN 46228/4, min.	0.13 mm ²	Wire connection cross-section, finely stranded with wire-end ferrules DIN 46228/1, max.	2.5 mm ²
Wire connection cross-section, finely stranded with wire-end ferrules DIN 46228/1, min.	0.13 mm ²	Wire connection cross section, finely stranded, max.	4 mm ²
Wire connection cross section, finely stranded, min.	0.13 mm ²	Connection cross-section, stranded, max.	4 mm ²
Connection cross-section, stranded, min.	0.13 mm ²	Wire connection cross-section, solid core, max.	4 mm ²
Wire connection cross-section, solid core, min.	0.13 mm ²	Connection cross-section, finely stranded, min.	0.13 mm ²

Fuse terminals

Cartridge fuse	G-Si. 6.3 x 32	Fuse holder (cartridge holder)	Pivoting
Type of voltage for indicator	AC/DC	Display	Red LED
Operating voltage, max.	500 V	Power loss for short-circuit protection only for a composite arrangement	2.5 W at 2.5 A @ 72°C
Power loss for short-circuit protection only for an individual arrangement	4.0 W at 10.0 A @ 46°C	Power loss for overload and short-circuit protection for an individual arrangement	2.5 W at 2.5 A @ 40°C
Power loss for overload and short-circuit protection for a composite arrangement	2.5 W at 2.5 A @ 29°C		

General

Wire connection cross section AWG, max.	AWG 12	Installation advice	Direct mounting
Wire connection cross section AWG, min.	AWG 26	Standards	IEC 60947-7-3
Mounting rail	TS 35		

Rating data

Rated cross-section	2.5 mm ²	Rated voltage	500 V
Rated voltage to adjoining terminal	500 V	Rated DC voltage	500 V
Nominal current	12 A	Current at maximum wires	12 A
Standards	IEC 60947-7-3	Volume resistance according to IEC 60947-7-x	1.33 mΩ
Rated impulse withstand voltage	6 kV	Power loss in accordance with IEC 60947-7-x	0.77 W
Pollution severity	3		

ZSI 2.5/2 500AC

Weidmüller Interface GmbH & Co. KG
 Klingenbergstraße 26
 D-32758 Detmold
 Germany

www.weidmueller.com

Technical data

UL rating data

Conductor size Factory wiring max. (UR)	12 AWG	Current size C (UR)	16 A
Voltage size C (UR)	600 V	Conductor size Factory wiring min. (UR)	26 AWG
Certificate No. (UR)	E60693	Conductor size Field wiring min. (UR)	26 AWG
Conductor size Field wiring max. (UR)	12 AWG		

Important note

Product information The voltage depends on the selected fuse element or the selected indicator light

Classifications

ETIM 8.0	EC000899	ETIM 9.0	EC000899
ETIM 10.0	EC000899	ECLASS 14.0	27-25-01-13
ECLASS 15.0	27-25-01-13		

Drawings



ZSI 2.5/2 500AC

Weidmüller Interface GmbH & Co. KG
 Klingenbergstraße 26
 D-32758 Detmold
 Germany

www.weidmueller.com

Accessories

Cross-connections



The distribution or multiplication of a potential to adjoining terminal blocks is realized via a cross-connection. Additional wiring effort can be easily avoided. Even if the poles are broken out, contact reliability in the terminal blocks is still ensured. Our portfolio offers pluggable and screwable cross-connection systems for modular terminal blocks.

General ordering data

Type	ZQS 2.5/2	Version
Order No.	1633200000	Accessories, Cross-connector, 24 A
GTIN (EAN)	4008190263386	
Qty.	20 ST	
Type	ZQS 2.5/3	Version
Order No.	1633210000	Accessories, Cross-connector, 24 A
GTIN (EAN)	4008190263393	
Qty.	20 ST	
Type	ZQS 2.5/4	Version
Order No.	1633220000	Accessories, Cross-connector, 24 A
GTIN (EAN)	4008190263409	
Qty.	20 ST	
Type	ZQS 2.5/5	Version
Order No.	1633230000	Accessories, Cross-connector, 24 A
GTIN (EAN)	4008190263416	
Qty.	20 ST	

Testadapter and testsockets



Test adapters and test plugs are used for the electrical connection between terminal blocks and the test equipment. In this way, an electrical contact can be established in the wired state and measurements can be done easily.

General ordering data

Type	ZTA 1	Version
Order No.	1609040000	Accessories, Test adapter, 9 A
GTIN (EAN)	4008190196851	
Qty.	25 ST	
Type	ZTA 1/ZA	Version
Order No.	1609050000	Accessories, Test adapter, 9 A
GTIN (EAN)	4008190206543	
Qty.	25 ST	

ZSI 2.5/2 500AC

Weidmüller Interface GmbH & Co. KG
 Klingenbergstraße 26
 D-32758 Detmold
 Germany

Accessories

www.weidmueller.com

Blank



The Dekafix (DEK) marker is the universal marker for all conductor and plug-in connectors as well as for electronic sub-assemblies. The system is ideal for short number sequences and covers a wide range of ready-printed markers.

Strips for fast installation in only one work step. The printing is easy to read, rich in contrast and available in various widths.

- Large range of ready-to-use markers
 - Strips for fast installation
 - Terminal markers, suitable for all Weidmüller cable connectors
 - Available as blank MultiCard or with standard printing
- For custom printing: Please send us a file of our labeling software M-Print PRO or M-Print PRO Online (without installation) for your labeling specifications.

General ordering data

Type	DEK 5/5 MC NE WS	Version	
Order No.	1609801044		Dekafix, Terminal marker, 5 x 5 mm, Pitch in mm (P): 5.00
GTIN (EAN)	4008190397111		Weidmueller, white
Qty.	1000 ST		

STR transparent strips



General ordering data

Type	STR 7 F.SCHT 7	Version	
Order No.	0515300000		Terminal markers, Protective cap, 27 x 6.3 mm, Transparent
GTIN (EAN)	4008190182175		
Qty.	20 ST		

Accessories

Blank



WS markers are the perfect match for the W-series connectors. Thanks to their system compatibility, the WS tags can also be used with the I-series and the Z-series. The large marking surfaces do not only permit long character strings but also multi-line text. WS markers are ideal for labels with long, customised character strings. Thanks to the proven MultiCard format, printing with PrintJet CONNECT oder/or Plotter is possible.

- Can be fitted in strips or individually
- Markers in proven MultiCard format

For custom printing: Please send us a file of our labeling software M-Print PRO or M-Print PRO Online (without installation) for your labeling specifications.

General ordering data

Type	WS 10/15 MC NE WS	Version
Order No.	1854090000	WS, Terminal marker, 10 x 15 mm, Pitch in mm (P): 15.00
GTIN (EAN)	4032248390694	Weidmueller, Allen-Bradley, white
Qty.	240 ST	
Type	WS 10/5 M MC NE WS	Version
Order No.	1792000000	WS, Terminal marker, 10 x 5 mm, Pitch in mm (P): 5.00 Weidmueller,
GTIN (EAN)	4032248223862	Allen-Bradley, white
Qty.	720 ST	
Type	WS 10/5 MC NE WS	Version
Order No.	1635000000	WS, Terminal marker, 10 x 5 mm, Pitch in mm (P): 5.00 Weidmueller,
GTIN (EAN)	4008190261948	Allen-Bradley, white
Qty.	720 ST	

ZGB pivotable group tag holder



The ZGB 15 is a hinged group tag carrier. The tag carrier can hold the dekafix 5, WS 12/5 terminal markers or the inlay tag ESO 15.

The ZGB 30 is a hinged group tag carrier. The tag carrier can hold the dekafix 5, WS 12/5 terminal markers or the inlay tag ESO 7.

Inlay tags and protective strips can be found under "Accessories".

General ordering data

Type	ZGB 15	Version
Order No.	1636530000	Terminal markers, Terminal marker, 15 x 7 mm, Pitch in mm (P): 5.00
GTIN (EAN)	4008190297053	Weidmueller, white
Qty.	20 ST	
Type	ZGB 30	Version
Order No.	1611930000	Terminal markers, Terminal marker, 32 x 7 mm, Pitch in mm (P): 5.00
GTIN (EAN)	4008190002251	Weidmueller, white
Qty.	20 ST	

ZSI 2.5/2 500AC

Weidmüller Interface GmbH & Co. KG

Klingenbergstraße 26

D-32758 Detmold


Germany

www.weidmueller.com

Accessories

Type	ZGB 30/3.5	Version	
Order No.	1778290000	Terminal markers, Terminal marker, 32 x 7 mm, Pitch in mm (P): 3.50	
GTIN (EAN)	4032248161065	white	
Qty.	20 ST		

Blank



ZS markers - in proven MultiCard-format - have been developed specifically for the Z-series. They have a large printing area. The hinged mechanism even allows access to cross-connectors without dismantling. Quick installation is guaranteed by the fact that the single tags are clipped on in strips. The single tags are easy to separate.

- Hinged marker area
- Can be fitted in strips or individually
- Markers in proven MultiCard format

For custom printing: Please send us a file of our labeling software M-Print PRO or M-Print PRO Online (without installation) for your labeling specifications.

General ordering data

Type	ZS 10/5 MC NE WS	Version	
Order No.	1610000000	ZS, Terminal marker, 10 x 5 mm, Pitch in mm (P): 5.00 Weidmueller,	
GTIN (EAN)	4008190263171	Allen-Bradley, white	
Qty.	480 ST		
Type	ZS 12/6 MC NE WS	Version	
Order No.	1610020000	ZS, Terminal marker, 12 x 6 mm, Pitch in mm (P): 6.00 Weidmueller,	
GTIN (EAN)	4008190444600	Allen-Bradley, white	
Qty.	400 ST		
Type	ZS 15/5 MC NE WS	Version	
Order No.	1646630000	ZS, Terminal marker, 15 x 5 mm, Pitch in mm (P): 5.00 Weidmueller,	
GTIN (EAN)	4008190401214	Allen-Bradley, white	
Qty.	480 ST		

Marker holder



The marker holder offer the possibility of additional mounting of standard markers with a pitch of 5 or 5.1 mm. The angled holders can be optionally snapped together and could be mounted in all standard marking channels of the Klippon® Connect modular terminal blocks. Fitting marker types could be found under the respective accessories of the designation marking holder.

General ordering data

Type	BZT 1 WS 10/5	Version	
Order No.	1805490000	Accessories, Marker holder	
GTIN (EAN)	4032248270231		
Qty.	100 ST		

ZSI 2.5/2 500AC


Weidmüller Interface GmbH & Co. KG
 Klingenbergstraße 26
 D-32758 Detmold
 Germany

www.weidmueller.com

Accessories

Type	BZT 1 ZA WS 10/5	Version	
Order No.	1805520000	Accessories, Marker holder	
GTIN (EAN)	4032248270248		
Qty.	100 ST		

End bracket



Weidmüller's range of products includes end brackets that guarantee a permanent, reliable mounting on the terminal rail and prevent sliding. Versions with and without screws are available. The end brackets include marking options, also for group markers, and also a test plug holder.

General ordering data

Type	ZST 1	Version	
Order No.	1269070000	Accessories, Accessories holder	
GTIN (EAN)	4050118094091		
Qty.	25 ST		

Slotted screwdriver



VDE insulated screwdriver sets, for working on live parts up to 1000 V AC and 1500 V DC, DIN EN 60900. IEC 900. Each piece is "GS" safety tested. Blade made from fully hardened, high-alloy chromium-vanadium-molybdenum steel, gun-metal finish.

General ordering data

Type	SDIS SLIM 0.6X3.5X100	Version	
Order No.	2749610000	Mounting tool, Blade width (B): 3.5 mm, Blade length: 100 mm, Blade thickness (A): 0.6 mm	
GTIN (EAN)	4050118896350		
Qty.	1 ST		

ZSI 2.5/2 500AC

Weidmüller Interface GmbH & Co. KG
 Klingenbergstraße 26
 D-32758 Detmold
 Germany

Accessories

www.weidmueller.com

End plates and partition plates




Partition plates and end plates are essential accessories for terminal blocks. Partition plates provide optical and electrical separation of different potentials and functional groups, increasing safety and ensuring a clear structure inside the control cabinet. End plates close the terminal block row on the sides, protect against contact with live parts, and ensure a clean, stable finish. Both components are precisely matched to the respective Weidmüller terminal block series, contributing to safe, compliant, and professional wiring.

General ordering data

Type	ZAP TNHE/ZSI2.5	Version	
Order No.	1610840000	Version	Z-series, End plate
GTIN (EAN)	4008190263379		
Qty.	25 ST		

Cross-connections



The distribution or multiplication of a potential to adjoining terminal blocks is realized via a cross-connection. Additional wiring effort can be easily avoided. Even if the poles are broken out, contact reliability in the terminal blocks is still ensured. Our portfolio offers pluggable and screwable cross-connection systems for modular terminal blocks.

General ordering data

Type	ZQV 4/3 GE	Version	
Order No.	1608960000	Version	Accessories, Cross-connector, 32 A
GTIN (EAN)	4008190263232		
Qty.	60 ST		
Type	ZQV 4/5 GE	Version	
Order No.	1608980000	Version	Accessories, Cross-connector, 32 A
GTIN (EAN)	4008190263256		
Qty.	20 ST		
Type	ZQV 4/7 GE	Version	
Order No.	1609000000	Version	Accessories, Cross-connector, 32 A
GTIN (EAN)	4008190263270		
Qty.	20 ST		
Type	ZQV 4/9 GE	Version	
Order No.	1609020000	Version	Accessories, Cross-connector, 32 A
GTIN (EAN)	4008190263294		
Qty.	20 ST		