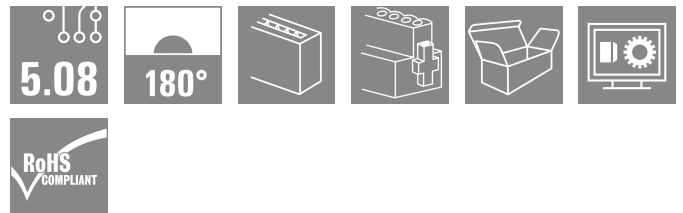



SLDF 5.08 L/F 16 SN OR BX

Weidmüller Interface GmbH & Co. KG
 Klingenbergstraße 26
 D-32758 Detmold
 Germany

www.weidmueller.com

Product image



Male connector for through-panel mounting with optional locking function. Internal connection as flat-blade or solder connection. These male connectors provide space for labelling and can be coded.

General ordering data

| | |
|--------------|---|
| Version | PCB plug-in connector, male header, 5.08 mm, Number of poles: 16, 180°, Flat-blade connection, Solder connection, Box |
| Order No. | 1599270000 |
| Type | SLDF 5.08 L/F 16 SN OR BX |
| GTIN (EAN) | 4008190066826 |
| Qty. | 18 items |
| Product data | IEC: 400 V / 15 A UL: 300 V / 10 A |
| Packaging | Box |

SLDF 5.08 L/F 16 SN OR BX

Weidmüller Interface GmbH & Co. KG
Klingenbergstraße 26
D-32758 Detmold
Germany

www.weidmueller.com

Technical data

Approvals

Approvals



| | |
|-----------------------|----------------------------|
| ROHS | Conform |
| UL File Number Search | UL Website |
| Certificate No. (UR) | E60693 |

Dimensions and weights

| | | | |
|------------|---------|-----------------|-------------|
| Depth | 28 mm | Depth (inches) | 1.1024 inch |
| Height | 17.5 mm | Height (inches) | 0.689 inch |
| Width | 101 mm | Width (inches) | 3.9764 inch |
| Net weight | 15.58 g | | |

Environmental Product Compliance

| | |
|------------------------|-----------------------------|
| RoHS Compliance Status | Compliant without exemption |
| REACH SVHC | No SVHC above 0.1 wt% |

System specifications

| Product family | OMNIMATE Signal - series BL/SL 5.08 | Type of connection | Field connection |
|---------------------------|--|--------------------------|------------------|
| Pitch in mm (P) | 5.08 mm | Pitch in inches (P) | 0.200 " |
| Outgoing elbow | 180° | Number of poles | 16 |
| L1 in mm | 76.20 mm | L1 in inches | 3.000 " |
| Number of rows | 1 | Pin series quantity | 1 |
| Protection degree | IP20 | Volume resistance | ≤5 mΩ |
| Can be coded | Yes | Plugging cycles | 25 |
| Plugging force/pole, max. | 6.5 N | Pulling force/pole, max. | 5 N |

Material data

| | | | |
|---------------------------------------|----------|---------------------------------------|----------------------------|
| Insulating material | PBT | Colour | orange |
| Colour chart (similar) | RAL 2000 | Insulating material group | IIIa |
| Comparative Tracking Index (CTI) | ≥ 200 | Moisture Level (MSL) | |
| UL 94 flammability rating | V-0 | Contact material | Cu-alloy |
| Contact surface | tinned | Layer structure of plug contact | 4...8 μm Sn hot-dip tinned |
| Storage temperature, min. | -40 °C | Storage temperature, max. | 70 °C |
| Operating temperature, min. | -50 °C | Operating temperature, max. | 100 °C |
| Temperature range, installation, min. | -25 °C | Temperature range, installation, max. | 100 °C |

Conductors suitable for connection

| | |
|----------------|--|
| Reference text | The outside diameter of the plastic collar should not be larger than the pitch (P). Length of ferrules is to be chosen depending on the product and the rated voltage. |
|----------------|--|

SLDF 5.08 L/F 16 SN OR BX

Weidmüller Interface GmbH & Co. KG

Klingenbergstraße 26

D-32758 Detmold

Germany

www.weidmueller.com

Technical data

Rated data acc. to IEC

| | | | |
|---|------------------------|---|-------|
| tested acc. to standard | IEC 60664-1, IEC 61984 | Rated current, min. number of poles (Tu=20°C) | 15 A |
| Rated current, min. number of poles (Tu=40°C) | 13 A | Rated voltage for surge voltage class / pollution degree II/2 | 400 V |
| Rated voltage for surge voltage class / pollution degree III/2 | 320 V | Rated voltage for surge voltage class / pollution degree III/3 | 250 V |
| Rated impulse voltage for surge voltage class/ pollution degree II/2 | 4 kV | Rated impulse voltage for surge voltage class/ pollution degree III/2 | 4 kV |
| Rated impulse voltage for surge voltage class/ contamination degree III/3 | 4 kV | | |

Rated data acc. to CSA

| | | | |
|-----------------------------------|--|-----------------------------------|----------------|
| Institute (CSA) | CSA | Certificate No. (CSA) | 200039-1121690 |
| Rated voltage (Use group B / CSA) | 300 V | Rated voltage (Use group D / CSA) | 300 V |
| Rated current (Use group B / CSA) | 10 A | Rated current (Use group D / CSA) | 10 A |
| Reference to approval values | Specifications are maximum values, details - see approval certificate. | | |

Rated data acc. to UL 1059

| | | | |
|---------------------------------------|--|---------------------------------------|--------|
| Institute (UR) | UR | Certificate No. (UR) | E60693 |
| Rated voltage (Use group B / UL 1059) | 300 V | Rated voltage (Use group D / UL 1059) | 300 V |
| Rated current (Use group B / UL 1059) | 10 A | Rated current (Use group D / UL 1059) | 10 A |
| Reference to approval values | Specifications are maximum values, details - see approval certificate. | | |

Packing

| | | | |
|-----------|-----------|------------|-----------|
| Packaging | Box | VPE length | 351.00 mm |
| VPE width | 135.00 mm | VPE height | 39.00 mm |

Important note

| | | | |
|----------------|---|--|--|
| IPC conformity | Conformity: The products are developed, manufactured and delivered according international recognized standards and norms and comply with the assured properties in the data sheet resp. fulfill decorative properties in accordance with IPC-A-610 "Class 2". Further claims on the products can be evaluated on request. | | |
| Notes | <ul style="list-style-type: none"> • Additional variants on request • Rated current related to rated cross-section & min. No. of poles. • Connectable cables with solder connection solid and flexible up to 2.5 mm² with insulating/ shrink-wrap sleeve or from 2.8 mm flat blade receptacles with insulated sleeves acc. to DIN IEC 760 • P on drawing = pitch • Rated data refer only to the component itself. Clearance and creepage distances to other components are to be designed in accordance with the relevant application standards. • In accordance with IEC 61984, OMNIMATE-connectors are connectors without breaking capacity (COC). During designated use, connectors are not allowed to be engaged or disengaged when live or under load • Long term storage of the product with average temperature of 50 °C and maximum humidity 70%, 36 months | | |

Classifications

| | | | |
|-------------|-------------|-------------|-------------|
| ETIM 8.0 | EC002637 | ETIM 9.0 | EC002637 |
| ETIM 10.0 | EC002637 | ECLASS 14.0 | 27-46-02-01 |
| ECLASS 15.0 | 27-46-02-01 | | |


SLDF 5.08 L/F 16 SN OR BX

Weidmüller Interface GmbH & Co. KG
Klingenbergstraße 26
D-32758 Detmold
Germany

www.weidmueller.com

Drawings

Product image



Dimensional drawing

