

WPD 107 1X95/2X35+8X25 GY

Weidmüller Interface GmbH & Co. KG
Klingenbergstraße 26
D-32758 Detmold
Germany

www.weidmueller.com

Product image

Our WPD 1XX distribution blocks are used in all situations where power is supplied and distributed. Their user-friendly design creates a better overview and enables Rapid, efficient implementation of space-saving power distribution.

General ordering data

Version	Potential distributor terminal, Screw connection, Light Grey, 95 mm ² , 270 A, 1000 V, Number of connections: 11, Number of levels: 1
Order No.	1562220000
Type	WPD 107 1X95/2X35+8X25 GY
GTIN (EAN)	4050118385298
Qty.	1 items

WPD 107 1X95/2X35+8X25 GY

Weidmüller Interface GmbH & Co. KG
 Klingenbergstraße 26
 D-32758 Detmold
 Germany

www.weidmueller.com

Technical data

Approvals

Approvals



ROHS	Conform
UL File Number Search	UL Website
Certificate No. (cURus)	E60693

Dimensions and weights

Depth	54.5 mm	Depth (inches)	2.1457 inch
Height	73 mm	Height (inches)	2.874 inch
Width	51 mm	Width (inches)	2.0079 inch
Net weight	211 g		

Temperatures

Storage temperature	-25 °C...55 °C	Ambient temperature	-5 °C...40 °C
Continuous operating temp., min.	-50 °C	Continuous operating temp., max.	130 °C

Environmental Product Compliance

RoHS Compliance Status	Compliant with exemption
RoHS Exemption (if applicable/known)	6c
REACH SVHC	Lead 7439-92-1
SCIP	9b5f0838-1f0b-4c14-9fc7-3f5e6ee75be2

Material data

Basic material	Wemid	Colour	Light Grey
UL 94 flammability rating	V-0		

Rating data IECEx/ATEX

Certificate No. (ATEX)	CNEX16ATEX0005U	Certificate No. (IECEX)	IECEXCNEX16.0005U
Max. voltage (ATEX)	440 V	Current (ATEX)	232 A
Wire cross section max. (ATEX)	95 mm ²	Max. voltage (IECEX)	440 V
Current (IECEX)	232 A	Marking EN 60079-7	Ex eb II C Gb
Ex 2014/34/EU label	II 2 G D		

System specifications

Version	Screw connection	End cover plate required	No
Number of potentials	1	Number of levels	1
Number of clamping points per level	2	Number of potentials per tier	1
Levels cross-connected internally	Yes	PE connection	No
Mounting rail	Mounting plate, TS 35	N-function	Yes
PE function	No	PEN function	No

WPD 107 1X95/2X35+8X25 GY

Weidmüller Interface GmbH & Co. KG
 Klingenbergstraße 26
 D-32758 Detmold
 Germany

www.weidmueller.com

Technical data

Additional technical data

Open sides	closed	Installation advice	Terminal rail / mounting plate
Explosion-tested version	Yes	Type of mounting	Snap-on

CSA rating data

Certificate number (cCSAus)	70128467
-----------------------------	----------

Conductors for clamping (additional connection)

Connection type, additional connection	Screw connection
--	------------------

Conductors for clamping (rated connection)

Wire connection cross section AWG, max.	AWG 3/0	Connection direction	on side
Type of connection 2	Screw connection	Type of connection	Screw connection
Number of connections	11	Clamping range, max.	95 mm ²
Clamping range, min.	1.5 mm ²	Wire connection cross section AWG, min.	AWG 16
Wire connection cross-section, finely stranded with wire-end ferrules DIN 46228/4, min.	1.5 mm ²	Wire connection cross-section, finely stranded with wire-end ferrules DIN 46228/1, max.	70 mm ²
Wire connection cross-section, finely stranded with wire-end ferrules DIN 46228/1, min.	1.5 mm ²	Wire connection cross section, finely stranded, max.	0 mm ²
Wire connection cross section, finely stranded, min.	1.5 mm ²	Connection cross-section, stranded, max.	95 mm ²
Connection cross-section, stranded, min.	1.5 mm ²	Wire connection cross-section, solid core, max.	95 mm ²
Wire connection cross-section, solid core, min.	1.5 mm ²		

General

Number of poles	1	Wire connection cross section AWG, max.	AWG 3/0
Installation advice	Terminal rail / mounting plate	Wire connection cross section AWG, min.	AWG 16
Standards	IEC 60947-7-1, UL 1059	Mounting rail	Mounting plate, TS 35

Rating data

Rated cross-section	95 mm ²	Rated voltage	1000 V
Rated AC voltage	1000 V	Rated DC voltage	1500 V
Nominal current	270 A	Current at maximum wires	270 A
Standards	IEC 60947-7-1, UL 1059	Power loss in accordance with IEC 60947-7-x	7.10 W

UL rating data

Certificate No. (cURus)	E60693
-------------------------	--------

Important note

Product information	The socket complies with flammability class V-2 according to UL94.
---------------------	--

WPD 107 1X95/2X35+8X25 GY

Weidmüller Interface GmbH & Co. KG
Klingenbergstraße 26
D-32758 Detmold
Germany

www.weidmueller.com

Technical data

Classifications

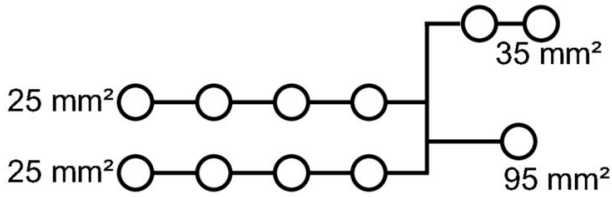
ETIM 8.0	EC000897	ETIM 9.0	EC000897
ETIM 10.0	EC000897	ECLASS 14.0	27-25-01-19
ECLASS 15.0	27-25-01-19		

WPD 107 1X95/2X35+8X25 GY

Weidmüller Interface GmbH & Co. KG
 Klingenbergstraße 26
 D-32758 Detmold
 Germany

Drawings

www.weidmueller.com



Conductor connection data according to IEC 60947-7-1 (Cu)

Input	connection point A			
	Copper	Aluminum*		
50 mm²	14 Nm	22.8 Nm	22.8 Nm	
35 mm²	14 Nm			
25 mm²				
18 mm²				
12 mm²				
Stripping lengths	14 mm			
Alarm screw	M12			

Output	connection point 1-8		connection point B	
	Copper	Aluminum*	Copper	Aluminum*
35 mm²	2.5 Nm	5.1 Nm	3.5 Nm	11.3 Nm
25 mm²	2.5 Nm	5.1 Nm	3.5 Nm	11.3 Nm
18 mm²				
12 mm²				
6 mm²				
2.5 mm²				
1.5 mm²				
Stripping lengths	12 mm		12 mm	
Alarm screw	M6		M6	

* Values according to UL 1059

Legend: Copper, Aluminum, Flexible with ferrule, Sector shaped



Conductor connection data according to UL 1059 (Al-Cu)

Input (line)	connection point A			
	Copper	Aluminum		
AWG 3/0	124 lb. in.	124 lb. in.	200 lb. in.	200 lb. in.
AWG 2/0				
AWG 1/0				
AWG 2				
AWG 4				
AWG 6				
AWG 8				
AWG 10				
max. current	200 A	175 A	155 A	150 A
Voltage size B.C (DR)	600 V			

Output (lead)	connection point 1-8		connection point B	
	Copper	Aluminum	Copper	Aluminum
AWG 2		45.1 lb. in.	31 lb. in.	100 lb. in.
AWG 4		45.1 lb. in.	31 lb. in.	100 lb. in.
AWG 6				
AWG 8	22.1 lb. in.		31 lb. in.	
AWG 10	22.1 lb. in.		31 lb. in.	
AWG 12				
AWG 14				
AWG 16				
max. current	85 A	65 A	50 A	115 A
Voltage size B.C (DR)	600 V			

Legend: Copper, Aluminum, Flexible with ferrule

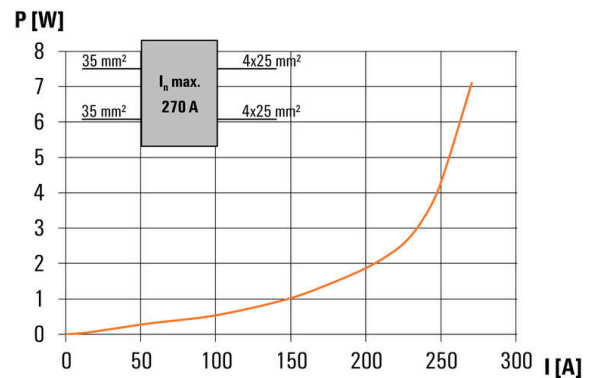
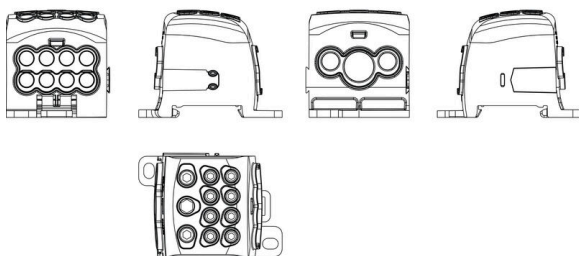
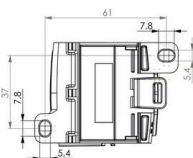


CSA rating data according to CSA 22.2 No. 158

Certificate No. (CSA)	269832		
	Input CP* A	CP* 1-8	Output CP* B
AWG 3/0	14 Nm.	2.5 Nm	6 Nm
AWG 2/0			
AWG 1/0			
AWG 2			
AWG 4			
AWG 6			
AWG 8			
AWG 10			
AWG 12			
AWG 14			
max. current	200 A	85 A	115 A
Voltage size C (CSA)	600 V		

* CP - connection point

Legend: Stranded, Solid, Flexible with ferrule



WPD 107 1X95/2X35+8X25 GY

Weidmüller Interface GmbH & Co. KG
 Klingenbergstraße 26
 D-32758 Detmold
 Germany

www.weidmueller.com

Accessories

Socket wrench sets



Allen key made from fully hardened, high-alloy chromium-vanadium-steel, acc. to DIN ISO 2936 L (DIN 911), high-quality refined surface.

General ordering data

Type	SKS 2,0-8,0 MR	Version	
Order No.	9008870000	socket wrenches	
GTIN (EAN)	4032248266623		
Qty.	1 ST		

Crosshead screwdriver Pozidriv



Crosshead screwdriver, Pozidriv, SDK PZ DIN 5262, ISO 8764/2-PZ, output to ISO 8764/1-PZ, ChromTop tip, SoftFinish grip

General ordering data

Type	SDK PZ2	Version	
Order No.	9008540000	Screwdriver, Screwdriver	
GTIN (EAN)	4032248056538		
Qty.	1 ST		