

## WPD 501 2X25/2X16 1XGN/3XGY/1XBL

**Weidmüller Interface GmbH & Co. KG**  
 Klingenbergstraße 26  
 D-32758 Detmold  
 Germany

[www.weidmueller.com](http://www.weidmueller.com)

### Product image



### Building installation wiring

For building installations, we offer a complete system that revolves around the 10×3 copper rail and comprises perfectly coordinated components: from installation terminal blocks, neutral conductor terminal blocks and distribution terminal blocks to comprehensive accessories such as busbars and busbar holders.

### General ordering data

Version	Potential distributor terminal, Screw connection, Light Grey, 25 mm <sup>2</sup> , 152 A, 1000 V, Number of connections: 20, Number of levels: 1
Order No.	<a href="#">1562140000</a>
Type	WPD 501 2X25/2X16 1XGN/3XGY/1XBL
GTIN (EAN)	4050118385229
Qty.	1 items

## WPD 501 2X25/2X16 1XGN/3XGY/1XBL

Weidmüller Interface GmbH & Co. KG  
Klingenbergstraße 26  
D-32758 Detmold  
Germany

www.weidmueller.com

## Technical data

### Approvals

Approvals



ROHS Conform

### Dimensions and weights

Depth	49.3 mm	Depth (inches)	1.9409 inch
Height	55.7 mm	Height (inches)	2.1929 inch
Width	88.8 mm	Width (inches)	3.4961 inch
Net weight	341.9 g		

### Temperatures

Storage temperature	-25 °C...55 °C	Ambient temperature	-50 °C...85 °C
Continuous operating temp., min.	-50 °C	Continuous operating temp., max.	130 °C

### Environmental Product Compliance

RoHS Compliance Status	Compliant with exemption
RoHS Exemption (if applicable/known)	6c
REACH SVHC	Lead 7439-92-1
SCIP	9b5f0838-1f0b-4c14-9fc7-3f5e6ee75be2

### Material data

Basic material	Wemid	Colour	Light Grey
UL 94 flammability rating	V-0		

### System specifications

Version	Screw connection	End cover plate required	No
Number of potentials	5	Number of levels	1
Number of clamping points per level	10	Number of potentials per tier	5
Levels cross-connected internally	No	PE connection	No
Mounting rail	TS 35	N-function	Yes
PE function	No	PEN function	No

### Additional technical data

With snap-in pegs	No	Open sides	closed
Snap-on	No	Installation advice	Terminal rail / mounting plate
Explosion-tested version	Yes	Type of mounting	Snap-on

### Conductors for clamping (additional connection)

Connection type, additional connection Screw connection

### Conductors for clamping (rated connection)

Wire connection cross section AWG, max.	AWG 4	Connection direction	on side
Type of connection 2	Screw connection	Type of connection	Screw connection

## WPD 501 2X25/2X16 1XGN/3XGY/1XBL

**Weidmüller Interface GmbH & Co. KG**  
 Klingenbergstraße 26  
 D-32758 Detmold  
 Germany

www.weidmueller.com

### Technical data

Number of connections	20	Clamping range, max.	35 mm <sup>2</sup>
Clamping range, min.	1.5 mm <sup>2</sup>	Wire connection cross section AWG, min.	AWG 16
Wire connection cross-section, finely stranded with wire-end ferrules DIN 46228/4, min.	1.5 mm <sup>2</sup>	Wire connection cross-section, finely stranded with wire-end ferrules DIN 46228/1, max.	16 mm <sup>2</sup>
Wire connection cross-section, finely stranded with wire-end ferrules DIN 46228/1, min.	1.5 mm <sup>2</sup>	Wire connection cross section, finely stranded, max.	0 mm <sup>2</sup>
Wire connection cross section, finely stranded, min.	1.5 mm <sup>2</sup>	Connection cross-section, stranded, max.	25 mm <sup>2</sup>
Connection cross-section, stranded, min.	1.5 mm <sup>2</sup>	Wire connection cross-section, solid core, max.	25 mm <sup>2</sup>
Wire connection cross-section, solid core, min.	1.5 mm <sup>2</sup>		

### General

Number of poles	5	Wire connection cross section AWG, max.	AWG 4
Installation advice	Terminal rail / mounting plate	Wire connection cross section AWG, min.	AWG 16
Standards	IEC 60947-7-1, IEC 61238-1, VDE 0603-2	Mounting rail	TS 35

### Rating data

Rated cross-section	25 mm <sup>2</sup>	Rated voltage	1000 V
Rated AC voltage	1000 V	Rated DC voltage	1000 V
Nominal current	152 A	Current at maximum wires	152 A
Standards	IEC 60947-7-1, IEC 61238-1, VDE 0603-2		

### Classifications

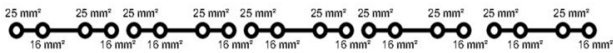
ETIM 8.0	EC000897	ETIM 9.0	EC000897
ETIM 10.0	EC000897	ECLASS 14.0	27-25-01-19
ECLASS 15.0	27-25-01-19		

## WPD 501 2X25/2X16 1XGN/3XGY/1XBL

**Weidmüller Interface GmbH & Co. KG**  
 Klingenbergstraße 26  
 D-32758 Detmold  
 Germany

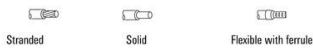
## Drawings

www.weidmueller.com



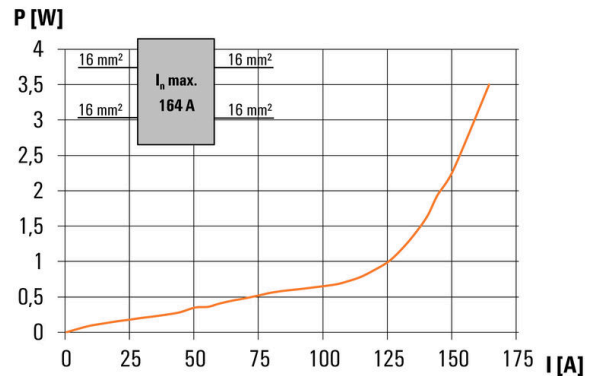
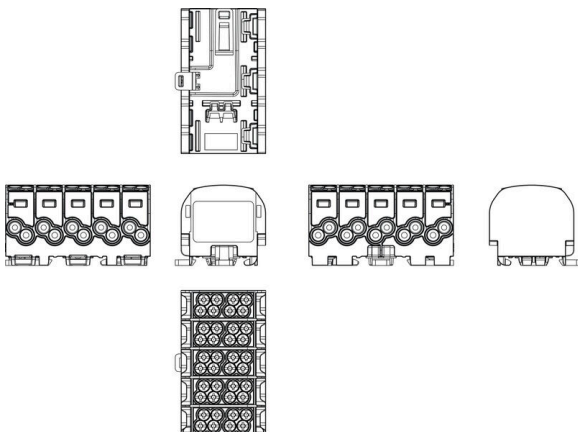
### Conductor connection data according to UL 1059 (Al+Cu)

Input (line)	Line		Load	
	Copper	Aluminum	Copper	Aluminum
AWG 4	22.1 Lb In	35 Lb In	22.1 Lb In	35 Lb In
AWG 6				
AWG 8				
AWG 10				
AWG 12				
AWG 14				
AWG 16	90 A	65 A	50 A	50 A
max. current	90 A	65 A	50 A	50 A
Voltage size B,C (UR)	600 V			



### CSA Rating data according to CSA 22.2 No. 158 ng data

Input (line)	Line		Load	
	Copper	Aluminum	Copper	Aluminum
AWG 4	2.5 Nm	4 Nm	2.1 Nm	4 Nm
AWG 6				
AWG 8				
AWG 10				
AWG 12				
AWG 14				
AWG 16	90 A	65 A	50 A	50 A
max. current	90 A	65 A	50 A	50 A
Voltage size B,C (UR)	600 V			



## WPD 501 2X25/2X16 1XGN/3XGY/1XBL

**Weidmüller Interface GmbH & Co. KG**  
Klingenbergstraße 26  
D-32758 Detmold  
Germany

www.weidmueller.com

## Accessories

### Crosshead screwdriver Pozidriv



Crosshead screwdriver, Pozidriv, SDK PZ DIN 5262, ISO 8764/2-PZ, output to ISO 8764/1-PZ, ChromTop tip, SoftFinish grip

#### General ordering data

Type	SDK PZ2	Version	
Order No.	<a href="#">9008540000</a>	Screwdriver, Screwdriver	
GTIN (EAN)	4032248056538		
Qty.	1 ST		

### V2



SlimFix X are halogen-free conductor and cable markers with a space-saving design. The markers can be fitted even after the conductor has been installed. SlimFix is an acknowledged and approved marker type in traffic engineering. The SF tool allows easy installation even in case of small markers.

- Halogen-free material
- Approved and accredited markers for traffic engineering applications, etc.
- Has to be fixed with cable ties if the conductor cross-section is larger than 16.0 mm<sup>2</sup>
- Markers in proven MultiCard format

For custom printing: Please send us a file of our labeling software M-Print PRO or M-Print PRO Online (without installation) for your labeling specifications.

#### General ordering data

Type	SFX 10/23 MC NE WS V2	Version	
Order No.	<a href="#">1852390000</a>	SlimFix X, Conductor and cable markers, 7 - 40 mm, 23 x 11 mm,	
GTIN (EAN)	4032248385362	white	
Qty.	160 ST		
Type	SFX 14/23 MC NE WS V2	Version	
Order No.	<a href="#">1852440000</a>	SlimFix X, Conductor and cable markers, 7 - 40 mm, 23 x 14 mm,	
GTIN (EAN)	4032248385416	white	
Qty.	160 ST		
Type	SFX 9/24 MC NE WS V2	Version	
Order No.	<a href="#">1852490000</a>	SlimFix X, Conductor and cable markers, 7 - 40 mm, 24 x 15 mm,	
GTIN (EAN)	4032248385461	white	
Qty.	160 ST		

## WPD 501 2X25/2X16 1XGN/3XGY/1XBL

**Weidmüller Interface GmbH & Co. KG**  
 Klingenbergstraße 26  
 D-32758 Detmold  
 Germany

www.weidmueller.com

## Accessories

### Blank



SlimFix X are halogen-free conductor and cable markers with a space-saving design. The markers can be fitted even after the conductor has been installed. SlimFix is an acknowledged and approved marker type in traffic engineering. The SF tool allows easy installation even in case of small markers.


- Halogen-free material
- Approved and accredited markers for traffic engineering applications, etc.
- Has to be fixed with cable ties if the conductor cross-section is larger than 16.0 mm<sup>2</sup>
- Markers in proven MultiCard format

For custom printing: Please send us a file of our labeling software M-Print PRO or M-Print PRO Online (without installation) for your labeling specifications.

### General ordering data

Type	SFX 9/24 S MC NE WS	Version	
Order No.	<a href="#">1323440000</a>		SlimFix X, Conductor and cable markers, 7 - 40 mm, 24 x 13.62 mm,
GTIN (EAN)	4050118125894		white
Qty.	120 ST		

### Marker holder



The marker holder offer the possibility of additional mounting of standard markers with a pitch of 5 or 5.1 mm. The angled holders can be optionally snapped together and could be mounted in all standard marking channels of the Klippon® Connect modular terminal blocks. Fitting marker types could be found under the respective accessories of the designation marking holder.

### General ordering data

Type	BZT 1 WS 10/5	Version	
Order No.	<a href="#">1805490000</a>		Accessories, Marker holder
GTIN (EAN)	4032248270231		
Qty.	100 ST		
Type	BZT 1 ZA WS 10/5	Version	
Order No.	<a href="#">1805520000</a>		Accessories, Marker holder
GTIN (EAN)	4032248270248		
Qty.	100 ST		