

**WPD 109 1X185/2X35+3X25+4X16 GY**

**Weidmüller Interface GmbH & Co. KG**  
Klingenbergstraße 26  
D-32758 Detmold  
Germany

[www.weidmueller.com](http://www.weidmueller.com)

**Product image**

Our WPD 1XX distribution blocks are used in all situations where power is supplied and distributed. Their user-friendly design creates a better overview and enables Rapid, efficient implementation of space-saving power distribution.

**General ordering data**

Version	Potential distributor terminal, Screw connection, Light Grey, 185 mm <sup>2</sup> , 490 A, 1000 V, Number of connections: 10, Number of levels: 1
Order No.	<a href="#">1562090000</a>
Type	WPD 109 1X185/2X35+3X25+4X16 GY
GTIN (EAN)	4050118384895
Qty.	1 items

WPD 109 1X185/2X35+3X25+4X16 GY

Weidmüller Interface GmbH & Co. KG  
Klingenbergstraße 26  
D-32758 Detmold  
Germany

www.weidmueller.com

Technical data

Approvals

Approvals



ROHS	Conform
UL File Number Search	<a href="#">UL Website</a>
Certificate No. (cURus)	E60693

Dimensions and weights

Depth	77 mm	Depth (inches)	3.0315 inch
Height	95 mm	Height (inches)	3.7401 inch
Width	51.1 mm	Width (inches)	2.0118 inch
Net weight	454 g		

Temperatures

Storage temperature	-25 °C...55 °C	Ambient temperature	-50 °C...85 °C
Continuous operating temp., min.	-50 °C	Continuous operating temp., max.	130 °C

Environmental Product Compliance

RoHS Compliance Status	Compliant with exemption
RoHS Exemption (if applicable/known)	6c
REACH SVHC	Lead 7439-92-1
SCIP	9b5f0838-1f0b-4c14-9fc7-3f5e6ee75be2

Material data

Basic material	Wemid	Colour	Light Grey
UL 94 flammability rating	V-0		

Rating data IECEx/ATEX

Certificate No. (ATEX)	CNEX16ATEX0005U	Certificate No. (IECEX)	IECEXCNEX16.0005U
Max. voltage (ATEX)	1100 V	Current (ATEX)	353 A
Wire cross section max. (ATEX)	185 mm <sup>2</sup>	Max. voltage (IECEX)	1100 V
Current (IECEX)	353 A		

System specifications

Version	Screw connection	End cover plate required	No
Number of potentials	1	Number of levels	1
Number of clamping points per level	2	Number of potentials per tier	1
Levels cross-connected internally	Yes	PE connection	No
Mounting rail	Mounting plate, TS 35	N-function	Yes
PE function	No	PEN function	No

**WPD 109 1X185/2X35+3X25+4X16 GY**

**Weidmüller Interface GmbH & Co. KG**  
 Klingenbergstraße 26  
 D-32758 Detmold  
 Germany

www.weidmueller.com

**Technical data**
**Additional technical data**

Open sides	closed	Installation advice	Terminal rail / mounting plate
Explosion-tested version	Yes	Type of mounting	Snap-on

**CSA rating data**

Certificate number (cCSAus)	70128467
-----------------------------	----------

**Conductors for clamping (additional connection)**

Connection type, additional connection	Screw connection
--	------------------

**Conductors for clamping (rated connection)**

Wire connection cross section AWG, max.	kcmil 300	
Connection direction	on side	
Type of connection 2	Screw connection	
Type of connection	Screw connection	
Number of connections	10	
Clamping range, max.	185 mm <sup>2</sup>	
Clamping range, min.	1.5 mm <sup>2</sup>	
Wire connection cross section AWG, min.	AWG 16	
Wire connection cross-section, finely stranded with wire-end ferrules DIN 46228/4, min.	1.5 mm <sup>2</sup>	
Wire connection cross-section, finely stranded with wire-end ferrules DIN 46228/1, max.	150 mm <sup>2</sup>	
Wire connection cross-section, finely stranded with wire-end ferrules DIN 46228/1, min.	1.5 mm <sup>2</sup>	
Wire connection cross section, finely stranded, max.	0 mm <sup>2</sup>	
Wire connection cross section, finely stranded, min.	1.5 mm <sup>2</sup>	
Connection cross-section, stranded, max.	185 mm <sup>2</sup>	
Connection cross-section, stranded, min.	1.5 mm <sup>2</sup>	
Wire connection cross-section, solid core, max.	185 mm <sup>2</sup>	
Wire connection cross-section, solid core, min.	1.5 mm <sup>2</sup>	
Clampable conductor	Connection specification	Screw connection

**General**

Number of poles	1	Wire connection cross section AWG, max.	kcmil 300
Installation advice	Terminal rail / mounting plate	Wire connection cross section AWG, min.	AWG 16
Standards	IEC 60947-7-1, UL 1059	Mounting rail	Mounting plate, TS 35

**Rating data**

Rated cross-section	185 mm <sup>2</sup>	Rated voltage	1000 V
Rated AC voltage	1000 V	Rated DC voltage	1500 V

## WPD 109 1X185/2X35+3X25+4X16 GY

**Weidmüller Interface GmbH & Co. KG**  
 Klingenbergstraße 26  
 D-32758 Detmold  
 Germany

[www.weidmueller.com](http://www.weidmueller.com)

## Technical data

Nominal current	490 A	Current at maximum wires	490 A
Standards	IEC 60947-7-1, UL 1059	Power loss in accordance with IEC 60947-7-x	12.50 W

### UL rating data

Certificate No. (cURus)	E60693
-------------------------	--------

### Important note

Product information	The socket complies with flammability class V-2 according to UL94.
---------------------	--

### Classifications

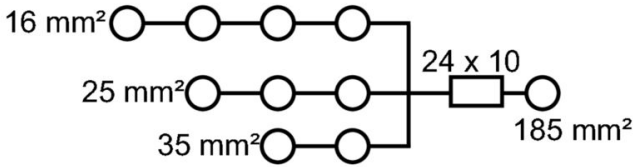
ETIM 8.0	EC000897	ETIM 9.0	EC000897
ETIM 10.0	EC000897	ECLASS 14.0	27-25-01-19
ECLASS 15.0	27-25-01-19		

## WPD 109 1X185/2X35+3X25+4X16 GY

**Weidmüller Interface GmbH & Co. KG**  
 Klingenbergstraße 26  
 D-32758 Detmold  
 Germany

www.weidmueller.com

# Drawings



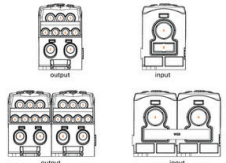
Conductor connection data according to IEC 60947-7-1 (Co)

Input	connection point A			CP** B	
	Copper	Aluminium*	Aluminium*	Copper	Aluminium*
185 mm²	19 Nm	19 Nm	22,6 Nm		
150 mm²			22,6 Nm		
125 mm²			22,6 Nm		
90 mm²			22,6 Nm		
70 mm²			22,6 Nm		
50 mm²			22,6 Nm		
Flat band 24x10mm			3 Nm		
Stripping length	27 mm		22 mm		
Allen screw	M16		M6		

Output	connection point 1 / 2 / 3		connection point 4 / 5 / 6 / 7		connection point 8 / 9	
	Copper	Aluminium*	Copper	Aluminium*	Copper	Aluminium*
35 mm²						
25 mm²			5,1 Nm	5,1 Nm		
18 mm²			5,1 Nm	5,1 Nm		
16 mm²			5,1 Nm	5,1 Nm		
8 mm²	2 Nm		2 Nm	2 Nm	2,5 Nm	
4 mm²			2 Nm	2 Nm	2,5 Nm	
2,5 mm²					2,5 Nm	
1,5 mm²					2,5 Nm	
Stripping length	12 mm		12 mm		19 mm	
Allen screw	M6		M6		M6	

\* Values according to UL 1959 \*\* CP: connection point



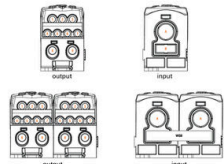
Conductor connection data according to UL 1059 (Al+Cu)

Input (line)	connection point A			CP** B	
	Copper	Aluminium*	Aluminium*	Copper	Aluminium*
kcmil 350					
kcmil 300					
kcmil 250	249,6 lb in.	249,6 lb in.	388,3 lb in.		
AWG 4/0			388,3 lb in.		
AWG 3/0			388,3 lb in.		
AWG 2/0			388,3 lb in.		
AWG 1/0			388,3 lb in.		
Flat band 24x10 mm			117 lb in.		
max. current	310 A	285 A	250 A	230 A	250 A
Voltage size B.C. (UR)	600 V				

Output	connection point 1 / 2 / 3		connection point 4 / 5 / 6 / 7		connection point 8 / 9	
	Copper	Aluminium*	Copper	Aluminium*	Copper	Aluminium*
AWG 2						
AWG 4			45,1 lb in.	45,1 lb in.		
AWG 6			45,1 lb in.	45,1 lb in.		
AWG 8			45,1 lb in.	45,1 lb in.		
AWG 10	22,6 lb in.		22,6 lb in.	22,6 lb in.	53,1 lb in.	
AWG 12			22,6 lb in.	22,6 lb in.	53,1 lb in.	
AWG 14					53,1 lb in.	
AWG 16					53,1 lb in.	
max. current	65 A	65 A	65 A	50 A	65 A	65 A
Voltage size B.C. (UR)	600 V					

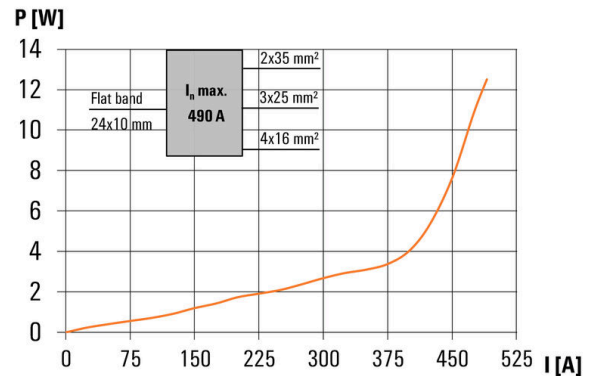
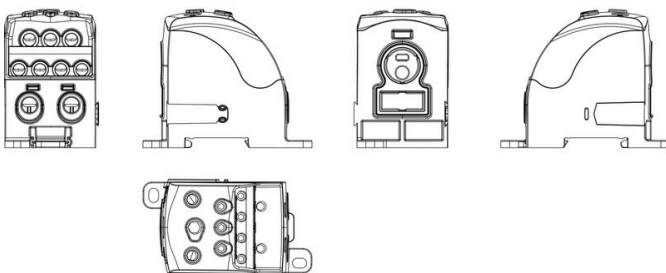
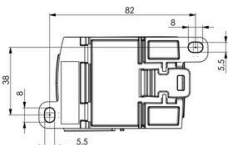
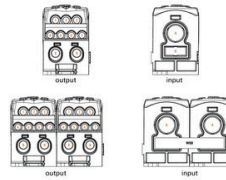
\* Values according to UL 1959 \*\* CP: connection point



CSA rating data according to CSA 22.2 No. 150

Certificate No. (CSA)	Input		Output	
	CP** A	CP** 1/2/3	CP** 4/5/6/7	CP** B
kcmil 250				
kcmil 200				
AWG 2/0	19 Nm			
AWG 2				
AWG 4				
AWG 6				
AWG 8				
AWG 10				
AWG 12				
AWG 14				
AWG 16				
max. current	255 A	65 A	65 A	115 A
Voltage size C (CSA)	600 V			

\* Values according to UL 1959 \*\* CP: connection point



## WPD 109 1X185/2X35+3X25+4X16 GY

**Weidmüller Interface GmbH & Co. KG**  
Klingenbergstraße 26  
D-32758 Detmold  
Germany

[www.weidmueller.com](http://www.weidmueller.com)

## Accessories

### Socket wrench sets



Allen key made from fully hardened, high-alloy chromium-vanadium-steel, acc. to DIN ISO 2936 L (DIN 911), high-quality refined surface.

### General ordering data

Type	SKS 2,0-8,0 MR	Version	
Order No.	<a href="#">9008870000</a>	socket wrenches	
GTIN (EAN)	4032248266623		
Qty.	1 ST		

### Slotted screwdriver



Slotted screwdriver with rounded blade SD DIN 5265, ISO 2380/2, output to DIN 5264, ISO 2380/1. ChromTop tip, SoftFinish grip

### General ordering data

Type	SDS 0.6X3.5X100	Version	
Order No.	<a href="#">9008330000</a>	Screwdriver, Screwdriver	
GTIN (EAN)	4032248056286		
Qty.	1 ST		

### Cross-connections



The distribution or multiplication of a potential to adjoining terminal blocks is realized via a cross-connection. Additional wiring effort can be easily avoided. Even if the poles are broken out, contact reliability in the terminal blocks is still ensured. Our portfolio offers pluggable and screwable cross-connection systems for modular terminal blocks.

### General ordering data

Type	WQB WPD X08-09/2	Version	
Order No.	<a href="#">1561900000</a>	Cross-connector (terminal), Plugged, grey, 353 A, Number of poles: 2,	
GTIN (EAN)	4050118367096	Pitch in mm (P): 51.10, Insulated: Yes, Width: 74.6 mm	
Qty.	3 ST		