

WPD 101 2X25/2X16 BL**Weidmüller Interface GmbH & Co. KG**

Klingenbergstraße 26

D-32758 Detmold

Germany

www.weidmueller.com**Product image****Building installation wiring**

For building installations, we offer a complete system that revolves around the 10×3 copper rail and comprises perfectly coordinated components: from installation terminal blocks, neutral conductor terminal blocks and distribution terminal blocks to comprehensive accessories such as busbars and busbar holders.

General ordering data

Version	Potential distributor terminal, Screw connection, blue, 25 mm², 152 A, 1000 V, Number of connections: 4, Number of levels: 1
Order No.	1560670000
Type	WPD 101 2X25/2X16 BL
GTIN (EAN)	4050118365733
Qty.	5 items

WPD 101 2X25/2X16 BL

Weidmüller Interface GmbH & Co. KG

Klingenbergstraße 26

D-32758 Detmold

Germany

www.weidmueller.com

Technical data

Approvals

Approvals



ROHS Conform

UL File Number Search [UL Website](#)

Certificate No. (cURus) E60693

Dimensions and weights

Depth	49.3 mm	Depth (inches)	1.9409 inch
Height	55.7 mm	Height (inches)	2.1929 inch
Width	24.9 mm	Width (inches)	0.9803 inch
Net weight	68 g		

Temperatures

Storage temperature	-25 °C...55 °C	Ambient temperature	-5 °C...40 °C
Continuous operating temp., min.	-50 °C	Continuous operating temp., max.	130 °C

Environmental Product Compliance

RoHS Compliance Status	Compliant with exemption
RoHS Exemption (if applicable/known)	6c
REACH SVHC	Lead 7439-92-1
SCIP	9b5f0838-1f0b-4c14-9fc7-3f5e6ee75be2

Material data

Basic material	Wemid	Colour	blue
UL 94 flammability rating	V-0		

System specifications

Version	Screw connection	End cover plate required	No
Number of potentials	1	Number of levels	1
Number of clamping points per level	2	Number of potentials per tier	1
Levels cross-connected internally	Yes	PE connection	No
Mounting rail	TS 35	N-function	Yes
PE function	No	PEN function	No

Additional technical data

With snap-in pegs	Yes	Open sides	closed
Snap-on	Yes	Installation advice	Terminal rail / mounting plate
Explosion-tested version	Yes	Type of mounting	Snap-on

Conductors for clamping (additional connection)

Connection type, additional connection Screw connection

WPD 101 2X25/2X16 BL

Weidmüller Interface GmbH & Co. KG
Klingenbergstraße 26
D-32758 Detmold
Germany

www.weidmueller.com

Technical data

Conductors for clamping (rated connection)

Wire connection cross section AWG, max.	AWG 4	Connection direction	on side
Type of connection 2	Screw connection	Type of connection	Screw connection
Number of connections	4	Clamping range, max.	25 mm ²
Clamping range, min.	1.5 mm ²	Wire connection cross section AWG, min.	AWG 16
Wire connection cross-section, finely stranded with wire-end ferrules DIN 46228/4, min.	1.5 mm ²	Wire connection cross-section, finely stranded with wire-end ferrules DIN 46228/1, max.	16 mm ²
Wire connection cross-section, finely stranded with wire-end ferrules DIN 46228/1, min.	1.5 mm ²	Wire connection cross section, finely stranded, max.	0 mm ²
Wire connection cross section, finely stranded, min.	1.5 mm ²	Connection cross-section, stranded, max.	25 mm ²
Connection cross-section, stranded, min.	1.5 mm ²	Wire connection cross-section, solid core, max.	25 mm ²
Wire connection cross-section, solid core, min.	1.5 mm ²		

General

Number of poles	1	Wire connection cross section AWG, max.	AWG 4
Installation advice	Terminal rail / mounting plate	Wire connection cross section AWG, min.	AWG 16
Standards	IEC 60947-7-1, IEC 61238-1, VDE 0603-2	Mounting rail	TS 35

Rating data

Rated cross-section	25 mm ²	Rated voltage	1000 V
Rated AC voltage	1000 V	Rated DC voltage	1000 V
Nominal current	152 A	Current at maximum wires	152 A
Standards	IEC 60947-7-1, IEC 61238-1, VDE 0603-2	Power loss in accordance with IEC 60947-7-x	2.30 W

UL rating data

Certificate No. (cURus)	E60693
-------------------------	--------


Classifications

ETIM 6.0	EC000897	ETIM 7.0	EC000897
ETIM 8.0	EC000897	ETIM 9.0	EC000897
ETIM 10.0	EC000897	ECLASS 9.0	27-14-11-20
ECLASS 9.1	27-14-11-20	ECLASS 10.0	27-14-11-20
ECLASS 11.0	27-14-11-20	ECLASS 12.0	27-14-11-20
ECLASS 13.0	27-25-01-19	ECLASS 14.0	27-25-01-19
ECLASS 15.0	27-25-01-19		

WPD 101 2X25/2X16 BL

Weidmüller Interface GmbH & Co. KG
 Klingenbergstraße 26
 D-32758 Detmold
 Germany

www.weidmueller.com

Drawings


Conductor connection data according to VDE 0100-2 (G), IEC 60947-2 (G), IEC 61238-1 Class A (G+M)

Conductor (mm²)	Stranded	Aluminum	Stranded	Aluminum
25 mm²	1.25	1.25	1.25	1.25
35 mm²	1.25	1.25	1.25	1.25
50 mm²	1.25	1.25	1.25	1.25
70 mm²	1.25	1.25	1.25	1.25
95 mm²	1.25	1.25	1.25	1.25
120 mm²	1.25	1.25	1.25	1.25
150 mm²	1.25	1.25	1.25	1.25
185 mm²	1.25	1.25	1.25	1.25
240 mm²	1.25	1.25	1.25	1.25
300 mm²	1.25	1.25	1.25	1.25
350 mm²	1.25	1.25	1.25	1.25
400 mm²	1.25	1.25	1.25	1.25
500 mm²	1.25	1.25	1.25	1.25
630 mm²	1.25	1.25	1.25	1.25
800 mm²	1.25	1.25	1.25	1.25
1000 mm²	1.25	1.25	1.25	1.25

Legend:
 1.25: 1.25 mm²
 1.25: 1.25 mm²
 1.25: 1.25 mm²
 1.25: 1.25 mm²

Conductor connection data according to UL 1059 (Al+Cu)

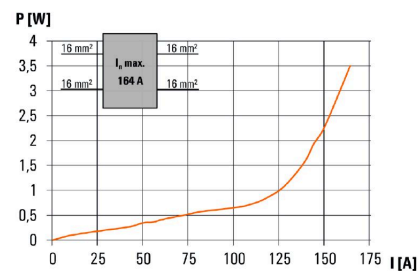
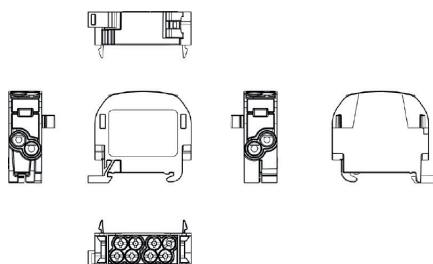
Conductor (mm²)	Copper	Aluminum	Copper	Aluminum
25 mm²	1.25	1.25	1.25	1.25
35 mm²	1.25	1.25	1.25	1.25
50 mm²	1.25	1.25	1.25	1.25
70 mm²	1.25	1.25	1.25	1.25
95 mm²	1.25	1.25	1.25	1.25
120 mm²	1.25	1.25	1.25	1.25
150 mm²	1.25	1.25	1.25	1.25
185 mm²	1.25	1.25	1.25	1.25
240 mm²	1.25	1.25	1.25	1.25
300 mm²	1.25	1.25	1.25	1.25
350 mm²	1.25	1.25	1.25	1.25
400 mm²	1.25	1.25	1.25	1.25
500 mm²	1.25	1.25	1.25	1.25
630 mm²	1.25	1.25	1.25	1.25
800 mm²	1.25	1.25	1.25	1.25
1000 mm²	1.25	1.25	1.25	1.25

Legend:
 1.25: 1.25 mm²
 1.25: 1.25 mm²
 1.25: 1.25 mm²
 1.25: 1.25 mm²

CSA Rating data according to CSA 22.2 No. 158 ng data

Conductor (mm²)	Copper	Aluminum	Copper	Aluminum
25 mm²	1.25	1.25	1.25	1.25
35 mm²	1.25	1.25	1.25	1.25
50 mm²	1.25	1.25	1.25	1.25
70 mm²	1.25	1.25	1.25	1.25
95 mm²	1.25	1.25	1.25	1.25
120 mm²	1.25	1.25	1.25	1.25
150 mm²	1.25	1.25	1.25	1.25
185 mm²	1.25	1.25	1.25	1.25
240 mm²	1.25	1.25	1.25	1.25
300 mm²	1.25	1.25	1.25	1.25
350 mm²	1.25	1.25	1.25	1.25
400 mm²	1.25	1.25	1.25	1.25
500 mm²	1.25	1.25	1.25	1.25
630 mm²	1.25	1.25	1.25	1.25
800 mm²	1.25	1.25	1.25	1.25
1000 mm²	1.25	1.25	1.25	1.25

Legend:
 1.25: 1.25 mm²
 1.25: 1.25 mm²
 1.25: 1.25 mm²
 1.25: 1.25 mm²



WPD 101 2X25/2X16 BL

Weidmüller Interface GmbH & Co. KG
 Klingenbergstraße 26
 D-32758 Detmold
 Germany

www.weidmueller.com

Accessories

Crosshead screwdriver Pozidriv

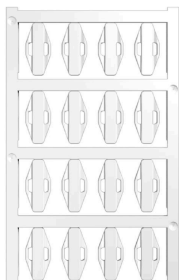


Crosshead screwdriver, Pozidriv, SDK PZ DIN 5262, ISO 8764/2-PZ, output to ISO 8764/1-PZ, ChromTop tip, SoftFinish grip

General ordering data

Type	SDK PZ2	Version
Order No.	9008540000	Screwdriver, Screwdriver
GTIN (EAN)	4032248056538	
Qty.	1 ST	

V2



SlimFix X are halogen-free conductor and cable markers with a space-saving design. The markers can be fitted even after the conductor has been installed. SlimFix is an acknowledged and approved marker type in traffic engineering. The SF tool allows easy installation even in case of small markers.

- Halogen-free material
- Approved and accredited markers for traffic engineering applications, etc.
- Has to be fixed with cable ties if the conductor cross-section is larger than 16.0 mm²
- Markers in proven MultiCard format

For custom printing: Please send us a file of our labeling software M-Print PRO or M-Print PRO Online (without installation) for your labeling specifications.

General ordering data

Type	SFX 10/23 MC NE WS V2	Version
Order No.	1852390000	SlimFix X, Conductor and cable markers, 7 - 40 mm, 23 x 11 mm,
GTIN (EAN)	4032248385362	white
Qty.	160 ST	
Type	SFX 14/23 MC NE WS V2	Version
Order No.	1852440000	SlimFix X, Conductor and cable markers, 7 - 40 mm, 23 x 14 mm,
GTIN (EAN)	4032248385416	white
Qty.	160 ST	
Type	SFX 9/24 MC NE WS V2	Version
Order No.	1852490000	SlimFix X, Conductor and cable markers, 7 - 40 mm, 24 x 15 mm,
GTIN (EAN)	4032248385461	white
Qty.	160 ST	

WPD 101 2X25/2X16 BL

Weidmüller Interface GmbH & Co. KG

Klingenbergstraße 26

D-32758 Detmold

Germany

www.weidmueller.com

Accessories

Blank



SlimFix X are halogen-free conductor and cable markers with a space-saving design. The markers can be fitted even after the conductor has been installed. SlimFix is an acknowledged and approved marker type in traffic engineering. The SF tool allows easy installation even in case of small markers.


- Halogen-free material
- Approved and accredited markers for traffic engineering applications, etc.
- Has to be fixed with cable ties if the conductor cross-section is larger than 16.0 mm²
- Markers in proven MultiCard format

For custom printing: Please send us a file of our labeling software M-Print PRO or M-Print PRO Online (without installation) for your labeling specifications.

General ordering data

Type	SFX 9/24 S MC NE WS	Version
Order No.	1323440000	SlimFix X, Conductor and cable markers, 7 - 40 mm, 24 x 13.62 mm,
GTIN (EAN)	4050118125894	white
Qty.	120 ST	

Marker holder



The marker holder offer the possibility of additional mounting of standard markers with a pitch of 5 or 5.1 mm. The angled holders can be optionally snapped together and could be mounted in all standard marking channels of the Klippon® Connect modular terminal blocks. Fitting marker types could be found under the respective accessories of the designation marking holder.

General ordering data

Type	BZT 1 WS 10/5	Version
Order No.	1805490000	Accessories, Marker holder
GTIN (EAN)	4032248270231	
Qty.	100 ST	
Type	BZT 1 ZA WS 10/5	Version
Order No.	1805520000	Accessories, Marker holder
GTIN (EAN)	4032248270248	
Qty.	100 ST	