

USB3.0A R1V 3.0N2 TY BL

Weidmüller Interface GmbH & Co. KG

Klingenbergstraße 26
D-32758 Detmold
Germany

www.weidmueller.com



USB as a reliable data interface for your device in industrial use. Due to the many advantages, USB sockets are always used most in the electrical industry.

The extensive portfolio of USB-A, -B - C and -Micro components enables future-proof device design with speeds of up to 10 Gbit/s. Our USB PCB sockets support the robust standards USB 2.0, 3.0 and 3.1 for fast and easy data transfer.

The individual connectors meet the requirements for high durability and offer reliable connectivity.

- Up to 10.000 plugging cycles
- THT, THR or SMD soldering processes
- Available in design types 180° (vertical/upright) or 90° (horizontal/flat-lying)
- Packed either in a tray (TY) or on a roll (tape-on-reel, RL)
- Reinforced gold layer for improved corrosion protection
- USB 3.1 sockets support data rates of 10 Gbit/s for fast data transfer
- USB-C sockets enable error-free plugging due to a symmetrical design
- Robust plug & play operation - connect and disconnect without shutting down or restarting the system

General ordering data

Version	OMNIMATE Data - USB jack, PCB plug-in connector, USB 3.0, Type A, 5 Gbps, THT/THR solder connection, 180°, Plugging cycles: ≥ 1500, Number of poles: 8, LCP, Gold over nickel, Tray (manual assembly)
Order No.	1549730000
Type	USB3.0A R1V 3.0N2 TY BL
GTIN (EAN)	4050118356083
Qty.	500 items
Packaging	Tray (manual assembly)

USB3.0A R1V 3.0N2 TY BL

Weidmüller Interface GmbH & Co. KG
Klingenbergstraße 26
D-32758 Detmold
Germany

www.weidmueller.com

Technical data

Approvals

ROHS	Conform
------	---------

Dimensions and weights

Depth	7.1 mm	Depth (inches)	0.2795 inch
Height	18.9 mm	Height (inches)	0.7441 inch
Height of lowest version	14.95 mm	Width	14.65 mm
Width (inches)	0.5768 inch	Net weight	0.41 g

Environmental Product Compliance

RoHS Compliance Status	Compliant
REACH SVHC	No SVHC above 0.1 wt%

System specifications

Number of poles	8	LED	No
Solder pin length (l)	3 mm	Mounting onto the PCB	THT/THR solder connection
Pitch in inches (P)	0.079 "	Shielding material	Brass
Shielding	Yes	Side termination, characteristic	Solder flange
Transmission rate	5 Gbps	Number of solder pins per pole	1
Type of connection	Solder connection	Solder eyelet hole diameter (D)	0.7 mm
Product family	OMNIMATE Data - USB jack	Pitch in mm (P)	2.00 mm
Protection degree	IP20	Plugging cycles	≥ 1500
Wiring	Type A, USB 3.0	Outgoing elbow	180°
Shield surface	nickel-plated	Shield tabs	none
Performance-Category	5 Gbps	Soldering process	Reflow soldering, Manual soldering, Wave soldering
Solder pin dimensions	Octagonal	Tolerance of solder pin position	± 0.1 mm

Electrical properties

Dielectric strength, contact / contact	100 V AC	Insulation resistance	≥ 1000 MΩ
Nominal voltage	30 V	Rated current	1.5 A

Material data

Insulating material	LCP	Colour	blue
Colour chart (similar)	RAL 5012	Insulating material group	II
Comparative Tracking Index (CTI)	≥ 500	Insulation resistance	≥ 1000 MΩ
Moisture Level (MSL)	1	UL 94 flammability rating	V-0
Contact base material	Phosphorus bronze	Contact material	Cu-alloy
Contact surface	Gold over nickel	Layer structure of plug contact	30...80 μ" Ni / ≥ 30 μ" Au
Storage temperature, min.	-40 °C	Storage temperature, max.	85 °C
Operating temperature, min.	-40 °C	Operating temperature, max.	85 °C

Packing

Packaging	Tray (manual assembly)	VPE length	257.00 mm
VPE width	222.00 mm	VPE height	10.00 mm

USB3.0A R1V 3.0N2 TY BL

Weidmüller Interface GmbH & Co. KG
Klingenbergstraße 26
D-32758 Detmold
Germany

www.weidmueller.com

Technical data

Important note

Notes

Classifications

ETIM 8.0	EC002637	ETIM 9.0	EC002637
ETIM 10.0	EC002637	ECLASS 14.0	27-46-02-01
ECLASS 15.0	27-46-02-01		

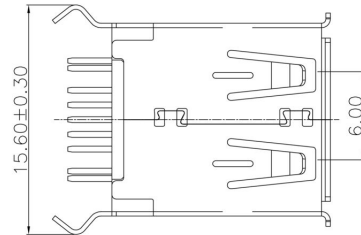
USB3.0A R1V 3.0N2 TY BL

Weidmüller Interface GmbH & Co. KG
Klingenbergstraße 26
D-32758 Detmold
Germany

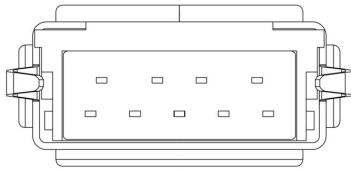
www.weidmueller.com

Drawings

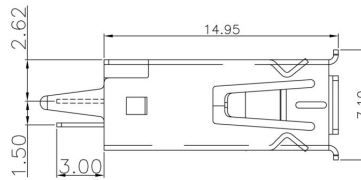
Dimensioned drawing



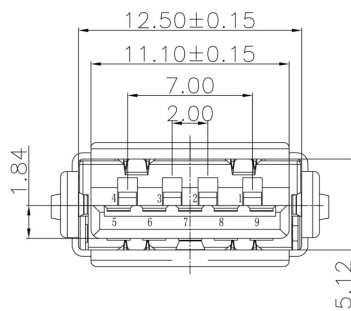
Dimensioned drawing



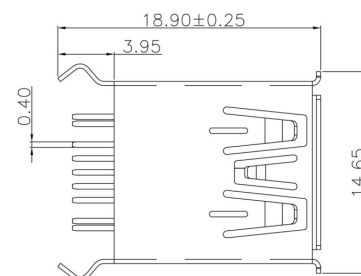
Dimensioned drawing



Dimensioned drawing



Dimensioned drawing



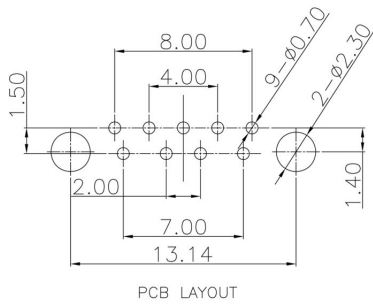
USB3.0A R1V 3.0N2 TY BL

Weidmüller Interface GmbH & Co. KG
 Klingenbergstraße 26
 D-32758 Detmold
 Germany

www.weidmueller.com

Drawings

PCB design



Legend

USB	3.0A	R	1	V	3.0	N	4	TY	BL	USB3.0A R1V 3.0N4 TY BL
Colour / Special Option										
BL blue (plastic)										
BK black (plastic)										
WH white (plastic)										
SO customized product										
Packaging										
TY Tray in box (manual assembly)										
RL Tape on Reel (automated assembly)										
TU Tube										
Contact surface thickness										
4 1 = 3µ", 2 = 6µ", 3 = 15µ", 4 = 30µ", 5 = 50µ"										
Solder Pin length										
N no use										
3.2 3.2 mm										
1.6 1.6 mm										
D SMD										
Direction										
H Horizontal (90°, side entry)										
U Horizontal, Upright 90°										
V Vertical (180°, top entry)										
Number of Ports										
1 1 Port										
21; 41; ... multi ports about each other, Multilevel										
Assembly on PCB										
R Through Hole Reflow - THR										
Soldering process: Wave or Reflow soldering										
S Surface Mount Technology - SMT										
Soldering process: Reflow soldering										
T Through Hole Technology - THT										
Soldering process: Wave										
Type / Performance										
2.0A USB 2.0 Type A										
3.0A USB 3.0 Type A										