


**BVZ 7.62HP/04/180MF3 SN BK BX**

**Weidmüller Interface GmbH & Co. KG**  
 Klingenbergstraße 26  
 D-32758 Detmold  
 Germany

www.weidmueller.com

**Product image**


High-performance female header with the proven, 100% maintenance-free Weidmüller steel clamping yoke. Side-by-side mounting without sacrificing any poles or with patented multifunction flange for secure, fast fixing without tools. Maximum operating reliability thanks to a mating profile that prevents incorrect connection, unique coding diversity, protection against faulty wiring, 4-point contact. Suitable for labelling.

**General ordering data**

|              |                                                                                                                                                  |
|--------------|--------------------------------------------------------------------------------------------------------------------------------------------------|
| Version      | PCB plug-in connector, female plug, 7.62 mm, Number of poles: 4, 180°, Clamping yoke connection, Clamping range, max. : 10 mm <sup>2</sup> , Box |
| Order No.    | <a href="#">1543010000</a>                                                                                                                       |
| Type         | BVZ 7.62HP/04/180MF3 SN BK BX                                                                                                                    |
| GTIN (EAN)   | 4050118347906                                                                                                                                    |
| Qty.         | 32 items                                                                                                                                         |
| Product data | IEC: 1000 V / 57 A / 0.2 - 10 mm <sup>2</sup><br>UL: 600 V / 40.5 A                                                                              |
| Packaging    | Box                                                                                                                                              |

## BVZ 7.62HP/04/180MF3 SN BK BX

Weidmüller Interface GmbH & Co. KG  
Klingenbergstraße 26  
D-32758 Detmold  
Germany

www.weidmueller.com

## Technical data

## Approvals

Approvals



|                         |                            |
|-------------------------|----------------------------|
| ROHS                    | Conform                    |
| UL File Number Search   | <a href="#">UL Website</a> |
| Certificate No. (cURus) | E60693                     |

## Dimensions and weights

|            |         |                 |             |
|------------|---------|-----------------|-------------|
| Depth      | 43.2 mm | Depth (inches)  | 1.7008 inch |
| Height     | 23.1 mm | Height (inches) | 0.9094 inch |
| Width      | 38.1 mm | Width (inches)  | 1.5 inch    |
| Net weight | 23.24 g |                 |             |

## Environmental Product Compliance

|                        |                             |
|------------------------|-----------------------------|
| RoHS Compliance Status | Compliant without exemption |
| REACH SVHC             | No SVHC above 0.1 wt%       |

## System Parameters

|                                            |                                         |                            |                   |
|--------------------------------------------|-----------------------------------------|----------------------------|-------------------|
| Product family                             | OMNIMATE Power - series<br>BV/SV 7.62HP | Type of connection         | Field connection  |
| Wire connection method                     | Clamping yoke connection                | Pitch in mm (P)            | 7.62 mm           |
| Pitch in inches (P)                        | 0.300 "                                 | Conductor outlet direction | 180°              |
| Number of poles                            | 4                                       | Number of rows             | 1                 |
| Pin series quantity                        | 1                                       | Rated cross-section        | 6 mm <sup>2</sup> |
| Touch-safe protection acc. to DIN VDE 0470 | IP 20                                   | Protection degree          | IP20              |
| Tightening torque, min.                    | 0.5 Nm                                  | Tightening torque, max.    | 0.6 Nm            |
| Clamping screw                             | M 3                                     | Screwdriver blade          | 0.6 x 3.5         |
| Plugging cycles                            | 25                                      | Plugging force/pole, max.  | 16.5 N            |
| Pulling force/pole, max.                   | 11 N                                    |                            |                   |

## Material data

|                                       |          |                                       |                    |
|---------------------------------------|----------|---------------------------------------|--------------------|
| Insulating material                   | PA GF    | Colour                                | black              |
| Colour chart (similar)                | RAL 9011 | Insulating material group             | II                 |
| Comparative Tracking Index (CTI)      | ≥ 500    | Moisture Level (MSL)                  |                    |
| UL 94 flammability rating             | V-0      | Contact material                      | Copper alloy       |
| Contact surface                       | tinned   | Layer structure of plug contact       | 6...8 µm Sn glossy |
| Storage temperature, min.             | -40 °C   | Storage temperature, max.             | 70 °C              |
| Operating temperature, min.           | -50 °C   | Operating temperature, max.           | 125 °C             |
| Temperature range, installation, min. | -25 °C   | Temperature range, installation, max. | 100 °C             |

## Conductors suitable for connection

|                                         |                     |
|-----------------------------------------|---------------------|
| Clamping range, min.                    | 0.2 mm <sup>2</sup> |
| Clamping range, max.                    | 10 mm <sup>2</sup>  |
| Wire connection cross section AWG, min. | AWG 24              |
| Wire connection cross section AWG, max. | AWG 8               |
| Solid, min. H05(07) V-U                 | 0.2 mm <sup>2</sup> |
| Solid, max. H05(07) V-U                 | 6 mm <sup>2</sup>   |
| Flexible, min. H05(07) V-K              | 0.2 mm <sup>2</sup> |

**BVZ 7.62HP/04/180MF3 SN BK BX**

**Weidmüller Interface GmbH & Co. KG**  
 Klingenbergstraße 26  
 D-32758 Detmold  
 Germany

www.weidmueller.com

**Technical data**

|                                                                     |                     |
|---------------------------------------------------------------------|---------------------|
| Flexible, max. H05(07) V-K                                          | 10 mm <sup>2</sup>  |
| w. plastic collar ferrule, DIN 46228 pt 4, 0.2 mm <sup>2</sup> min. |                     |
| w. plastic collar ferrule, DIN 46228 pt 4, 6 mm <sup>2</sup> max.   |                     |
| w. wire end ferrule, DIN 46228 pt 1, min.                           | 0.5 mm <sup>2</sup> |
| w. wire end ferrule, DIN 46228 pt 1, max.                           | 6 mm <sup>2</sup>   |

|                                        |                                        |                              |                             |
|----------------------------------------|----------------------------------------|------------------------------|-----------------------------|
| Clampable conductor                    | Cross-section for conductor connection | Type                         | fine-wired                  |
|                                        |                                        | nominal                      | 0.5 mm <sup>2</sup>         |
| wire end ferrule                       |                                        | Stripping length             | nominal 14 mm               |
|                                        |                                        | Recommended wire-end ferrule | <a href="#">H0.5/18 OR</a>  |
|                                        |                                        |                              |                             |
| Cross-section for conductor connection | Type                                   | fine-wired                   |                             |
|                                        | nominal                                | 1 mm <sup>2</sup>            |                             |
| wire end ferrule                       |                                        | Stripping length             | nominal 15 mm               |
|                                        |                                        | Recommended wire-end ferrule | <a href="#">H1.0/18 GE</a>  |
|                                        |                                        |                              |                             |
| Cross-section for conductor connection | Type                                   | fine-wired                   |                             |
|                                        | nominal                                | 1.5 mm <sup>2</sup>          |                             |
| wire end ferrule                       |                                        | Stripping length             | nominal 15 mm               |
|                                        |                                        | Recommended wire-end ferrule | <a href="#">H1.5/18D SW</a> |
|                                        |                                        | Stripping length             | nominal 12 mm               |
|                                        |                                        | Recommended wire-end ferrule | <a href="#">H1.5/12</a>     |
| Cross-section for conductor connection | Type                                   | fine-wired                   |                             |
|                                        | nominal                                | 0.75 mm <sup>2</sup>         |                             |
| wire end ferrule                       |                                        | Stripping length             | nominal 14 mm               |
|                                        |                                        | Recommended wire-end ferrule | <a href="#">H0.75/18 W</a>  |
|                                        |                                        |                              |                             |
| Cross-section for conductor connection | Type                                   | fine-wired                   |                             |
|                                        | nominal                                | 2.5 mm <sup>2</sup>          |                             |
| wire end ferrule                       |                                        | Stripping length             | nominal 14 mm               |
|                                        |                                        | Recommended wire-end ferrule | <a href="#">H2.5/19D BL</a> |
|                                        |                                        | Stripping length             | nominal 12 mm               |
|                                        |                                        | Recommended wire-end ferrule | <a href="#">H2.5/12</a>     |
| Cross-section for conductor connection | Type                                   | fine-wired                   |                             |
|                                        | nominal                                | 4 mm <sup>2</sup>            |                             |
| wire end ferrule                       |                                        | Stripping length             | nominal 12 mm               |
|                                        |                                        | Recommended wire-end ferrule | <a href="#">H4.0/12</a>     |
|                                        |                                        | Stripping length             | nominal 14 mm               |
|                                        |                                        | Recommended wire-end ferrule | <a href="#">H4.0/20D GR</a> |
| Cross-section for conductor connection | Type                                   | fine-wired                   |                             |
|                                        | nominal                                | 6 mm <sup>2</sup>            |                             |
| wire end ferrule                       |                                        | Stripping length             | nominal 14 mm               |
|                                        |                                        | Recommended wire-end ferrule | <a href="#">H6.0/20 SW</a>  |
|                                        |                                        | Stripping length             | nominal 12 mm               |
|                                        |                                        | Recommended wire-end ferrule | <a href="#">H6.0/12</a>     |

Reference text The outside diameter of the plastic collar should not be larger than the pitch (P), Length of ferrules is to be chosen depending on the product and the rated voltage.

## BVZ 7.62HP/04/180MF3 SN BK BX

**Weidmüller Interface GmbH & Co. KG**  
 Klingenbergstraße 26  
 D-32758 Detmold  
 Germany

www.weidmueller.com

## Technical data

### Rated data acc. to IEC

|                                                                           |                        |                                                                       |                   |
|---------------------------------------------------------------------------|------------------------|-----------------------------------------------------------------------|-------------------|
| tested acc. to standard                                                   | IEC 60664-1, IEC 61984 | Rated current, min. number of poles (Tu=20°C)                         | 57 A              |
| Rated current, max. number of poles (Tu=20°C)                             | 54 A                   | Rated current, min. number of poles (Tu=40°C)                         | 51 A              |
| Rated current, max. number of poles (Tu=40°C)                             | 41 A                   | Rated voltage for surge voltage class / pollution degree II/2         | 1000 V            |
| Rated voltage for surge voltage class / pollution degree III/2            | 1000 V                 | Rated voltage for surge voltage class / pollution degree III/3        | 800 V             |
| Rated impulse voltage for surge voltage class/ pollution degree II/2      | 6000 V                 | Rated impulse voltage for surge voltage class/ pollution degree III/2 | 8 kV              |
| Rated impulse voltage for surge voltage class/ contamination degree III/3 | 8 kV                   | Short-time withstand current resistance                               | 3 x 1s with 420 A |
| Creepage distance, min.                                                   | 13.8 mm                | Clearance, min.                                                       | 10.2 mm           |

### Rated data acc. to CSA

|                                   |        |                                   |        |
|-----------------------------------|--------|-----------------------------------|--------|
| Rated voltage (Use group B / CSA) | 600 V  | Rated voltage (Use group C / CSA) | 600 V  |
| Rated voltage (Use group D / CSA) | 600 V  | Rated current (Use group B / CSA) | 40.5 A |
| Rated current (Use group C / CSA) | 40.5 A | Rated current (Use group D / CSA) | 5 A    |
| Wire cross-section, AWG, min.     | AWG 24 | Wire cross-section, AWG, max.     | AWG 8  |

### Rated data acc. to UL 1059

|                                       |        |                                       |                                                                        |
|---------------------------------------|--------|---------------------------------------|------------------------------------------------------------------------|
| Institute (cURus)                     | CURUS  | Certificate No. (cURus)               | E60693                                                                 |
| Rated voltage (Use group B / UL 1059) | 600 V  | Rated voltage (Use group C / UL 1059) | 600 V                                                                  |
| Rated voltage (Use group D / UL 1059) | 600 V  | Rated voltage (Use group F / UL 1059) | 1000 V                                                                 |
| Rated current (Use group B / UL 1059) | 40.5 A | Rated current (Use group C / UL 1059) | 40.5 A                                                                 |
| Rated current (Use group D / UL 1059) | 5 A    | Rated current (Use group F / UL 1059) | 40.5 A                                                                 |
| Wire cross-section, AWG, max.         | AWG 8  | Reference to approval values          | Specifications are maximum values, details - see approval certificate. |

### Packing

|           |           |            |           |
|-----------|-----------|------------|-----------|
| Packaging | Box       | VPE length | 338.00 mm |
| VPE width | 130.00 mm | VPE height | 44.00 mm  |

### Type tests

|                                              |                |                                                                                    |
|----------------------------------------------|----------------|------------------------------------------------------------------------------------|
| Test: Durability of markings                 | Standard       | DIN EN 61984 section 7.3.2 / 09.02 taking pattern from DIN EN 60068-2-70 / 07.96   |
|                                              | Test           | mark of origin, type identification, pitch, type of material                       |
|                                              | Evaluation     | available                                                                          |
|                                              | Test           | durability                                                                         |
|                                              | Evaluation     | passed                                                                             |
| Test: Misengagement (Non-interchangeability) | Standard       | DIN EN 61984 section 6.3 and 6.9.1 / 09.02, DIN IEC 512 part 7 section 5 / 05.94   |
|                                              | Test           | 180° turned with coding elements                                                   |
|                                              | Evaluation     | passed                                                                             |
|                                              | Test           | 180° turned without coding elements                                                |
|                                              | Evaluation     | passed                                                                             |
| Test: Clampable cross section                | Standard       | DIN EN 60999-1 section 7 and 9.1 / 12.00, DIN EN 60947-1 section 8.2.4.5.1 / 12.02 |
|                                              | Conductor type | Type of conductor and conductor cross-section solid 0.5 mm <sup>2</sup>            |

**BVZ 7.62HP/04/180MF3 SN BK BX**

**Weidmüller Interface GmbH & Co. KG**  
 Klingenbergstraße 26  
 D-32758 Detmold  
 Germany

www.weidmueller.com

**Technical data**

|                                                           |                |                                               |                              |
|-----------------------------------------------------------|----------------|-----------------------------------------------|------------------------------|
|                                                           |                | Type of conductor and conductor cross-section | stranded 0.5 mm <sup>2</sup> |
|                                                           |                | Type of conductor and conductor cross-section | solid 6 mm <sup>2</sup>      |
|                                                           |                | Type of conductor and conductor cross-section | stranded 6 mm <sup>2</sup>   |
|                                                           |                | Type of conductor and conductor cross-section | AWG 24/1                     |
|                                                           |                | Type of conductor and conductor cross-section | AWG 24/19                    |
|                                                           |                | Type of conductor and conductor cross-section | AWG 10/1                     |
|                                                           |                | Type of conductor and conductor cross-section | AWG 10/19                    |
|                                                           | Evaluation     | passed                                        |                              |
|                                                           | Standard       | DIN EN 60999-1 section 9.4 / 12.00            |                              |
|                                                           | Requirement    | 0.2 kg                                        |                              |
|                                                           | Conductor type | Type of conductor and conductor cross-section | AWG 24/1                     |
|                                                           |                | Type of conductor and conductor cross-section | AWG 24/19                    |
|                                                           | Evaluation     | passed                                        |                              |
|                                                           | Requirement    | 0.3 kg                                        |                              |
|                                                           | Conductor type | Type of conductor and conductor cross-section | solid 0.5 mm <sup>2</sup>    |
|                                                           |                | Type of conductor and conductor cross-section | stranded 0.5 mm <sup>2</sup> |
|                                                           | Evaluation     | passed                                        |                              |
|                                                           | Requirement    | 1.4 kg                                        |                              |
|                                                           | Conductor type | Type of conductor and conductor cross-section | solid 6 mm <sup>2</sup>      |
|                                                           |                | Type of conductor and conductor cross-section | stranded 6 mm <sup>2</sup>   |
|                                                           |                | Type of conductor and conductor cross-section | AWG 10/1                     |
|                                                           |                | Type of conductor and conductor cross-section | AWG 10/19                    |
|                                                           | Evaluation     | passed                                        |                              |
|                                                           | Standard       | DIN EN 60999-1 section 9.5 / 12.00            |                              |
|                                                           | Requirement    | ≥10 N                                         |                              |
|                                                           | Conductor type | Type of conductor and conductor cross-section | AWG 24/1                     |
|                                                           |                | Type of conductor and conductor cross-section | AWG 24/19                    |
|                                                           | Evaluation     | passed                                        |                              |
|                                                           | Requirement    | ≥20 N                                         |                              |
| Test for damage to and accidental loosening of conductors |                |                                               |                              |
| Pull-out test                                             |                |                                               |                              |

**BVZ 7.62HP/04/180MF3 SN BK BX**

**Weidmüller Interface GmbH & Co. KG**  
 Klingenbergstraße 26  
 D-32758 Detmold  
 Germany

**Technical data**

www.weidmueller.com

|                |                                               |                              |
|----------------|-----------------------------------------------|------------------------------|
| Conductor type | Type of conductor and conductor cross-section | solid 0.5 mm <sup>2</sup>    |
|                | Type of conductor and conductor cross-section | stranded 0.5 mm <sup>2</sup> |
| Evaluation     | passed                                        |                              |
| Requirement    | ≥80 N                                         |                              |
| Conductor type | Type of conductor and conductor cross-section | solid 6 mm <sup>2</sup>      |
|                | Type of conductor and conductor cross-section | stranded 6 mm <sup>2</sup>   |
|                | Type of conductor and conductor cross-section | AWG 10/1                     |
|                | Type of conductor and conductor cross-section | AWG 10/19                    |
| Evaluation     | passed                                        |                              |

**Important note**

**IPC conformity** Conformity: The products are developed, manufactured and delivered according international recognized standards and norms and comply with the assured properties in the data sheet resp. fulfill decorative properties in accordance with IPC-A-610 "Class 2". Further claims on the products can be evaluated on request.

- Notes**
- Additional variants on request
  - Rated current related to rated cross-section & min. No. of poles.
  - Wire end ferrule with plastic collar to DIN 46228/4
  - Wire end ferrule without plastic collar to DIN 46228/1
  - P on drawing = pitch
  - Rated data refer only to the component itself. Clearance and creepage distances to other components are to be designed in accordance with the relevant application standards.
  - In accordance with IEC 61984, OMNIMATE-connectors are connectors without breaking capacity (COC). During designated use, connectors are not allowed to be engaged or disengaged when live or under load
  - Long term storage of the product with average temperature of 50 °C and maximum humidity 70%, 36 months

**Classifications**

|             |             |             |             |
|-------------|-------------|-------------|-------------|
| ETIM 8.0    | EC002638    | ETIM 9.0    | EC002638    |
| ETIM 10.0   | EC002638    | ECLASS 14.0 | 27-46-02-02 |
| ECLASS 15.0 | 27-46-02-02 |             |             |


**BVZ 7.62HP/04/180MF3 SN BK BX**

**Weidmüller Interface GmbH & Co. KG**  
 Klingenbergstraße 26  
 D-32758 Detmold  
 Germany

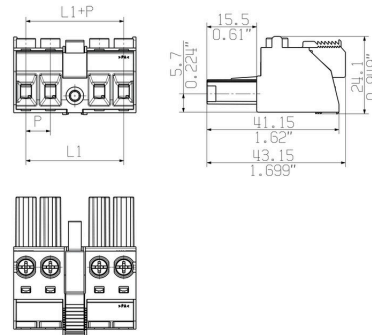
www.weidmueller.com

Drawings

Product image



Dimensional drawing



Similar to illustration

Graph



Graph



## BVZ 7.62HP/04/180MF3 SN BK BX

**Weidmüller Interface GmbH & Co. KG**  
 Klingenbergstraße 26  
 D-32758 Detmold  
 Germany

www.weidmueller.com

## Accessories

### Coding elements



The pluggable connections for power electronics - optimised for modern drive technologies, e.g. motor starters, frequency converters and servo-controllers. OMNIMATE Power sets the new standard – with increased safety and innovative solutions such as the pluggable shield, integrated signal contacts and one-handed operation.

The three product lines offer you further advantages:

- Application-oriented scalability: from the compact 4 mm<sup>2</sup> connector for 29 A (IEC) or 20 A (UL) up to the sturdy 16 mm<sup>2</sup> connector for 76 A (IEC) or 54 A (UL)
- Unlimited usage up to 1,000 V (IEC) or 600 V (UL)
- A variety of application optimised mounting options

Our service:

Design your individual connectors simply by using the product configurator.

### General ordering data

|            |                            |                                                                    |  |
|------------|----------------------------|--------------------------------------------------------------------|--|
| Type       | BV/SV 7.62HP KO RD 2022    | Version                                                            |  |
| Order No.  | <a href="#">2007300000</a> | PCB plug-in connector, Accessories, Coding element, red, Number of |  |
| GTIN (EAN) | 4050118392715              | poles: 1                                                           |  |
| Qty.       | 20 ST                      |                                                                    |  |

### Slotted screwdriver



Slotted screwdriver with rounded blade SD DIN 5265, ISO 2380/2, output to DIN 5264, ISO 2380/1. ChromTop tip, SoftFinish grip

### General ordering data

|            |                            |                          |  |
|------------|----------------------------|--------------------------|--|
| Type       | SDS 0.8X4.5X125            | Version                  |  |
| Order No.  | <a href="#">9009020000</a> | Screwdriver, Screwdriver |  |
| GTIN (EAN) | 4032248266883              |                          |  |
| Qty.       | 1 ST                       |                          |  |

|            |                            |                          |  |
|------------|----------------------------|--------------------------|--|
| Type       | SDIS 0.8X4.0X100           | Version                  |  |
| Order No.  | <a href="#">9008400000</a> | Screwdriver, Screwdriver |  |
| GTIN (EAN) | 4032248056361              |                          |  |
| Qty.       | 1 ST                       |                          |  |

## BVZ 7.62HP/04/180MF3 SN BK BX

**Weidmüller Interface GmbH & Co. KG**  
 Klingenbergstraße 26  
 D-32758 Detmold  
 Germany

www.weidmueller.com

## Accessories

### Crosshead screwdriver Phillips



Crosshead screwdriver, Phillips, SDK PH DIN 5262, ISO 8764/2-PH, output to ISO 8764-PH, ChromTop tip, SoftFinish grip

#### General ordering data

|            |                            |                          |  |
|------------|----------------------------|--------------------------|--|
| Type       | SDK PH1                    | Version                  |  |
| Order No.  | <a href="#">9008480000</a> | Screwdriver, Screwdriver |  |
| GTIN (EAN) | 4032248056477              |                          |  |
| Qty.       | 1 ST                       |                          |  |
| Type       | SDIK PH1                   | Version                  |  |
| Order No.  | <a href="#">9008570000</a> | Screwdriver, Screwdriver |  |
| GTIN (EAN) | 4032248056569              |                          |  |
| Qty.       | 1 ST                       |                          |  |

### Crimping tools



Crimping tools for wire end ferrules, with and without plastic collars

- Ratchet guarantees precise crimping
- Release option in the event of incorrect operation

#### General ordering data

|            |                            |                                                                                              |  |
|------------|----------------------------|----------------------------------------------------------------------------------------------|--|
| Type       | PZ 6/5                     | Version                                                                                      |  |
| Order No.  | <a href="#">9011460000</a> | Pressing tool, Crimping tool for wire-end ferrules, 0.25mm <sup>2</sup> , 6mm <sup>2</sup> , |  |
| GTIN (EAN) | 4008190165352              | Trapezoidal indentation crimp                                                                |  |
| Qty.       | 1 ST                       |                                                                                              |  |

## BVZ 7.62HP/04/180MF3 SN BK BX

**Weidmüller Interface GmbH & Co. KG**  
 Klingenbergstraße 26  
 D-32758 Detmold  
 Germany

www.weidmueller.com

## Counterpart

### SV 7.62HP 180MF SN



180° male header with middle flange with a 7.62 pitch. Meets the requirements of IEC 61800-5-1 and enables UL approval as per UL840 600 V.

Without a female header, the mating profile guarantees minimum touch safety of >3 mm with 20 N pressure on the test finger.


The automatically locking middle flange which can optionally also be screwed, reduces space requirements by one pitch width in comparison with conventional solutions.

On request: available with screw flange or without flange.

#### General ordering data

| Type       | SV 7.62HP/04/180MF3 3.5... | Version                                                             |
|------------|----------------------------|---------------------------------------------------------------------|
| Order No.  | <a href="#">1048530000</a> | PCB plug-in connector, male header, closed side, Middle flange, THT |
| GTIN (EAN) | 4032248786497              | solder connection, 7.62 mm, Number of poles: 4, 180°, Solder pin    |
| Qty.       | 48 ST                      | length (l): 3.5 mm, tinned, black, Box                              |

### SV 7.62HP 270MF SN



270° male header with middle flange with a 7.62 pitch. Meets the requirements of IEC 61800-5-1 and enables UL approval as per UL840 600 V. Without a female header, the mating profile guarantees minimum touch safety of >3 mm with 20 N pressure on the test finger.


The automatically locking middle flange which can optionally also be screwed, reduces space requirements by one pitch width in comparison with conventional solutions.

On request: available with screw flange or without flange.

#### General ordering data

| Type       | SV 7.62HP/04/270MF3 3.5... | Version                                                             |
|------------|----------------------------|---------------------------------------------------------------------|
| Order No.  | <a href="#">1048550000</a> | PCB plug-in connector, male header, closed side, Middle flange, THT |
| GTIN (EAN) | 4032248786473              | solder connection, 7.62 mm, Number of poles: 4, 270°, Solder pin    |
| Qty.       | 48 ST                      | length (l): 3.5 mm, tinned, black, Box                              |

### SV 7.62HP 90MF SN



90° male header with middle flange with a 7.62 pitch. Meets the requirements of IEC 61800-5-1 and enables UL approval as per UL840 600 V.

Without a female header, the mating profile guarantees minimum touch safety of >3 mm with 20 N pressure on the test finger.

The automatically locking middle flange which can optionally also be screwed, reduces space requirements by one pitch width in comparison with conventional solutions.

On request: available with screw flange or without flange.

## BVZ 7.62HP/04/180MF3 SN BK BX

**Weidmüller Interface GmbH & Co. KG**  
Klingenbergstraße 26  
D-32758 Detmold  
Germany

## Counterpart

[www.weidmueller.com](http://www.weidmueller.com)

### General ordering data

|            |                            |                                                                     |  |
|------------|----------------------------|---------------------------------------------------------------------|--|
| Type       | SV 7.62HP/04/90MF3 3.5S... | Version                                                             |  |
| Order No.  | <a href="#">1048570000</a> | PCB plug-in connector, male header, closed side, Middle flange, THT |  |
| GTIN (EAN) | 4032248786459              | solder connection, 7.62 mm, Number of poles: 4, 90°, Solder pin     |  |
| Qty.       | 48 ST                      | length (l): 3.5 mm, tinned, black, Box                              |  |