


AKZ 4/ATA**Weidmüller Interface GmbH & Co. KG**

Klingenbergstraße 26

D-32758 Detmold

Germany

www.weidmueller.com**Product image**

Thanks to their compact design, Mini rail-mounted terminal blocks are ideal for working in confined spaces such as small housings and terminal boxes.

General ordering data

Version	Feed-through terminal block, Screw connection, beige / yellow, 4 mm ² , 32 A, 400 V, Number of connections: 2
Order No.	1538260000
Type	AKZ 4/ATA
GTIN (EAN)	4008190178154
Qty.	100 items
Delivery status	This article will no longer be available in the future.
Available until	2026-06-30T00:00:00+02:00

AKZ 4/ATA

Weidmüller Interface GmbH & Co. KG
 Klingenbergstraße 26
 D-32758 Detmold
 Germany

www.weidmueller.com

Technical data

Approvals

Approvals



ROHS Conform

Dimensions and weights

Depth	29 mm	Depth (inches)	1.1417 inch
Depth including DIN rail	30.5 mm	Height	27 mm
Height (inches)	1.063 inch	Width	60 mm
Width (inches)	2.3622 inch	Net weight	5.77 g

Temperatures

Storage temperature	-25 °C...55 °C	Ambient temperature	-50 °C...55 °C
Continuous operating temp., min.	-50 °C	Continuous operating temp., max.	100 °C

Environmental Product Compliance

RoHS Compliance Status	Compliant without exemption
REACH SVHC	No SVHC above 0.1 wt%

Material data

Basic material	PA 66	Colour	beige / yellow
UL 94 flammability rating	V-2		

System specifications

Version	Screw connection, for screwable cross-connection, One end without connector	End cover plate required	Yes
Number of potentials	1	Number of levels	1
Number of clamping points per level	2	Number of potentials per tier	1
Levels cross-connected internally	No	PE connection	No
Mounting rail	TS 15	N-function	No
PE function	No	PEN function	No

Additional technical data

Open sides	right	Number of similar terminals	1
Installation advice	Direct mounting	Explosion-tested version	No
Type of mounting	Snap-on		

Conductors for clamping (additional connection)

Connection type, additional connection Screw connection

Conductors for clamping (rated connection)

Gauge to IEC 60947-1	A3	Wire connection cross section AWG, max.	AWG 12
Connection direction	on side	Tightening torque, max.	0.8 Nm

AKZ 4/ATA

Weidmüller Interface GmbH & Co. KG

Klingenbergstraße 26

D-32758 Detmold

Germany

www.weidmueller.com

Technical data

Tightening torque, min.	0.6 Nm	Stripping length	8 mm
Type of connection	Screw connection	Number of connections	2
Clamping range, max.	6 mm ²	Clamping range, min.	0.13 mm ²
Clamping screw	M 3	Blade size	0.6 x 3.5 mm
Wire connection cross section AWG, min.	AWG 24	Wire connection cross-section, finely stranded with wire-end ferrules DIN 46228/4, max.	2.5 mm ²
Wire connection cross-section, finely stranded with wire-end ferrules DIN 46228/4, min.	0.13 mm ²	Wire connection cross-section, finely stranded with wire-end ferrules DIN 46228/1, max.	2.5 mm ²
Wire connection cross-section, finely stranded with wire-end ferrules DIN 46228/1, min.	0.13 mm ²	Wire connection cross section, finely stranded, max.	4 mm ²
Wire connection cross section, finely stranded, min.	0.13 mm ²	Connection cross-section, stranded, max.	4 mm ²
Connection cross-section, stranded, min.	0.13 mm ²	Twin wire-end ferrules, max.	1.5 mm ²
Twin wire-end ferrules, min.	0.5 mm ²	Torque level with DMS electric screwdriver	2
Wire connection cross-section, solid core, max.	6 mm ²	Wire connection cross-section, solid core, min.	0.13 mm ²
Connection cross-section, finely stranded, min.	0.13 mm ²		

Dimensions

TS 15 offset	13.5 mm
--------------	---------

General

Number of poles	1	Wire connection cross section AWG, max.	AWG 12
Installation advice	Direct mounting	Wire connection cross section AWG, min.	AWG 24
Standards	IEC 60947-7-1	Mounting rail	TS 15

Rating data

Rated cross-section	4 mm ²	Rated voltage	400 V
Rated DC voltage	400 V	Nominal current	32 A
Current at maximum wires	41 A	Standards	IEC 60947-7-1
Volume resistance according to IEC 60947-7-x	1 mΩ	Rated impulse withstand voltage	6 kV
Power loss in accordance with IEC 60947-7-x	1.02 W	Pollution severity	3

Classifications

ETIM 8.0	EC000897	ETIM 9.0	EC000897
ETIM 10.0	EC000897	ECLASS 14.0	27-25-01-01
ECLASS 15.0	27-25-01-01		

AKZ 4/ATA

Weidmüller Interface GmbH & Co. KG

Klingenbergstraße 26

D-32758 Detmold

Germany

www.weidmueller.com

Accessories

Cross-connections



The distribution or multiplication of a potential to adjoining terminal blocks is realized via a cross-connection. Additional wiring effort can be easily avoided. Even if the poles are broken out, contact reliability in the terminal blocks is still ensured. Our portfolio offers pluggable and screwable cross-connection systems for modular terminal blocks.

General ordering data

Type	Q 2 AKZ1.5	Version
Order No.	0368200000	Cross-connector (terminal), when screwed in, grey, 24 A, Number of
GTIN (EAN)	4008190149987	poles: 2, Pitch in mm (P): 5.10, Insulated: No, Width: 9.1 mm
Qty.	50 ST	
Type	Q 2 AKZ4	Version
Order No.	0336400000	Cross-connector (terminal), when screwed in, grey, 24 A, Number of
GTIN (EAN)	4008190037680	poles: 2, Pitch in mm (P): 6.10, Insulated: No, Width: 11.1 mm
Qty.	50 ST	

Disconnect plugs



In contrast to the terminal blocks with integrated disconnect lever, our disconnect plugs can be completely detached or removed from the terminal block and the respective application and offer a flexible alternative solution to our standard disconnectors.

General ordering data

Type	Q 2 AKZ4SS	Version
Order No.	0369000000	Cross-connector (terminal), when screwed in, grey, 32 A, Number of
GTIN (EAN)	4008190143589	poles: 2, Pitch in mm (P): 5.10, Insulated: No, Width: 11.1 mm
Qty.	50 ST	

Cross-connections



The distribution or multiplication of a potential to adjoining terminal blocks is realized via a cross-connection. Additional wiring effort can be easily avoided. Even if the poles are broken out, contact reliability in the terminal blocks is still ensured. Our portfolio offers pluggable and screwable cross-connection systems for modular terminal blocks.

AKZ 4/ATA

Weidmüller Interface GmbH & Co. KG
 Klingenbergstraße 26
 D-32758 Detmold
 Germany

www.weidmueller.com

Accessories

General ordering data

Type	Q 3 AKZ1.5	Version
Order No.	0368300000	Cross-connector (terminal), when screwed in, grey, 24 A, Number of poles: 3, Pitch in mm (P): 5.10, Insulated: No, Width: 14.2 mm
GTIN (EAN)	4008190074913	
Qty.	50 ST	
Type	Q 3 AKZ4	Version
Order No.	0336500000	Cross-connector (terminal), when screwed in, grey, 24 A, Number of poles: 3, Pitch in mm (P): 6.10, Insulated: No, Width: 17.2 mm
GTIN (EAN)	4008190121730	
Qty.	50 ST	
Type	Q 4 AKZ1.5	Version
Order No.	0368400000	Cross-connector (terminal), when screwed in, grey, 24 A, Number of poles: 4, Pitch in mm (P): 5.10, Insulated: No, Width: 19.3 mm
GTIN (EAN)	4008190153892	
Qty.	50 ST	
Type	Q 4 AKZ4	Version
Order No.	0336600000	Cross-connector (terminal), when screwed in, grey, 24 A, Number of poles: 4, Pitch in mm (P): 6.10, Insulated: No, Width: 23.3 mm
GTIN (EAN)	4008190096656	
Qty.	50 ST	

Disconnect plugs




In contrast to the terminal blocks with integrated disconnect lever, our disconnect plugs can be completely detached or removed from the terminal block and the respective application and offer a flexible alternative solution to our standard disconnectors.

General ordering data

Type	Q 10 AKZ1.5	Version
Order No.	0368500000	Cross-connector (terminal), when screwed in, grey, 24 A, Number of poles: 10, Pitch in mm (P): 5.10, Insulated: No, Width: 49.9 mm
GTIN (EAN)	4008190159481	
Qty.	20 ST	

Cross-connections



The distribution or multiplication of a potential to adjoining terminal blocks is realized via a cross-connection. Additional wiring effort can be easily avoided. Even if the poles are broken out, contact reliability in the terminal blocks is still ensured. Our portfolio offers pluggable and screwable cross-connection systems for modular terminal blocks.

General ordering data

Type	Q 10 AKZ4	Version
Order No.	0368600000	Cross-connector (terminal), when screwed in, grey, 24 A, Number of poles: 10, Pitch in mm (P): 6.10, Insulated: No, Width: 59.9 mm
GTIN (EAN)	4008190056766	
Qty.	20 ST	

AKZ 4/ATA

Weidmüller Interface GmbH & Co. KG

Klingenbergstraße 26
D-32758 Detmold
Germany

www.weidmueller.com

Accessories

Type	Q 10 AKZ4SS	Version
Order No.	0369300000	Cross-connector (terminal), when screwed in, grey, 32 A, Number of
GTIN (EAN)	4008190065744	poles: 10, Pitch in mm (P): 5.10, Insulated: No, Width: 59.9 mm
Qty.	20 ST	

End plates and partition plates




Partition plates and end plates are essential accessories for terminal blocks. Partition plates provide optical and electrical separation of different potentials and functional groups, increasing safety and ensuring a clear structure inside the control cabinet. End plates close the terminal block row on the sides, protect against contact with live parts, and ensure a clean, stable finish. Both components are precisely matched to the respective Weidmüller terminal block series, contributing to safe, compliant, and professional wiring.

General ordering data

Type	AP AKZ4	Version
Order No.	0294460000	End plate for terminals, dark beige, Height: 27 mm, Width: 1.5 mm,
GTIN (EAN)	4008190466268	V-0, Wemid, Snap-on: Yes
Qty.	20 ST	
Type	AP AKZ4 BL	Version
Order No.	0294480000	End plate for terminals, blue, Height: 27 mm, Width: 1.5 mm, V-2, PA
GTIN (EAN)	4008190021832	66, Snap-on: Yes
Qty.	20 ST	
Type	AP AKZ4 DB	Version
Order No.	9537910000	End plate for terminals, dark beige, Height: 27 mm, Width: 1.5 mm,
GTIN (EAN)	4008190574864	V-0, Wemid, Snap-on: Yes
Qty.	20 ST	

AP 100 - End plate



The RS 100 Profi offers you a flexible solution for your mounting needs, as both DIN rail mounting and wall mounting are possible. This versatility facilitates integration into different environments and applications. The housing can be used for the Eurocard PCB standard. The profile can be cut to size so that you can adapt it precisely to your specific requirements. For particularly heavy components, additional locking feet can be used to improve stability and thus increase the safety of your installation.

Another practical feature is the option of using a cover profile to protect large components.

General ordering data

Type	AP 100 GR	Version
Order No.	1773410000	SAK Series, End plate, 27.2 mm, grey, Direct mounting
GTIN (EAN)	4032248141111	
Qty.	20 ST	

AKZ 4/ATA

Weidmüller Interface GmbH & Co. KG
Klingenbergstraße 26
D-32758 Detmold
Germany

www.weidmueller.com

Accessories

End plates and partition plates



Partition plates and end plates are essential accessories for terminal blocks. Partition plates provide optical and electrical separation of different potentials and functional groups, increasing safety and ensuring a clear structure inside the control cabinet. End plates close the terminal block row on the sides, protect against contact with live parts, and ensure a clean, stable finish. Both components are precisely matched to the respective Weidmüller terminal block series, contributing to safe, compliant, and professional wiring.

General ordering data

Type	TW AKZ4	Version
Order No.	0348260000	Partition plate (terminal), dark beige, Height: 47 mm, Width: 0.6 mm,
GTIN (EAN)	4008190128241	V-2, PA 66
Qty.	50 ST	

Testadapter and testsockets



Test adapters and test plugs are used for the electrical connection between terminal blocks and the test equipment. In this way, an electrical contact can be established in the wired state and measurements can be done easily.

General ordering data

Type	PS 2.3 RT	Version
Order No.	0180400000	Test adapter (terminal), 230 V, 20 mA
GTIN (EAN)	4008190060121	
Qty.	20 ST	
Type	STB 8.5/D4/2.3/M2.5 AKZ	Version
Order No.	0215700000	Accessories, Socket
GTIN (EAN)	4008190184872	
Qty.	50 ST	

Mounting support




We offer a broad portfolio of mounting support for easy handling and supplementation of our products. From various tools to insulating sleeves and various screws, our components are matched to each other down to the last detail and thus facilitate assembly in compliance with the respective standards and protective regulations.

AKZ 4/ATA
Weidmüller Interface GmbH & Co. KG

 Klingenbergstraße 26
 D-32758 Detmold
 Germany

www.weidmueller.com
Accessories
General ordering data


Type	BFSC M2.5X18 PA/RT	Version
Order No.	0303300000	Mounting screw (Terminal), 2.50 mm, Polyamide 66, Depth: 3.8 mm,
GTIN (EAN)	4008190040673	Width: 4.5 mm, Height: 18 mm
Qty.	100 ST	

Cross-connections


The distribution or multiplication of a potential to adjoining terminal blocks is realized via a cross-connection. Additional wiring effort can be easily avoided. Even if the poles are broken out, contact reliability in the terminal blocks is still ensured. Our portfolio offers pluggable and screwable cross-connection systems for modular terminal blocks.

General ordering data

Type	VL 2 AKZ4/DK4	Version
Order No.	0446700000	Cross-connector (terminal), when screwed in, grey, 32 A, Number of
GTIN (EAN)	4008190055486	poles: 2, Pitch in mm (P): 6.00, Insulated: No, Width: 5 mm
Qty.	50 ST	

Warning cover


Warning covers with a flash symbol provide more safety for man and machine. They are used where external voltage must be indicated within the application.

General ordering data

Type	AD 4 AKZ4	Version
Order No.	0303400000	Terminal cover, yellow, PVC, Height: 24.2 mm, Width: 20 mm, Depth:
GTIN (EAN)	4008190068158	1 mm, V-2
Qty.	50 ST	

AKZ 4/ATA**Weidmüller Interface GmbH & Co. KG**

Klingenbergstraße 26

D-32758 Detmold

Germany

www.weidmueller.com**Accessories****Marker holder**

The marker holder offer the possibility of additional mounting of standard markers with a pitch of 5 or 5.1 mm. The angled holders can be optionally snapped together and could be mounted in all standard marking channels of the Klippon® Connect modular terminal blocks. Fitting marker types could be found under the respective accessories of the designation marking holder.

General ordering data

Type	BZT 1 WS 10/5	Version
Order No.	1805490000	Accessories, Marker holder
GTIN (EAN)	4032248270231	
Qty.	100 ST	
Type	BZT 1 ZA WS 10/5	Version
Order No.	1805520000	Accessories, Marker holder
GTIN (EAN)	4032248270248	
Qty.	100 ST	