

**CMA-3151-100-AO-24DC-05**

**Weidmüller Interface GmbH & Co. KG**  
Klingenbergstraße 26  
D-32758 Detmold  
Germany

www.weidmueller.com



Current transformer with analogue output  
The simple conversion of "large" currents (100 - 500 A AC) into an analogue value without intermediate steps. Suitable for downstream devices, e.g. limit value detection.

**General ordering data**

Version	Primary current: 100 A, Output : 0(4)-20 mA, 0(2)-10 V, Load: 1 VA
Order No.	<a href="#">1531940000</a>
Type	CMA-3151-100-AO-24DC-05
GTIN (EAN)	4050118337211
Qty.	1 items
Manufacturer	MBS AG

## CMA-3151-100-AO-24DC-05

**Weidmüller Interface GmbH & Co. KG**  
 Klingenbergstraße 26  
 D-32758 Detmold  
 Germany

www.weidmueller.com

## Technical data

### Approvals

ROHS	Conform
------	---------

### Dimensions and weights

Depth	71 mm	Depth (inches)	2.7953 inch
Height	117.8 mm	Height (inches)	4.6378 inch
Width	80 mm	Width (inches)	3.1496 inch
Net weight	250 g		

### Temperatures

Storage temperature	Operating temperature	-20 °C...60 °C
---------------------	-----------------------	----------------

### Environmental Product Compliance

RoHS Compliance Status	Compliant
REACH SVHC	No SVHC above 0.1 wt%

### Measuring voltage input

Frequency range, max.	60 Hz	Frequency range, min.	40 Hz
-----------------------	-------	-----------------------	-------

### Dimensions of live conductors

Round conductor	28.00 mm	Rail	30 x 10 mm
-----------------	----------	------	------------

### Electrical attributes

Tolerance class	0,5	Nominal turns ratio	10 kA/V
Secondary current	0...0.02 A	Load	1 VA
Primary current	100 A		

### Technical properties

Protection degree	IP20	Insulation class	E
Thermal rated continuous current I <sub>thermal</sub>	1.5 x I <sub>rated</sub>	Nominal frequency	50 Hz

### Output

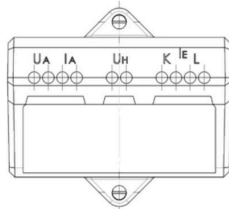
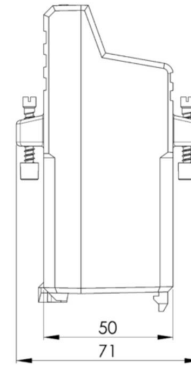
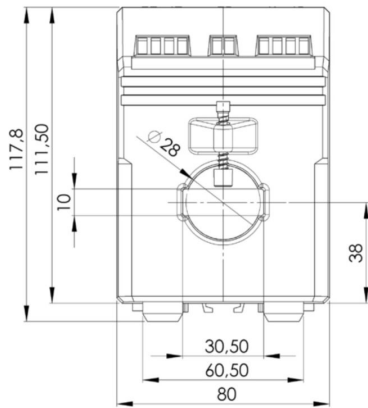
Output voltage, note	0...10 V, 2...10 V (with 24 V DC auxiliary voltage)	Output current	0...20 mA, 4...20 mA (with 24V DC auxiliary voltage)
----------------------	---	----------------	--

### Insulation coordination

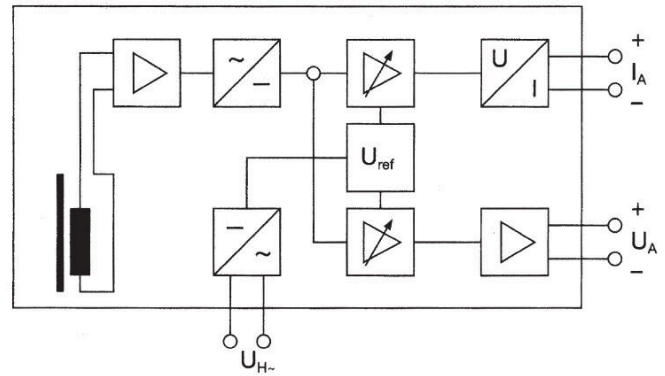
Test voltage	4 kV	Galvanic isolation	between input/output
Tolerance class	0,5		

### Classifications

ETIM 8.0	EC002048	ETIM 9.0	EC002048
ETIM 10.0	EC002048	ECLASS 14.0	27-21-09-02
ECLASS 15.0	27-21-09-02		



Connection diagram



Connection diagram

