


**ACT20C-GTW-100-MTCP-S**

**Weidmüller Interface GmbH & Co. KG**  
 Klingenbergstraße 26  
 D-32758 Detmold  
 Germany

www.weidmueller.com

**Product image**



The ACT20C series was especially developed for applications with continuous processes. It enables the continuous monitoring of diagnostic, device and process information ("condition monitoring").

Several ACT20C components form a station which consists of an ACT20C Ethernet gateway, communicative ACT20C signal converters and an ACT20C bus termination terminal.

**General ordering data**

Version	Gateway for ACT20C station, Configurable, Modbus TCP/IP, Distributes supply voltage to rail bus
Order No.	<a href="#">1510370000</a>
Type	ACT20C-GTW-100-MTCP-S
GTIN (EAN)	4050118319606
Qty.	1 items

## ACT20C-GTW-100-MTCP-S

**Weidmüller Interface GmbH & Co. KG**  
 Klingenbergstraße 26  
 D-32758 Detmold  
 Germany

www.weidmueller.com

## Technical data

### Approvals

Approvals



ROHS Conform

UL File Number Search [UL Website](#)

Certificate no. (cULus) E141197

### Dimensions and weights

Depth	113.6 mm	Depth (inches)	4.4724 inch
Height	117.2 mm	Height (inches)	4.6142 inch
Width	22.5 mm	Width (inches)	0.8858 inch
Net weight	150 g		

### Temperatures

Storage temperature	-40 °C...85 °C	Operating temperature	-25 °C...60 °C
Humidity	5...95 %, no condensation		

### Probability of failure

SIL in compliance with IEC 61508	None	MTTF	160 a
----------------------------------	------	------	-------

### Environmental Product Compliance

RoHS Compliance Status	Compliant with exemption
RoHS Exemption (if applicable/known)	7a, 7cl
REACH SVHC	Lead 7439-92-1
SCIP	2f6dd957-421a-46db-a0c2-cf1609156924

### Interface 1

Interface	Communication via CH20M rail bus with all current measuring transducers (ACT20C-CMT-x)	Protocol	Modbus/TCP, DHCP Server/Client
Number of devices on the bus, max.	16	Addressing	DHCP or manual adjustment

### General data

Protection degree	IP20	Supply voltage	18.0 ... 31.2 V DC
Mounting rail	TS 35	Nominal power consumption	3 VA
Configuration	With FDT/DTM software, DHCP	Power consumption, max.	1.5 W

### Insulation coordination

Impulse withstand voltage	0,5 kV (1.2/50 µs)	EMC standards	IEC 61326-1
Test voltage	1.1 kV	Surge voltage category	II
Pollution severity	2	Rated voltage / test voltage: Ethernet interface to supply / functional earth to supply / Ethernet interface	30 V AC RMS

## ACT20C-GTW-100-MTCP-S

**Weidmüller Interface GmbH & Co. KG**

Klingenbergstraße 26  
D-32758 Detmold  
Germany

[www.weidmueller.com](http://www.weidmueller.com)

## Technical data

### Connection data

Type of connection	Screw connection	Tightening torque, min.	0.5 Nm
Tightening torque, max.	3.5 Nm	Clamping range, rated connection	1.5 mm <sup>2</sup>
Clamping range, min.	0.5 mm <sup>2</sup>	Clamping range, max.	2.5 mm <sup>2</sup>
Wire connection cross section AWG, min.	AWG 30	Wire connection cross section AWG, max.	AWG 14
Wire cross-section, solid, min.	0.5 mm <sup>2</sup>	Wire cross-section, solid, max.	2.5 mm <sup>2</sup>
Wire connection cross section, finely stranded, min.	0.5 mm <sup>2</sup>	Wire connection cross section, finely stranded, max.	2.5 mm <sup>2</sup>

### Part description

Product description	<p>The ACT20C-GTW-100-MTCP-S gateway is a modbus TCP slave in accordance with IEC 61158. It connects ACT20C devices to an Ethernet network for diagnostic, configuration and status monitoring purposes.</p> <p>Properties</p> <ul style="list-style-type: none"> <li>• RJ45 port with Ethernet TCP/IP</li> <li>• Jack socket for direct point-to-point communication via a CBX200 USB adapter</li> <li>• Configuration using the standard FDT/DTM</li> <li>• Station management with "Plug &amp; Produce" and "Hot Swapping"</li> <li>• Operational status and error display on a front panel LED according to NE44, NE107</li> </ul>
---------------------	--

### Classifications

ETIM 8.0	EC002475	ETIM 9.0	EC002475
ETIM 10.0	EC002475	ECLASS 14.0	27-21-01-23
ECLASS 15.0	27-21-01-23		

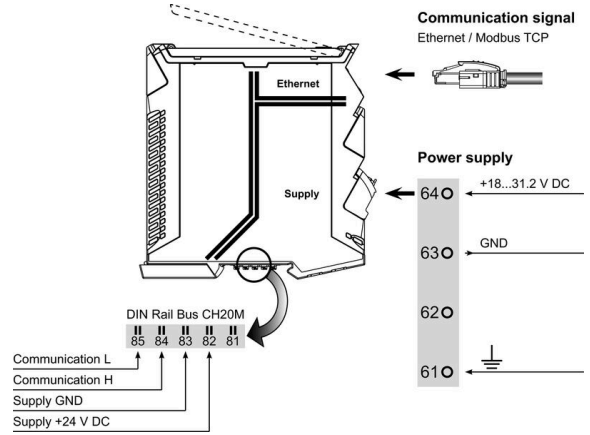
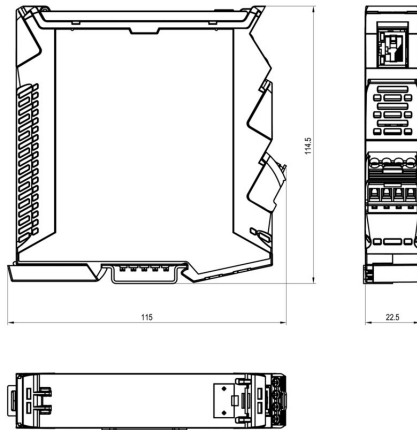
**ACT20C-GTW-100-MTCP-S**

**Weidmüller Interface GmbH & Co. KG**  
 Klingenbergstraße 26  
 D-32758 Detmold  
 Germany


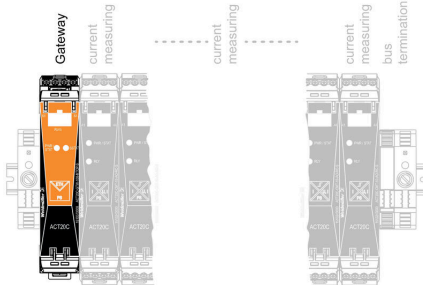
**Drawings**

www.weidmueller.com

**Dimensioned drawing**



ACT20C-GTW-100-MTCP-S is part of the ACT20C-Station



## ACT20C-GTW-100-MTCP-S

**Weidmüller Interface GmbH & Co. KG**  
 Klingenbergstraße 26  
 D-32758 Detmold  
 Germany

## Accessories

www.weidmueller.com

### ACT20 (incl. DIN rail bus & powersupplies)



Power supply adapter modules for separate supply and distribution of the supply voltage: for the ACT20 series/ MICROSERIES signal converters.

The 22.5/6.1 mm wide power-feed modules are mounted directly adjacent to the analogue signal converters. Then the 24 VDC supply voltage is optionally bridged via the CH20M (ACT20-series) rail bus or simply bridged over using the pluggable ZQV 4N (MICROSERIES) cross-connectors.

The ACT20-Feed-In-PRO-S can also detect faults coming from any of the devices mounted on the CH20 bus mounting profile.

In the event of an error or fault, the integrated status relay sends a common alarm to the external controller. In addition, two power supply units (as primary and backup supply) can be connected to the ACT20 Feed-In PRO-S.

Two feed-in modules mounted to the CH20 bus mounting profile guarantee a 100% redundant power supply.

Three LEDs are used to show the status of the power supply and error messages.

The ACT20M-Feed-In PRO can also be used in Ex zone2 / Division2 applications.

### General ordering data

Type	SAMPLE CH20M BUS 250MM	Version	
	...		
Order No.	<a href="#">1335140000</a>	Mounting rail bus system, Sample set, OMNIMATE Housing - series	
GTIN (EAN)	4050118138375	CH20M, Width: 25.1 mm	
Qty.	1 ST		

## ACT20C-GTW-100-MTCP-S

**Weidmüller Interface GmbH & Co. KG**  
 Klingenbergstraße 26  
 D-32758 Detmold  
 Germany

www.weidmueller.com

## Accessories

### CH20M BUS SET - Kit



The integrated rail bus for the modular electronics housing system

When supplying, connecting or distributing within modular applications, the rail bus can replace the tedious individual wiring process with a flexible and uninterrupted system-wide solution.

The system bus is securely integrated within the 35-mm standard mounting rail. The SMD-bus contact block can be reflow-soldered so that it can be completely automatically processed during the component assembly. The resistant, gold-plated contact surfaces ensure a permanent and reliable contact for all housing widths.

- **Unlimited scalability** The integrated connection solution covers all system widths: from the 6-mm slice to the 67-mm large-area housing.
- **Easy to service during installation** It's easy to replace a module, even in existing modules groups – without any influence on the neighbouring modules.
- **Universal integration** The uninterrupted system bus is securely integrated within the 35-mm standard mounting rail.
- **Maximum availability** Five fully-galvanized and partially gold-plated twin-arched contacts are used to establish a permanent contact to the rail bus. THR solder flanges ensure that the connection to the circuit board is stable.

### General ordering data

Type	SAMPLE CH20M BUS 250MM	Version	
	...		
Order No.	<a href="#">1335150000</a>	Mounting rail bus system, Sample set, OMNIMATE Housing - series	
GTIN (EAN)	4050118138382	CH20M, Width: 25.1 mm	
Qty.	1 ST		

### Network-compatible current measuring transducers ACT20C



The ACT20C series was especially developed for applications with continuous processes. It enables the continuous monitoring of diagnostic, device and process information ("condition monitoring"). Several ACT20C components form a station which consists of an ACT20C Ethernet gateway, communicative ACT20C signal converters and an ACT20C bus termination terminal.

### General ordering data

Type	ACT20C-LBT-10	Version	
Order No.	<a href="#">1510340000</a>	Bus termination terminal for ACT20C station, Input : 0...40/50/60 A,	
GTIN (EAN)	4050118319491	Output : Pulse	
Qty.	1 ST		

**ACT20C-GTW-100-MTCP-S**

**Weidmüller Interface GmbH & Co. KG**  
 Klingenbergstraße 26  
 D-32758 Detmold  
 Germany

www.weidmueller.com

**Accessories**

**Blank**



ESG is the tried-and-tested marker in MultiCard format for use on many well-known electrical devices. The result is high-quality device marking with a high-contrast appearance.

Various types are available for devices from manufacturers like Siemens, ABB, Beckhoff etc.

Advantages at a glance:

- Tags for universal usage, self-adhesive or clip-on tags, depending on type
- For aligned equipment, e.g. circuit breakers, we supply ESG markers for clipping onto tag rails
- Individual laser-quality printing according to specifications

For custom printing: Please send us a file of our labeling software M-Print PRO or M-Print PRO Online (without installation) for your labeling specifications.

**General ordering data**

Type	ESG 8/13.5/43.3 SAI AU	Version	
Order No.	<a href="#">1912130000</a>	ESG, Device markers x 13.5 mm, PA 66, Colour: Transparent,	
GTIN (EAN)	4032248541164	pluggable	
Qty.	5 ST		
Type	ESG 6.6/20 BHZ 5.00/04	Version	
Order No.	<a href="#">1082540000</a>	ESG, Device markers x 20 mm, PA 66, Colour: white, pluggable	
GTIN (EAN)	4032248845439		
Qty.	200 ST		