

ACT20P-CMT-10-AO-RC-P

Weidmüller Interface GmbH & Co. KG
Klingenbergstraße 26
D-32758 Detmold
Germany

www.weidmueller.com

Similar to illustration**ACT20P: The flexible solution**

- Precise and highly functional signal converters
- Release levers simplify handling

General ordering data

Version	Current-measuring transducer, Limit value monitoring, Input : 0...5/10 A, Analogue output, Relay output, Current-carrying cable in feed-through hole
Order No.	1510330000
Type	ACT20P-CMT-10-AO-RC-P
GTIN (EAN)	4050118319378
Qty.	1 items

ACT20P-CMT-10-AO-RC-P

Weidmüller Interface GmbH & Co. KG
 Klingenbergstraße 26
 D-32758 Detmold
 Germany

www.weidmueller.com

Technical data

Approvals

Approvals	CE; CULUS; DETNORVER
Approvals	CULUS;
Approvals	



ROHS	Conform
UL File Number Search	UL Website
Certificate no. (cULus)	E141197

Dimensions and weights

Depth	114 mm	Depth (inches)	4.4882 inch
Height	127.1 mm	Height (inches)	5.0039 inch
Width	22.8 mm	Width (inches)	0.8976 inch
Net weight	158 g		

Temperatures

Storage temperature	-40 °C...85 °C	Operating temperature	-25 °C...60 °C
Humidity	5...95 %, no condensation		

Environmental Product Compliance

RoHS Compliance Status	Compliant with exemption
RoHS Exemption (if applicable/known)	6c, 7a, 7cl
REACH SVHC	Lead 7439-92-1
SCIP	2f6dd957-421a-46db-a0c2-cf1609156924

Input

Number inputs	1	Input frequency	AC: 15...700 Hz (true root mean square)
Input measurement range	configurable, 0...5/10 A AC (RMS) or DC, max. peak current 10 × I _{Input} (1 s), max. peak current 2 × I _{Input} (1 s) @ 5/10 A DC, For DC current measurement (AA): Current direction display at the output (-/+ analog value), max. peak current 2 × I _{Input} (1 s)	Input signal	Current-carrying cable in feed-through hole
Overload behaviour	Max. peak current: 10 × I _{Input} for 1s		

Output

Type	active, connected control must be passive
------	---

Output (digital)

Rated switching current	6 A	Continuous current	2 × I _{Input}
Number of digital outputs	1	Max. switching voltage, AC	250 V

ACT20P-CMT-10-AO-RC-P

Weidmüller Interface GmbH & Co. KG

 Klingenbergstraße 26
 D-32758 Detmold
 Germany

www.weidmueller.com

Technical data

Max. switching voltage, DC	24 V	Type	Relay, 1 CO contact, normal / inverse adjustment
Alarm function	Surge current, Under-current, Alarm limit setting: 2 - 105 %, Hysteresis 5% / 10%, Alarm delay: 0...10 s		

Output (analogue)

Transmit function	direct or inverted	Output voltage	Adjustable, 0...10 V, 2...10 V, 0...5 V, 1...5 V, -5...+5 V, -10...+10 V
Load resistance voltage	$\geq 10 \text{ k}\Omega$	Number analogue outputs	1
Load resistance current	$\leq 600 \Omega$	Output current	Adjustable, 0...20 mA, 4...20 mA, -20...+20 mA

General data

Accuracy	<0.75 % FSR	Protection degree	IP20
Supply voltage	16,8 V...31,2 V	Step response time	$\leq 300 \text{ ms (RMS)}$, $\leq 60 \text{ ms (AA)}$
Mounting rail	TS 35	Temperature coefficient	$\leq \pm 100 \text{ ppm/K @ -25...+55 }^\circ\text{C}$, $\leq \pm 200 \text{ ppm/K @ +55...+70 }^\circ\text{C}$
Configuration	DIP switch and potentiometer	Power consumption, max.	2.2 W
Power consumption, typ.	0.9 W		

Insulation coordination

Impulse withstand voltage	6.4 kV (1.2/50 μs)	EMC standards	EN 61326-1
Test voltage	4 kV	Surge voltage category	III
Pollution severity	2	Galvanic isolation	4-way isolator, between input / output / supply / relay
Insulation voltage	4 kVeff / 1 min.	Rated voltage	300 V ACrms

Connection data

Type of connection	PUSH IN	Tightening torque, min.	0.4 Nm
Tightening torque, max.	0.6 Nm	Clamping range, rated connection	2.5 mm ²
Clamping range, min.	0.5 mm ²	Clamping range, max.	2.5 mm ²
Wire connection cross section AWG, min.	AWG 26	Wire connection cross section AWG, max.	AWG 14
Wire cross-section, solid, min.	0.2 mm ²	Wire cross-section, solid, max.	2.5 mm ²
Wire connection cross section, finely stranded, min.	0.2 mm ²	Wire connection cross section, finely stranded, max.	2.5 mm ²
Wire connection cross-section, finely stranded with wire-end ferrules DIN 46228/4, min.	0.2 mm ²	Wire connection cross-section, finely stranded with wire-end ferrules DIN 46228/4, max.	2.5 mm ²

Part description

Product description	<p>The ACT20P-CMT-XX-(AO)-RC-P series of devices measure and monitor AC and DC currents of up to 60 A. The real effective value method used allows for precise measurement, even for distorted current curve shapes. The devices feature integrated limit value monitoring with an adjustable switching threshold, delay and hysteresis, as well as a relay output.</p> <p>Features</p> <ul style="list-style-type: none"> • Real effective value measurement (True RMS) or arithmetic averaging (AA) measurement and contactless through-hole technology
---------------------	--

ACT20P-CMT-10-AO-RC-P

Weidmüller Interface GmbH & Co. KG
Klingenbergstraße 26
D-32758 Detmold
Germany

www.weidmueller.com

Technical data

- Limit value monitoring for overcurrent or undercurrent
- Relay output by means of the open-circuit / closed-circuit principle
- Adjustable trigger delay for filtering current peaks
- Operational status and error display on a front panel LED and output signalling according to NE43, NE44, NE107
- Galvanic four-way insulation for secure isolation according to IEC/EN 61010-2-201

Classifications

ETIM 8.0	EC002475	ETIM 9.0	EC002475
ETIM 10.0	EC002475	ECLASS 14.0	27-21-01-23
ECLASS 15.0	27-21-01-23		

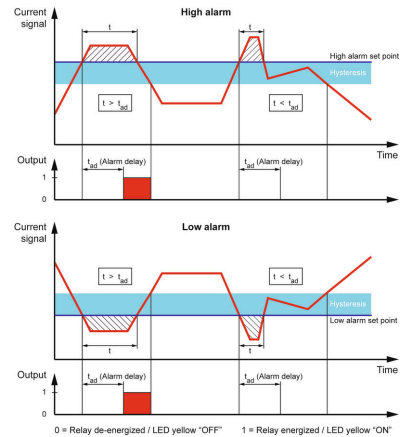
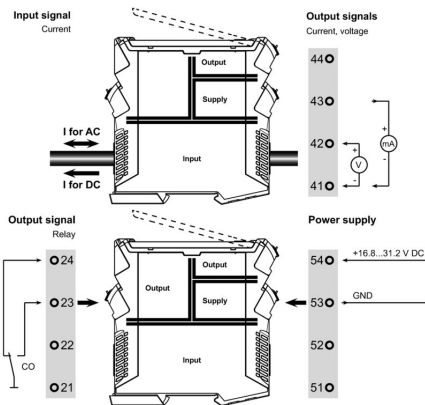
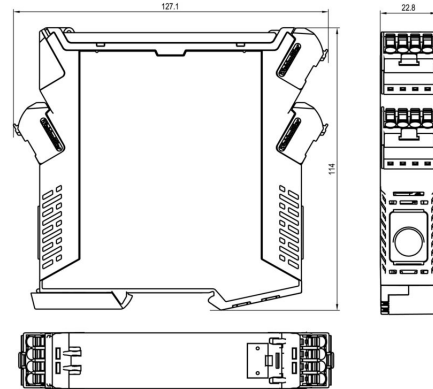
ACT20P-CMT-10-AO-RC-P

Weidmüller Interface GmbH & Co. KG
 Klingenbergstraße 26
 D-32758 Detmold
 Germany

Drawings

www.weidmueller.com

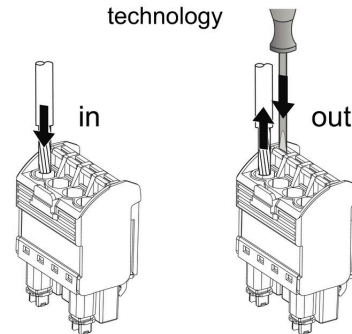
Dimensioned drawing



Configuration

DIP switch S1		DIP switch S2	
Current input range	1 2 3 4 5 6 7 8	Output range	1 2 3 4 5 6 7 8
0...5 A	<input type="checkbox"/>	0...10 V	<input type="checkbox"/>
0...10 A	<input checked="" type="checkbox"/>	2...10 V	<input type="checkbox"/>
Measuring method	1 2 3 4 5 6 7 8	0...5 V	<input type="checkbox"/>
True RMS	<input type="checkbox"/>	1...5 V	<input type="checkbox"/>
Arithmetic average	<input checked="" type="checkbox"/>	-5...+5 V	<input type="checkbox"/>
Alarm delay time	1 2 3 4 5 6 7 8	-10...+10 V	<input type="checkbox"/>
0 s	<input type="checkbox"/>	0...20 mA	<input type="checkbox"/>
2 s	<input type="checkbox"/>	-20...+20 mA	<input type="checkbox"/>
5 s	<input type="checkbox"/>	Alarm relay action	1 2 3 4 5 6 7 8
10 s	<input checked="" type="checkbox"/>	Energized	<input type="checkbox"/>
Measuring range monitoring	1 2 3 4 5 6 7 8	De-energized	<input checked="" type="checkbox"/>
Yes	<input type="checkbox"/>	Alarm hysteresis	1 2 3 4 5 6 7 8
No	<input checked="" type="checkbox"/>	5 %	<input type="checkbox"/>
Output error action	1 2 3 4 5 6 7 8	10 %	<input checked="" type="checkbox"/>
Upscale	<input type="checkbox"/>	Alarm type	1 2 3 4 5 6 7 8
Downscale	<input checked="" type="checkbox"/>	High alarm	<input type="checkbox"/>
Transfer function	1 2 3 4 5 6 7 8	Low alarm	<input checked="" type="checkbox"/>
Normal	<input type="checkbox"/>		
Inverse	<input checked="" type="checkbox"/>		

PUSH IN technology



ACT20P-CMT-10-AO-RC-P

Weidmüller Interface GmbH & Co. KG
Klingenbergstraße 26
D-32758 Detmold
Germany

Drawings

www.weidmueller.com



example for DIP switch setting (with ACT20 tool)

ACT20P-CMT-10-AO-RC-P

Weidmüller Interface GmbH & Co. KG
 Klingenbergstraße 26
 D-32758 Detmold
 Germany

Accessories

www.weidmueller.com

Blank



ESG is the tried-and-tested marker in MultiCard format for use on many well-known electrical devices. The result is high-quality device marking with a high-contrast appearance.

Various types are available for devices from manufacturers like Siemens, ABB, Beckhoff etc.

Advantages at a glance:

- Tags for universal usage, self-adhesive or clip-on tags, depending on type
- For aligned equipment, e.g. circuit breakers, we supply ESG markers for clipping onto tag rails
- Individual laser-quality printing according to specifications

For custom printing: Please send us a file of our labeling software M-Print PRO or M-Print PRO Online (without installation) for your labeling specifications.

General ordering data

Type	ESG 8/13.5/43.3 SAI AU	Version	
Order No.	1912130000	ESG, Device markers x 13.5 mm, PA 66, Colour: Transparent, pluggable	
GTIN (EAN)	4032248541164		
Qty.	5 ST		
Type	ESG 6.6/20 BHZ 5.00/04	Version	
Order No.	1082540000	ESG, Device markers x 20 mm, PA 66, Colour: white, pluggable	
GTIN (EAN)	4032248845439		
Qty.	200 ST		