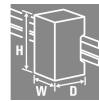


PRO MAX3 960W 24V 40A

Weidmüller Interface GmbH & Co. KG
 Klingenbergstraße 26
 D-32758 Detmold
 Germany

www.weidmueller.com



PROmax offers diverse solutions for demanding automation.

Our high performance and durable PROmax switch-mode power supply units are designed for especially demanding requirements. PROmax reliably copes with continuous overload of up to 20% or short-term peak loads of 300% occurring with high control cabinet temperatures.

High boost capability and full power are also made possible in a wide temperature range. Our switch-mode power supply units can be used around the world and are also suitable for confined spaces thanks to their low width. Together with our uninterruptible DC USPs, the diode modules or CAP modules, you can create a power supply solution that is tailored to your requirements.

General ordering data

Version	Power supply, switch-mode power supply unit, 24 V
Order No.	1478200000
Type	PRO MAX3 960W 24V 40A
GTIN (EAN)	4050118286076
Qty.	1 items

PRO MAX3 960W 24V 40A


Weidmüller Interface GmbH & Co. KG
 Klingenbergstraße 26
 D-32758 Detmold
 Germany

www.weidmueller.com

Technical data

Approvals

Approvals



ROHS	Conform
UL File Number Search	UL Website
Certificate No. (cURus)	E255651
Certificate no. (cULus)	E258476
Certificate no. (cULusEX)	E470829

Dimensions and weights

Depth	150 mm	Depth (inches)	5.9055 inch
Height	130 mm	Height (inches)	5.1181 inch
Width	140 mm	Width (inches)	5.5118 inch
Net weight	3400 g		

Temperatures

Storage temperature	-40 °C...85 °C	Operating temperature	-25 °C...70 °C
Humidity at operating temperature	5...95 %, no condensation	Start-up	≥ -40 °C

Environmental Product Compliance

RoHS Compliance Status	Compliant with exemption
RoHS Exemption (if applicable/known)	7a, 7cl
REACH SVHC	Lead 7439-92-1
SCIP	6d8cdf22-8230-4af8-86c8-3558c716666d

Rated data UL

Certificate No. (cURus)	E255651
-------------------------	---------

Input

Connection system	Screw connection	
AC input voltage range	3 x 320...3 x 575 V AC / 2 x 360...2 x 575 V AC	
Recommended back-up fuse	6...8 A, char. C circuit breaker	
Frequency range AC	45...65 Hz	
Rated input voltage	3x 400...3x 500 V AC (wide-range input)	
Surge protection	Varistor	
Input fuse (internal)	Yes	
DC input voltage range	450...800 V DC	
Inrush current	max. 25 A	
Current consumption in relation to the input voltage	Voltage type	3-phase AC
	Input voltage	400 V
	Input current	1.6 A
	Voltage type	3-phase AC
	Input voltage	500 V
	Input current	1.3 A
	Voltage type	DC

PRO MAX3 960W 24V 40A

Weidmüller Interface GmbH & Co. KG

 Klingenbergstraße 26
 D-32758 Detmold
 Germany

www.weidmueller.com

Technical data

	Input voltage	800 V
	Input current	1.4 A
	Voltage type	DC
	Input voltage	450 V
	Input current	2.4 A
Nominal power consumption	1027 VA	

Output

Output power	960 W	Connection system	Screw connection
Rated output voltage	24 V DC \pm 1 %	Residual ripple, breaking spikes	<50 mVss @ UNenn, Full Load
Parallel connection option	yes, max. 3	Output voltage, max.	29.5 V
Output voltage, min.	22.5 V	Output voltage, note	(adjustable via potentiometer)
Nominal output current for Unom	40 A @ 60 °C	Protection against inverse voltage	Yes
Continuous output current @ UNominal	48 A @ 45°C, 30 A @ 70°C		

General data

AC failure bridging time @ Inom	min. 20 ms
Degree of efficiency	93.5%
Protection degree	IP20
Surge voltage category	III
Status indication	LED red/green and relay (\geq 21.6 V DC LED green, relay on/ \leq 20.6 V DC LED red, relay off)
Mounting position, installation notice	Horizontal on TS35 mounting rail. 50 mm of clearance at top & bottom for air circ. Can mount side by side with no space in between.
Housing version	Metal, corrosion resistant
Protection against reverse voltages from the load	30...35 V DC
Current limiting	> 120% IN
Derating	> 60°C / 75% @ 70°C
Power factor	Power factor typical 0.75 Input voltage 400 V Ambient temperature 25 °C Output power 960 W
Earth leakage current, max.	3.5 mA
Power loss, idling	9 W
Short-circuit protection	Yes
Power loss, nominal load	66.7 W
Operating altitude	3000m, 3000-6000m derating, @ 6000m 75% Load

EMC / shock / vibration

Shock resistance IEC 60068-2-27	30 g in all directions	Noise emission in accordance with EN55032	Class B
Interference immunity test acc. to	EN 55024, EN 55032, IEC61000-3-2,-3, IEC61000-4-2,-3,-4,-5,-6,-8,-11	Vibration resistance IEC 60068-2-6	2.3 g

Insulation coordination

Surge voltage category	III	Pollution severity	2
Protection class	I, with PE connection	Insulation voltage, input/output	4 kV
Insulation voltage input / earth	3.5 kV	Insulation voltage output / earth	0.5 kV

PRO MAX3 960W 24V 40A

Weidmüller Interface GmbH & Co. KG
 Klingenbergstraße 26
 D-32758 Detmold
 Germany

www.weidmueller.com

Technical data

Electrical safety (applied standards)

Electrical machine equipment	Acc. to EN60204	Safety extra-low voltage	SELV acc. to IEC 60950-1, PELV according to EN 60204-1, SELV according to EN 62368-1
Safety transformers for switch-mode power supplies	According to EN 61558-2-16		

Connection data (input)

Connection system	Screw connection	Number of terminals	4 for L1/L2/L3/PE
Screwdriver blade	0.8 x 4.0, PZ 1	Conductor cross-section, AWG/kcmil , max.	10 AWG
Conductor cross-section, AWG/kcmil , min.	26 AWG	Wire connection cross section, flexible (input), max.	4 mm ²
Conductor cross-section, flexible , min.	0.22 mm ²	Conductor cross-section, rigid , max.	6 mm ²
Conductor cross-section, rigid , min.	0.18 mm ²	Tightening torque, min.	0.5 Nm
Tightening torque, max.	0.6 Nm		

Connection data (output)

Connection system	Screw connection	Number of terminals	8 (+, -, 11, 13, 14)
Conductor cross-section, AWG/kcmil , max.	8 AWG	Conductor cross-section, AWG/kcmil , min.	22 AWG
Conductor cross-section, flexible , max.	16 mm ²	Conductor cross-section, flexible , min.	0.5 mm ²
Conductor cross-section, rigid , max.	16 mm ²	Conductor cross-section, rigid , min.	0.5 mm ²
Tightening torque, min.	1.2 Nm	Screwdriver blade	1.0 x 5.5
Tightening torque, max.	1.5 Nm		

Signalling

Status indication	LED red/green and relay (≥21.6 V DC LED green, relay on/ ≤20.6 LED red, relay off)	Floating contact	Yes
Contact load (NO contact)	max. 30 V DC / 1 A		

Classifications

ETIM 8.0	EC002540	ETIM 9.0	EC002540
ETIM 10.0	EC002540	ECLASS 14.0	27-04-07-01
ECLASS 15.0	27-04-07-01		

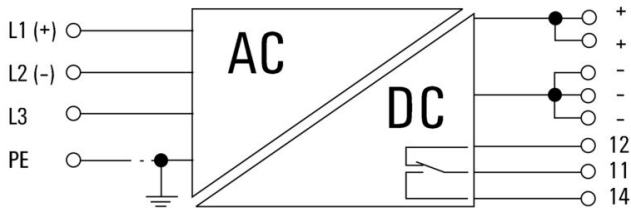
PRO MAX3 960W 24V 40A

Weidmüller Interface GmbH & Co. KG
 Klingenbergstraße 26
 D-32758 Detmold
 Germany

www.weidmueller.com

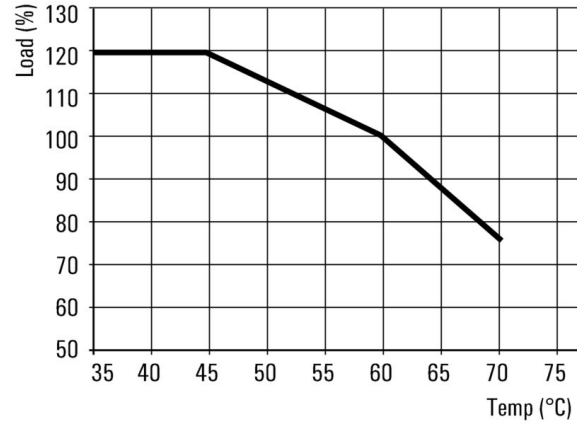
Drawings

Electric symbol

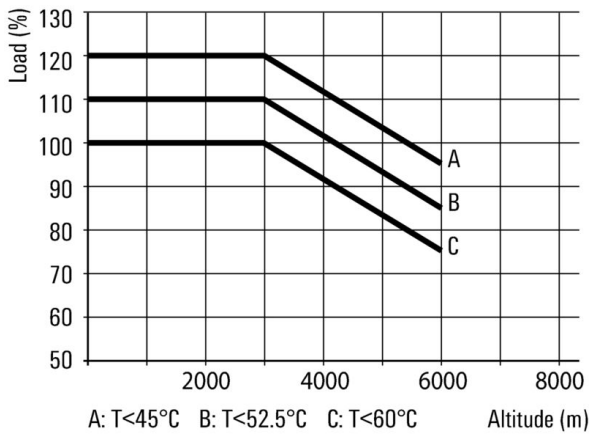


Pay attention to polarity of DC connection

Derating curve



Derating curve




PRO MAX3 960W 24V 40A

Weidmüller Interface GmbH & Co. KG
 Klingenbergstraße 26
 D-32758 Detmold
 Germany

www.weidmueller.com

Accessories

Slotted screwdriver



VDE insulated screwdriver sets, for working on live parts up to 1000 V AC and 1500 V DC, DIN EN 60900. IEC 900. Each piece is "GS" safety tested. Blade made from fully hardened, high-alloy chromium-vanadium-molybdenum steel, gun-metal finish.

General ordering data

Type	SDIS SLIM 1.0X5.5X125	Version	
Order No.	2749630000	Mounting tool, Blade width (B): 5.5 mm, Blade length: 125 mm, Blade thickness (A): 1 mm	
GTIN (EAN)	4050118896374		
Qty.	1 ST		

Crosshead screwdriver, Pozidrive




VDE insulated screwdriver sets, for working on live parts up to 1000 V AC and 1500 V DC, DIN EN 60900. IEC 900. Each piece is "GS" safety tested. Blade made from fully hardened, high-alloy chromium-vanadium-molybdenum steel, gun-metal finish.

General ordering data

Type	SDIK SLIM PZ1 X 80	Version	
Order No.	2749670000	Screwdriver, Blade width (B): 1 mm, 80 mm, Blade thickness (A): 1	
GTIN (EAN)	4050118896411		
Qty.	1 ST		

End bracket



Weidmüller's range of products includes end brackets that guarantee a permanent, reliable mounting on the terminal rail and prevent sliding. Versions with and without screws are available. The end brackets include marking options, also for group markers, and also a test plug holder.

General ordering data

Type	WEW 35/1 V0 GF SW	Version	
Order No.	1478990000	End bracket, black, TS 35, V-0, Wemid, Width: 12 mm, 130 °C	
GTIN (EAN)	4050118286892		
Qty.	50 ST		

PRO MAX3 960W 24V 40A

Weidmüller Interface GmbH & Co. KG
Klingenbergstraße 26
D-32758 Detmold
Germany

www.weidmueller.com

Accessories

Type	WEW 35/2 V0 GF SW	Version	
Order No.	1479000000	End bracket, black, TS 35, V-0, Wemid, Width: 8 mm, 130 °C	
GTIN (EAN)	4050118286779		
Qty.	50 ST		