


SAKC 10/35 2 STB4 KRG**Weidmüller Interface GmbH & Co. KG**Klingenbergstraße 26
D-32758 Detmold
Germany

www.weidmueller.com

Product image

Similar to illustration

In some applications it makes sense to add a test point or a disconnect element to the feed through terminal for testing and safety purposes. With test disconnect terminals you measure electric circuits in the absence of voltage. While the disconnecting points clearance and creepage distance is not assessed in dimensional terms, the specified rated impulse voltage strength must be proven.

General ordering data

Version	Test-disconnect terminal, Screw connection, medium yellow, 10 mm ² , 27 A, 500 V, Number of connections: 2, Number of levels: 1
Order No.	1404620000
Type	SAKC 10/35 2 STB4 KRG
GTIN (EAN)	4008190113445
Qty.	50 items

SAKC 10/35 2 STB4 KRG

Weidmüller Interface GmbH & Co. KG

Klingenbergstraße 26

D-32758 Detmold

Germany

www.weidmueller.com

Technical data

Approvals

Approvals



ROHS Conform

UL File Number Search [UL Website](#)

Certificate No. (UR) E60693

Dimensions and weights

Depth	48.5 mm	Depth (inches)	1.9094 inch
Height	65 mm	Height (inches)	2.5591 inch
Width	12 mm	Width (inches)	0.4724 inch
Net weight	43.54 g		

Temperatures

Storage temperature	-25 °C...55 °C	Ambient temperature	-60 °C...85 °C
Continuous operating temp., min.	-60 °C	Continuous operating temp., max.	130 °C

Environmental Product Compliance

RoHS Compliance Status	Compliant with exemption
RoHS Exemption (if applicable/known)	6c
REACH SVHC	Lead 7439-92-1
SCIP	999cd67e-471e-4085-8dba-1342fcea86de

Material data

Basic material	KrG	Colour	medium yellow
UL 94 flammability rating	V-0, 5VA		

System specifications

Version	Screw connection, Spacer, With sockets, for screwable cross-connection, One end without connector	End cover plate required	Yes
Number of potentials	1	Number of levels	1
Number of clamping points per level	2	Number of potentials per tier	1
Levels cross-connected internally	No	PE connection	No
Mounting rail	TS 35	N-function	No
PE function	No	PEN function	No

Additional technical data

Open sides	right	Installation advice	Direct mounting
Explosion-tested version	No	Type of mounting	Snap-on

CSA rating data

Wire cross section max. (CSA)	10 AWG	Voltage size C (CSA)	600 V
Current size C (CSA)	25 A	Certificate No. (CSA)	12400-186

SAKC 10/35 2 STB4 KRG

Weidmüller Interface GmbH & Co. KG
 Klingenbergstraße 26
 D-32758 Detmold
 Germany

www.weidmueller.com

Technical data

Voltage size D (CSA)	600 V	Current size D (CSA)	5 A
Wire cross section min. (CSA)	20 AWG		

Conductors for clamping (additional connection)

Conductor cross-section, flexible plus plastic collar DIN 46228/1, further connection, max.	10 mm ²	Connection type, additional connection	Screw connection
---	--------------------	--	------------------

Conductors for clamping (rated connection)

Gauge to IEC 60947-1	B6	Wire connection cross section AWG, max.	AWG 6
Connection direction	on side	Tightening torque, max.	2.4 Nm
Tightening torque, min.	1.2 Nm	Stripping length	12 mm
Type of connection 2	Screw connection	Type of connection	Screw connection
Number of connections	2	Clamping range, max.	10 mm ²
Clamping range, min.	0.5 mm ²	Clamping screw	M 4
Blade size	1.0 x 5.5 mm	Wire connection cross section AWG, min.	AWG 14
Wire connection cross-section, finely stranded with wire-end ferrules DIN 46228/4, max.	10 mm ²	Wire connection cross-section, finely stranded with wire-end ferrules DIN 46228/4, min.	0.5 mm ²
Wire connection cross-section, finely stranded with wire-end ferrules DIN 46228/1, max.	10 mm ²	Wire connection cross-section, finely stranded with wire-end ferrules DIN 46228/1, min.	0.5 mm ²
Wire connection cross section, finely stranded, max.	10 mm ²	Wire connection cross section, finely stranded, min.	0.5 mm ²
Connection cross-section, stranded, max.	10 mm ²	Connection cross-section, stranded, min.	0.5 mm ²
Torque level with DMS electric screwdriver	4	Wire connection cross-section, solid core, max.	16 mm ²
Wire connection cross-section, solid core, min.	0.5 mm ²	Connection cross-section, finely stranded, min.	0.5 mm ²

General

Wire connection cross section AWG, max.	AWG 6	Installation advice	Direct mounting
Wire connection cross section AWG, min.	AWG 14	Standards	IEC 60947-7-1
Mounting rail	TS 35		

Rating data

Rated cross-section	10 mm ²	Rated voltage	500 V
Rated DC voltage	500 V	Nominal current	27 A
Current at maximum wires	27 A	Standards	IEC 60947-7-1
Volume resistance according to IEC 60947-7-x	0.56 mΩ	Rated impulse withstand voltage	6 kV
Power loss in accordance with IEC 60947-7-x	1.82 W	Pollution severity	3

UL rating data

Conductor size Factory wiring max. (UR)	8 AWG	Current size C (UR)	25 A
Voltage size C (UR)	600 V	Conductor size Factory wiring min. (UR)	26 AWG
Certificate No. (UR)	E60693	Conductor size Field wiring min. (UR)	22 AWG
Conductor size Field wiring max. (UR)	8 AWG		

SAKC 10/35 2 STB4 KRG

Weidmüller Interface GmbH & Co. KG
Klingenbergstraße 26
D-32758 Detmold
Germany

www.weidmueller.com

Technical data

Classifications

ETIM 8.0	EC000902	ETIM 9.0	EC000902
ETIM 10.0	EC000902	ECLASS 14.0	27-25-01-09
ECLASS 15.0	27-25-01-09		

SAKC 10/35 2 STB4 KRG

Weidmüller Interface GmbH & Co. KG
 Klingenbergstraße 26
 D-32758 Detmold
 Germany

www.weidmueller.com

Accessories

Cross-connections



The distribution or multiplication of a potential to adjoining terminal blocks is realized via a cross-connection. Additional wiring effort can be easily avoided. Even if the poles are broken out, contact reliability in the terminal blocks is still ensured. Our portfolio offers pluggable and screwable cross-connection systems for modular terminal blocks.

General ordering data

Type	QL 2 SAKA10	Version
Order No.	0135500000	Cross-connector (terminal), when screwed in, grey, 32 A, Number of poles: 2, Pitch in mm (P): 12.00, Insulated: No, Width: 19.9 mm
GTIN (EAN)	4008190099404	
Qty.	50 ST	
Type	QL 3 SAKA10	Version
Order No.	0135600000	Cross-connector (terminal), when screwed in, grey, 36 A, Number of poles: 3, Pitch in mm (P): 12.00, Insulated: No, Width: 31.8 mm
GTIN (EAN)	4008190032081	
Qty.	50 ST	

Disconnect plugs



In contrast to the terminal blocks with integrated disconnect lever, our disconnect plugs can be completely detached or removed from the terminal block and the respective application and offer a flexible alternative solution to our standard disconnectors.

General ordering data

Type	QL 4 SAKA10	Version
Order No.	0135700000	Cross-connector (terminal), when screwed in, grey, 36 A, Number of poles: 4, Pitch in mm (P): 12.00, Insulated: No, Width: 43.7 mm
GTIN (EAN)	4008190118822	
Qty.	50 ST	
Type	QL 10 SAKA10	Version
Order No.	0338500000	Cross-connector (terminal), when screwed in, grey, 57 A, Number of poles: 10, Pitch in mm (P): 6.00, Insulated: No, Width: 115.1 mm
GTIN (EAN)	4008190063313	
Qty.	20 ST	

SAKC 10/35 2 STB4 KRG

Weidmüller Interface GmbH & Co. KG
 Klingenbergstraße 26
 D-32758 Detmold
 Germany

Accessories

www.weidmueller.com

End plates and partition plates



Partition plates and end plates are essential accessories for terminal blocks. Partition plates provide optical and electrical separation of different potentials and functional groups, increasing safety and ensuring a clear structure inside the control cabinet. End plates close the terminal block row on the sides, protect against contact with live parts, and ensure a clean, stable finish. Both components are precisely matched to the respective Weidmüller terminal block series, contributing to safe, compliant, and professional wiring.

General ordering data

Type	AP SAKB/C/T KRG	Version
Order No.	0146720000	End plate for terminals, dark beige, yellow, Height: 65 mm, Width: 3 mm, V-0, KrG, Snap-on: Yes
GTIN (EAN)	4008190027995	
Qty.	20 ST	
Type	TW SAKB/C/T	Version
Order No.	0242920000	Partition plate (terminal), beige, Height: 75 mm, Width: 3 mm, V-2, KrG
GTIN (EAN)	4008190069933	
Qty.	20 ST	
Type	TW SAKB/C/T1	Version
Order No.	0242960000	Partition plate (terminal), beige, Height: 75 mm, Width: 1.5 mm, V-2, KrG
GTIN (EAN)	4008190104092	
Qty.	20 ST	

Testadapter and testsockets



Test adapters and test plugs are used for the electrical connection between terminal blocks and the test equipment. In this way, an electrical contact can be established in the wired state and measurements can be done easily.

General ordering data

Type	PS 4 F.STB 4	Version
Order No.	0299600000	Test adapter (terminal), 230 V
GTIN (EAN)	4008190074043	
Qty.	20 ST	
Type	STB 13.5/D6/4/M4 SAKA10	Version
Order No.	0135200000	SAK Series, Socket
GTIN (EAN)	4008190172862	
Qty.	50 ST	

SAKC 10/35 2 STB4 KRG

Weidmüller Interface GmbH & Co. KG
 Klingenbergstraße 26
 D-32758 Detmold
 Germany

www.weidmueller.com

Accessories

Mounting support




We offer a broad portfolio of mounting support for easy handling and supplementation of our products. From various tools to insulating sleeves and various screws, our components are matched to each other down to the last detail and thus facilitate assembly in compliance with the respective standards and protective regulations.

General ordering data

Type	SS M4 D 128-A 4	Version	
Order No.	0136400000	Lock washer, Copper	
GTIN (EAN)	4008190118143		
Qty.	100 ST		
Type	BFSC M4X20	Version	
Order No.	0362800000	Mounting screw (Terminal), 4.00 mm, Steel, Depth: 7 mm, Width: 7	
GTIN (EAN)	4008190114053	mm, Height: 20 mm	
Qty.	100 ST		

Cross-connections



The distribution or multiplication of a potential to adjoining terminal blocks is realized via a cross-connection. Additional wiring effort can be easily avoided. Even if the poles are broken out, contact reliability in the terminal blocks is still ensured. Our portfolio offers pluggable and screwable cross-connection systems for modular terminal blocks.

General ordering data

Type	VH 13.6/6.3/4.3	Version	
Order No.	0299700000	Connecting sleeve (terminal), when screwed in, Width: 7 mm, Height:	
GTIN (EAN)	4008190018313	7 mm, Depth: 13.6 mm, Number of poles: 1, Cu Zn	
Qty.	50 ST		

SAKC 10/35 2 STB4 KRG

Weidmüller Interface GmbH & Co. KG
 Klingenbergstraße 26
 D-32758 Detmold
 Germany

Accessories

www.weidmueller.com

Custom printing



The Dekafix (DEK) marker is the universal marker for all conductor and plug-in connectors as well as for electronic sub-assemblies. The system is ideal for short number sequences and covers a wide range of ready-printed markers.

Strips for fast installation in only one work step. The printing is easy to read, rich in contrast and available in various widths.

- Large range of ready-to-use markers
 - Strips for fast installation
 - Terminal markers, suitable for all Weidmüller cable connectors
 - Available as blank MultiCard or with standard printing
- For custom printing: Please send us a file of our labeling software M-Print PRO or M-Print PRO Online (without installation) for your labeling specifications.

General ordering data

Type	DEK 5/6.5 MC SDR	Version	
Order No.	1609850000		Dekafix, Terminal marker, 5 x 6.5 mm, Pitch in mm (P): 6.50
GTIN (EAN)	4008190456610		Weidmueller, To customer specification
Qty.	180 ST		

Blank



The Dekafix (DEK) marker is the universal marker for all conductor and plug-in connectors as well as for electronic sub-assemblies. The system is ideal for short number sequences and covers a wide range of ready-printed markers.

Strips for fast installation in only one work step. The printing is easy to read, rich in contrast and available in various widths.

- Large range of ready-to-use markers
 - Strips for fast installation
 - Terminal markers, suitable for all Weidmüller cable connectors
 - Available as blank MultiCard or with standard printing
- For custom printing: Please send us a file of our labeling software M-Print PRO or M-Print PRO Online (without installation) for your labeling specifications.

General ordering data

Type	DEK 5/6.5 MC NE WS	Version	
Order No.	1609840000		Dekafix, Terminal marker, 5 x 6.5 mm, Pitch in mm (P): 6.50
GTIN (EAN)	4008190203429		Weidmueller, white
Qty.	900 ST		

SAKC 10/35 2 STB4 KRG

Weidmüller Interface GmbH & Co. KG
 Klingenbergstraße 26
 D-32758 Detmold
 Germany

www.weidmueller.com

Accessories

SchT group marker carrier



The SchT 5 S group tag carriers are clipped directly onto the TS 32 mounting rail (G-rail) or the TS 35 mounting rail (top-hat rail). It is therefore possible to label the terminal strip irrespective of the terminal and the type of terminal. SchT 5 and SchT 5 S are fitted with ESO 5, STR 5 protective strips.


The SchT 7 is a hinged group tag carrier for inlay tags which enables easy access to the clamping screw. The SchT 7 is fitted with ESO 7, STR 7 protective strips or DEK 5.

Inlay tags and protective strips can be found under "Accessories".

General ordering data

Type	SCHT 7	Version	
Order No.	0517960000	SCHT, Terminal marker, 39.3 x 8 mm, Pitch in mm (P): 7.00	
GTIN (EAN)	4008190001742	Weidmueller, white	
Qty.	20 ST		

Marker holder



The marker holder offer the possibility of additional mounting of standard markers with a pitch of 5 or 5.1 mm. The angled holders can be optionally snapped together and could be mounted in all standard marking channels of the Klippon® Connect modular terminal blocks. Fitting marker types could be found under the respective accessories of the designation marking holder.

General ordering data

Type	BZT 1 WS 10/5	Version	
Order No.	1805490000	Accessories, Marker holder	
GTIN (EAN)	4032248270231		
Qty.	100 ST		
Type	BZT 1 ZA WS 10/5	Version	
Order No.	1805520000	Accessories, Marker holder	
GTIN (EAN)	4032248270248		
Qty.	100 ST		