


WDU 70N/35 IR**Weidmüller Interface GmbH & Co. KG**

Klingenbergstraße 26

D-32758 Detmold

Germany

www.weidmueller.com**Product image**

More and more components need to be housed within a confined space, in switchgear and panels. As part of the power feed-in, connecting conductors is becoming increasingly challenging, especially for large cross-sections. Our comprehensive range of connection solutions also enables convenient wiring in challenging space conditions. The compact design and the combination of many practical handling benefits make the supply of power to switchgear and panels simple, efficient, and space-saving.

General ordering data

Version	Feed-through terminal block, Screw connection, dark beige, 70 mm ² , 192 A, 1000 V, Number of connections: 2
Order No.	1393420000
Type	WDU 70N/35 IR
GTIN (EAN)	4050118495089
Qty.	10 items
Delivery status	This article will no longer be available in the future.
Last order date	2027-04-30T00:00:00+02:00
Alternative product	WDU 70N/35

WDU 70N/35 IR

Weidmüller Interface GmbH & Co. KG
Klingenbergstraße 26
D-32758 Detmold
Germany

www.weidmueller.com

Technical data

Approvals

Approvals



ROHS Conform

UL File Number Search [UL Website](#)

Certificate No. (cURus) E60693

Dimensions and weights

Depth	85 mm	Depth (inches)	3.3464 inch
Depth including DIN rail	86 mm	Height	75 mm
Height (inches)	2.9527 inch	Width	20.5 mm
Width (inches)	0.8071 inch	Net weight	119.23 g

Temperatures

Storage temperature	-25 °C...55 °C	Ambient temperature	-60 °C...85 °C
Continuous operating temp., min.	-60 °C	Continuous operating temp., max.	130 °C

Environmental Product Compliance

RoHS Compliance Status	Compliant without exemption		
REACH SVHC	No SVHC above 0.1 wt%		
Product Carbon Footprint	Cradle to gate	0.988 kg CO2 eq.	

Material data

Basic material	Wemid	Colour	dark beige
UL 94 flammability rating	V-0		

System specifications

Version	Screw connection, for screwable cross-connection, in closed state	End cover plate required	No
Number of potentials	1	Number of levels	1
Number of clamping points per level	2	Number of potentials per tier	1
Levels cross-connected internally	No	PE connection	No
Mounting rail	TS 35	N-function	No
PE function	No	PEN function	Yes

Additional technical data

Open sides	closed	Number of similar terminals	1
Installation advice	Direct mounting	Explosion-tested version	No
Type of mounting	Snap-on		

Conductors for clamping (additional connection)

Connection type, additional connection Screw connection

WDU 70N/35 IR

Weidmüller Interface GmbH & Co. KG
 Klingenbergstraße 26
 D-32758 Detmold
 Germany

www.weidmueller.com

Technical data

Conductors for clamping (rated connection)

Gauge to IEC 60947-1	B 11	Wire connection cross section AWG, max.	AWG 0
Connection direction	on side	Tightening torque, max.	12 Nm
Tightening torque, min.	8 Nm	Stripping length	22 mm
Type of connection	Screw connection	Number of connections	2
Clamping range, max.	95 mm ²	Clamping range, min.	16 mm ²
Clamping screw	M 8	Blade size	TX 40
Wire connection cross section AWG, min.	AWG 6	Wire connection cross-section, finely stranded with wire-end ferrules DIN 46228/4, max.	50 mm ²
Wire connection cross-section, finely stranded with wire-end ferrules DIN 46228/4, min.	16 mm ²	Wire connection cross-section, finely stranded with wire-end ferrules DIN 46228/1, max.	70 mm ²
Wire connection cross-section, finely stranded with wire-end ferrules DIN 46228/1, min.	16 mm ²	Wire connection cross section, finely stranded, max.	70 mm ²
Wire connection cross section, finely stranded, min.	16 mm ²	Connection cross-section, stranded, max.	95 mm ²
Connection cross-section, stranded, min. 16 mm ²		Wire connection cross-section, solid core, max.	16 mm ²
Wire connection cross-section, solid core, min.	16 mm ²		

General

Wire connection cross section AWG, max.	AWG 0	Installation advice	Direct mounting
Wire connection cross section AWG, min.	AWG 6	Standards	IEC 60947-7-1
Mounting rail	TS 35		

PE rating data

PEN function	Yes
--------------	-----

Rating data

Rated cross-section	70 mm ²	Rated voltage	1000 V
Rated DC voltage	1000 V	Nominal current	192 A
Current at maximum wires	232 A	Standards	IEC 60947-7-1
Volume resistance according to IEC 60947-7-x	0.17 mΩ	Rated impulse withstand voltage	8 kV
Power loss in accordance with IEC 60947-7-x	6.14 W	Pollution severity	3

UL rating data

Conductor size Factory wiring max. (cURus)	0 AWG	Certificate No. (cURus)	E60693
Conductor size Field wiring min. (cURus)	6 AWG	Conductor size Factory wiring min. (cURus)	6 AWG
Voltage size C (cURus)	600 V	Current size C (cURus)	150 A
Conductor size Field wiring max. (cURus)	0 AWG		

Classifications

ETIM 8.0	EC000897	ETIM 9.0	EC000897
ETIM 10.0	EC000897	ECLASS 14.0	27-25-01-01

Technical data

ECLASS 15.0

27-25-01-01

Drawings



WDU 70N/35 IR

Weidmüller Interface GmbH & Co. KG
 Klingenbergstraße 26
 D-32758 Detmold
 Germany

www.weidmueller.com

Accessories

Cross connector



The distribution or multiplication of a potential to adjoining terminal blocks is realized via a cross-connection. Additional wiring effort can be easily avoided. Even if the poles are broken out, contact reliability in the terminal blocks is still ensured. Our portfolio offers pluggable and screwable cross-connection systems for modular terminal blocks.

General ordering data

Type	WQV 70N/2	Version
Order No.	9512240000	Cross-connector (terminal), when screwed in, Silver grey, 192 A,
GTIN (EAN)	4008190403928	Number of poles: 2, Pitch in mm (P): 20.50, Insulated: No, Width: 9.5
Qty.	5 ST	mm
Type	WQV 70N/3	Version
Order No.	9512250000	Cross-connector (terminal), when screwed in, Silver grey, 192 A,
GTIN (EAN)	4008190403935	Number of poles: 3, Pitch in mm (P): 20.50, Insulated: No, Width: 9.5
Qty.	5 ST	mm
Type	WQV 70N/4	Version
Order No.	9531290000	Cross-connector (terminal), when screwed in, Silver grey, 192 A,
GTIN (EAN)	4008190351243	Number of poles: 4, Pitch in mm (P): 20.50, Insulated: No, Width: 9.5
Qty.	5 ST	mm

End bracket



Weidmüller's range of products includes end brackets that guarantee a permanent, reliable mounting on the terminal rail and prevent sliding. Versions with and without screws are available. The end brackets include marking options, also for group markers, and also a test plug holder.

General ordering data

Type	WEW 35/1	Version
Order No.	1059000000	End bracket, dark beige, TS 35, V-2, Wemid, Width: 12 mm, 100 °C
GTIN (EAN)	4008190172282	
Qty.	50 ST	

WDU 70N/35 IR

Weidmüller Interface GmbH & Co. KG
 Klingenbergstraße 26
 D-32758 Detmold
 Germany

www.weidmueller.com

Accessories

auxillary connection




The additional connection enables a separate voltage tap. This can be used, for example, for the emergency power supply before the main switch or simply as an additional connection within the application.

General ordering data

Type	WZAD 70N	Version	
Order No.	1964830000	Auxiliary connection (terminal), 6 mm ² , Number of connections: 1	
GTIN (EAN)	4032248651474		
Qty.	5 ST		

Warning cover



Warning covers with a flash symbol provide more safety for man and machine. They are used where external voltage must be indicated within the application.

General ordering data

Type	WAD 20 GE WSD	Version	
Order No.	9512260000	Terminal marking, yellow, Pitch in mm (P): 18.00, Printed characters: Symbols, horizontal	
GTIN (EAN)	4008190403942		
Qty.	10 ST		

Socket wrench sets



Allen key made from fully hardened, high-alloy chromium-vanadium- steel, acc. to DIN ISO 2936 L (DIN 911), high-quality refined surface.

General ordering data

Type	TH-S 9-40	Version	
Order No.	9008880000	socket wrenches	
GTIN (EAN)	4032248266630		
Qty.	1 ST		

WDU 70N/35 IR

Weidmüller Interface GmbH & Co. KG
 Klingenbergstraße 26
 D-32758 Detmold
 Germany

www.weidmueller.com

Accessories

Blank



The Dekafix (DEK) marker is the universal marker for all conductor and plug-in connectors as well as for electronic sub-assemblies. The system is ideal for short number sequences and covers a wide range of ready-printed markers.

Strips for fast installation in only one work step. The printing is easy to read, rich in contrast and available in various widths.

- Large range of ready-to-use markers
 - Strips for fast installation
 - Terminal markers, suitable for all Weidmüller cable connectors
 - Available as blank MultiCard or with standard printing
- For custom printing: Please send us a file of our labeling software M-Print PRO or M-Print PRO Online (without installation) for your labeling specifications.

General ordering data

Type	DEK 5/5 MC NE WS	Version
Order No.	1609801044	Dekafix, Terminal marker, 5 x 5 mm, Pitch in mm (P): 5.00
GTIN (EAN)	4008190397111	Weidmueller, white
Qty.	1000 ST	
Type	WS 12/5 MC NE WS	Version
Order No.	1609860000	WS, Terminal marker, 12 x 5 mm, Pitch in mm (P): 5.00 Weidmueller,
GTIN (EAN)	4008190203481	Allen-Bradley, white
Qty.	720 ST	

Marker holder



The marker holder offer the possibility of additional mounting of standard markers with a pitch of 5 or 5.1 mm. The angled holders can be optionally snapped together and could be mounted in all standard marking channels of the Klippon® Connect modular terminal blocks. Fitting marker types could be found under the respective accessories of the designation marking holder.

General ordering data

Type	BZT 1 WS 10/5	Version
Order No.	1805490000	Accessories, Marker holder
GTIN (EAN)	4032248270231	
Qty.	100 ST	
Type	BZT 1 ZA WS 10/5	Version
Order No.	1805520000	Accessories, Marker holder
GTIN (EAN)	4032248270248	
Qty.	100 ST	

WDU 70N/35 IR

Weidmüller Interface GmbH & Co. KG
 Klingenbergstraße 26
 D-32758 Detmold
 Germany

www.weidmueller.com

Accessories

WS 12/5



WS/ DEK

MultiMark terminal markers use an innovative composite material made from two components. The hard base contour of the marker snaps securely into the connector. The elastic surface finish makes the marker easy to mount. This specially punched material enables the strips to be stretched to accommodate the slight variations in spacing that tend to add up, especially with long terminal blocks. Another advantage: the excellent printability of the surface material guarantees durable and wear-resistant labelling. A print resolution of 300 dpi also produces a very legible script.


Your benefits with MultiMark

- Firm hold and durable printing
- Continuous strips save installation time
- Easy mounting thanks to an innovative composite material
- Large label field for optimal legibility
- High flexibility thanks to manufacturer independence

General ordering data

Type	WS 12/5 MM WS	Version	
Order No.	2007190000	WS, Terminal marker, 12 x 5 mm, Weidmueller, white	
GTIN (EAN)	4050118392036		
Qty.	800 ST		

Cross connector



The distribution or multiplication of a potential to adjoining terminal blocks is realized via a cross-connection. Additional wiring effort can be easily avoided. Even if the poles are broken out, contact reliability in the terminal blocks is still ensured. Our portfolio offers pluggable and screwable cross-connection systems for modular terminal blocks.

General ordering data

Type	WQB PEN 70N	Version	
Order No.	1079700000	Cross-connector (terminal), when screwed in, Silver grey, 192 A,	
GTIN (EAN)	4008190370114	Number of poles: 2, Pitch in mm (P): 20.50, Insulated: No, Width:	
Qty.	5 ST	30.4 mm	