


CH20M12 B BUS BK/BK 2010

Weidmüller Interface GmbH & Co. KG
 Klingenbergstraße 26
 D-32758 Detmold
 Germany

www.weidmueller.com

Product image



The basic element of the modular CH20M housing offers a number of advantages that make it an excellent choice for your projects. With special cut-outs for bus and FE contacts, it is particularly flexible and adaptable.

Another plus point is the option of laser printing on the housing, which offers you high precision and individual design options. A wide range of colors is also available so that you can design the housing entirely according to your wishes.

The CH20M housing is also suitable for standard mounting rails, which makes installation and integration into existing systems easier.

General ordering data

Version	Modular housing, OMNIMATE Housing - series CH20M black, Base element, Recess in detent foot area for BUS contact, Width: 12.5 mm
Order No.	1366350000
Type	CH20M12 B BUS BK/BK 2010
GTIN (EAN)	4050118167863
Qty.	14 items

CH20M12 B BUS BK/BK 2010

Weidmüller Interface GmbH & Co. KG
 Klingenbergstraße 26
 D-32758 Detmold
 Germany

www.weidmueller.com

Technical data

Approvals

ROHS	Conform
------	---------

Dimensions and weights

Depth	108 mm	Depth (inches)	4.252 inch
Height	109.3 mm	Height (inches)	4.3031 inch
Width	12.5 mm	Width (inches)	0.4921 inch
Net weight	30.79 g		

Temperatures

Ambient temperature	-25 °C...85 °C	Operating temperature range	-40...120 °C
Humidity	5 - 93% rel. humidity, Tu = 40°C, no condensation		

Environmental Product Compliance

RoHS Compliance Status	Compliant without exemption
REACH SVHC	No SVHC above 0.1 wt%

Material data

UL 94 flammability rating	V-0	Insulating material	PA 66 GF 30
Insulating material group	I	Surface finish	untreated
Basic material	Plastic	Comparative Tracking Index (CTI)	600 ≤ CTI

General data

Colour	black	Protection degree	IP20 in installed state
Mounting rail	TS 35	Colour chart (similar)	RAL 9011
Encapsulation option	No		

Assembly properties

Number of slots for female connectors of6 the mounted assembly, max.		Number of PCBs, max.	1
Number of connection levels, max.	3	Number of poles, max.	12
Height of components on the PCB, max.	6.1 mm	Type of assembly of the PCB	double-sided

Mechanical tests

According to Standard	DIN EN 61373:1999 (shock and vibration)		
Test conditions	five housings installed in a row, 100g additional weight on the PCB		
Proved axles	X, Y, Z		
Shock test	General test advices	All mechanical tests were tested on exemplary setup, or in view of depending regulation. The specified results do not replace approval relevant tests. They are just orientation values.	
	Test category	1	
	Number of shocks per axle	3 in positive and negative direction	
	Shock duration	30 ms	
	Acceleration horizontal	30.00 m/s ²	
	Acceleration vertical	30.00 m/s ²	
	Acceleration longitudinal	50.00 m/s ²	
Vibration test	Test category	1B	
	Test duration	5 hours per axle	

CH20M12 B BUS BK/BK 2010

Weidmüller Interface GmbH & Co. KG
 Klingenbergstraße 26
 D-32758 Detmold
 Germany

www.weidmueller.com

Technical data

Effective acceleration 7.9 m/s²

Thermal tests

Thermal tests	General test advices	All thermal tests were tested on exemplary setup, or in view of depending regulation. The specified results do not replace approval relevant tests. They are just orientation values.
	Test conditions	seven housings installed in a row - no spacing
	Test axles	horizontal
	Ambient temperature	80 °C
	Power dissipation, max.	0.8 W
	Ambient temperature	60 °C
	Power dissipation, max.	1.35 W
	Ambient temperature	40 °C
	Power dissipation, max.	1.9 W
Ambient temperature	20 °C	
Power dissipation, max.	2.65 W	

Component properties

Color of clip-on foot	black	Cut out in clip-on foot area as preparation for	BUS-contact, contact not included!
Number of connection levels, max.	3		

Design - IN requirements

Tolerance for the PCB shape	±0.1 mm	PCB thickness	1.6 mm
Tolerance of circuit board thickness	±0.15 mm		

Individualization options

Customer specific labelling possible	Yes	Customer specific order process	See guideline under downloads
Alternative colours	More on request	Processing possibilities	Laser processing

Important note

Product information	Circuit board contour, restricted zones, and other information for the design in of the circuit board can be found in the category connection technology under the corresponding male headers in the downloads.
---------------------	---

Classifications

ETIM 8.0	EC001031	ETIM 9.0	EC001031
ETIM 10.0	EC001031	ECLASS 14.0	27-19-06-01
ECLASS 15.0	27-19-06-01		


CH20M12 B BUS BK/BK 2010

Weidmüller Interface GmbH & Co. KG
Klingenbergstraße 26
D-32758 Detmold
Germany

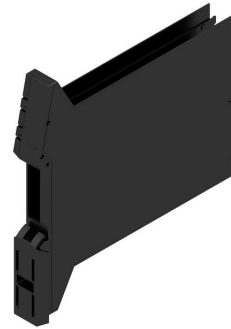
www.weidmueller.com

Drawings

Product image



Product benefits



Base element including BUS cut-out

Dimensioned drawing

