

More performance. Simplified.

u-remote.Weidmüller u-remote – our innovative remote I/O concept with IP 20 which focuses purely on user benefits: tailored planning, faster installation, safer start-up, and no more downtime for considerably improved performance and greater productivity.

Reduce the size of your cabinets with u-remote, thanks to the narrowest modular design on the market and the need for fewer power-feed modules. Our u-remote technology offers tool-free assembly while the modular “sandwich” design and integrated web server speed up installation, both in the cabinet and machine. Status LEDs on the channel and each u-remote module enable reliable diagnosis and rapid service.

Our products boost the availability of your machines and systems, and ensure smooth processes, from planning to operation.

u-remote stands for “More Performance.” Simplified.

General ordering data

Version	Remote I/O fieldbus coupler, IP20, Ethernet, EtherCAT
Order No.	1334910000
Type	UR20-FBC-EC
GTIN (EAN)	4050118138283
Qty.	1 items

Technical data

Approvals

Approvals



ROHS	Conform
UL File Number Search	UL Website
Certificate no. (cULus)	E141197
Certificate no. (cULusEX)	E223527

Dimensions and weights

Depth	76 mm	Depth (inches)	2.9921 inch
Height	120 mm	Height (inches)	4.7244 inch
Width	52 mm	Width (inches)	2.0472 inch
Mounting dimension - height	128 mm	Net weight	227 g

Temperatures

Storage temperature	-40 °C ... +85 °C	Operating temperature	-20 °C...60 °C
---------------------	-------------------	-----------------------	----------------

Environmental Product Compliance

RoHS Compliance Status	Compliant with exemption
RoHS Exemption (if applicable/known)	7a, 7cl
REACH SVHC	Lead 7439-92-1, 6,6'-di-tert-butyl-2,2'-methylenedi-p-cresol 119-47-1
SCIP	6e2691a1-14ad-497d-95a2-4457373ed84f

Connection data

Wire cross-section, finely stranded, max. AWG 16 (AWG)	Wire cross-section, finely stranded, min. AWG 26 (AWG)
Wire cross-section, solid, max. (AWG)	Wire cross-section, solid, min. (AWG)
Type of connection	PUSH IN
Wire cross-section, solid, min.	0.14 mm ²
Wire connection cross section, finely stranded, min.	0.14 mm ²
	Wire cross-section, solid, max.
	Wire connection cross section, finely stranded, max.

General data

Vibration resistance	5 Hz ≤ f ≤ 8.4 Hz: 3.5-mm amplitude as per IEC 60068-2-6, 8.4 Hz ≤ f ≤ 150 Hz: 1 g acceleration as per IEC 60068-2-6	UL 94 flammability rating	V-0
Test voltage	500 V	Surge voltage category	II

UR20-FBC-EC

Weidmüller Interface GmbH & Co. KG

Klingenbergstraße 26

D-32758 Detmold

Germany

www.weidmueller.com

Technical data

Pollution severity	2	Mounting rail	TS 35
Air pressure (operation)	≥ 795 hPa (height ≤ 2000 m) as per DIN EN 61131-2	Air humidity (transport)	10% to 95%, non-condensing as per DIN EN 61131-2
Air pressure (transport)	1013 hPa (height 0 m) to 700 hPa (height 3000 m) as per DIN EN 61131-2	Air pressure (storage)	1013 hPa (height 0 m) to 700 hPa (height 3000 m) as per DIN EN 61131-2
Air humidity (operation)	10% to 95%, non-condensing as per DIN EN 61131-2	Air humidity (storage)	10% to 95%, non-condensing as per DIN EN 61131-2
Shock	15 g over 11 ms, half sinus wave, acc. to IEC 60068-2-27		

Power supply

Supply voltage	24 V DC +20 %/ -15 %, via the system bus	Feed current for the system, max.	4 A
Feed current for IIN (input current path), 10 A max.		Current consumption from I _{sys} , typ.	130 mA
Supply voltage for outputs	24 V DC +20 %/ -15 %	Supply voltage system and inputs	24 V DC +20 %/ -15 %
Feed current for IOUT (output current path), max.	10 A		

System data

Module type	Bus coupler	Interface	u-remote system bus
Process data	1024 Byte	max. number of modules	64
Configuration interface	Micro USB 2.0	Connection type	2x RJ45 plug-in connectors
Field bus protocol	EtherCAT	Transmission rate of field bus, max.	100 Mbit/s
Transmission speed of system bus, max.	48 Mbit/s	Parameter data	4 kByte
Diagnostic data	3200 Byte		

Important note

Product information The matching end brackets are included with the coupler.

Classifications

ETIM 6.0	EC001603	ETIM 7.0	EC001603
ETIM 8.0	EC001603	ETIM 9.0	EC001603
ETIM 10.0	EC001603	ECLASS 9.0	27-24-26-07
ECLASS 9.1	27-24-26-07	ECLASS 10.0	27-24-26-07
ECLASS 11.0	27-24-26-07	ECLASS 12.0	27-24-26-07
ECLASS 13.0	27-24-26-07	ECLASS 14.0	27-24-26-07
ECLASS 15.0	27-24-26-07		

Tender specification sheets

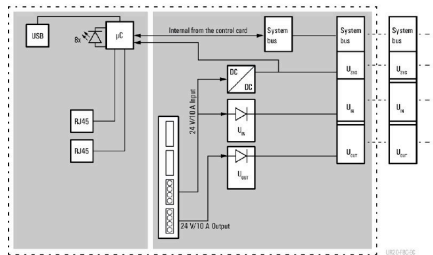
Long specification	EtherCAT field bus coupler with integrated 2-port switch, 100 Mbit/s for digital and analogue signals. The field bus coupler recognises the installed modules and uses them to generate a process image. The module sequence is not relevant. The field bus
--------------------	---

Technical data

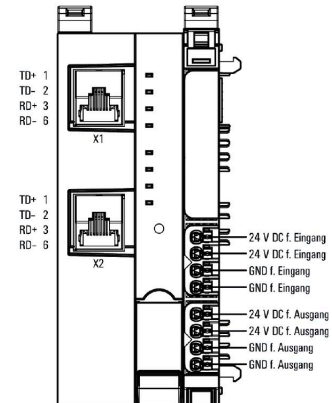
coupler is integrated into an application as an EtherCAT I/O device.
Connection system: PUSH-IN terminal
Transmission medium: Fieldbus
transmission rate: 100 Mbit
Transmission rate of the u-remote system bus: 48 Mbit
Bus interface: 2 x RJ45
Voltage supply: 24 VDC +25% / -15%
Feed-in current for system: 4 A
Feed-in current for input modules: 10 A
Feed-in current for output modules: 10 A
Internal current consumption: 130 mA
Process data: 8 kByte
Parameter data: 1024 bytes
Diagnostic data: 1024 bytes
Number of I/O points: Number of I/O stations: Number of modules: max. 64
Protocol: EtherCAT
Start-up aid: web server
Configuration interface: USB
Protection degree: IP20
Mounting position: horizontal, vertical with derating - see manual
Efficiency of the power supply unit: Potential separation: between system path, input and output paths
Current via power contacts: 10 A on input and on output paths
Storage temperature: -40°C - +85°C
Operating temperature: -20°C - +60°C
Relative humidity: 10% - 90%, non-condensing
Weight: 220 g
Dimensions (WxHxD): 52 mm x 120 mm x 76 mm
Approvals: UL, Ex, Brand: Weidmüller
Type: UR20-FBC-EC

Drawings

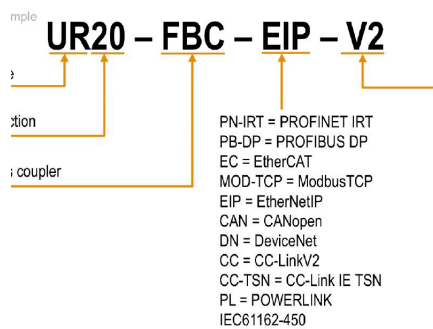
Block diagram



Connection diagram



Explanation of abbreviations



UR20-FBC-EC

Weidmüller Interface GmbH & Co. KG

Klingenbergstraße 26


D-32758 Detmold

Germany

www.weidmueller.com

Accessories

Accessories




System accessory

Discover a wide range of accessories for your u-remote system - the ideal addition to make your applications even more efficient and flexible.

General ordering data

Type	UR20-EBK-ACC	Version
Order No.	1346610000	End bracket, ,
GTIN (EAN)	4050118151596	
Qty.	5 ST	
Type	UR20-SM-ACC	Version
Order No.	1339920000	Cover, ,
GTIN (EAN)	4050118144727	
Qty.	20 ST	


Blank



General ordering data

Type	PM 2.7/2.6 MC NE WS	Version
Order No.	1323710000	OMNIMATE Signal - series PM, Pusher markers, 2.7 x 2.6 mm, Pitch
GTIN (EAN)	4050118126778	in mm (P): 3.50 Weidmueller, white
Qty.	960 ST	

Custom printing



UR20-FBC-EC

Weidmüller Interface GmbH & Co. KG

Klingenbergstraße 26

D-32758 Detmold

Germany

www.weidmueller.com

Accessories

General ordering data

Type	PM 2.7/2.6 MC SDR	Version	
Order No.	1323700000	OMNIMATE Signal - series PM, Pusher markers, 2.7 x 2.6 mm, Pitch	
GTIN (EAN)	4050118126761	in mm (P): 3.50 Weidmueller, To customer specification	
Qty.	192 ST		

Blank



The Dekafix (DEK) marker is the universal marker for all conductor and plug-in connectors as well as for electronic sub-assemblies. The system is ideal for short number sequences and covers a wide range of ready-printed markers.

Strips for fast installation in only one work step. The printing is easy to read, rich in contrast and available in various widths.

- Large range of ready-to-use markers
 - Strips for fast installation
 - Terminal markers, suitable for all Weidmüller cable connectors
 - Available as blank MultiCard or with standard printing
- For custom printing: Please send us a file of our labeling software M-Print PRO or M-Print PRO Online (without installation) for your labeling specifications.

General ordering data

Type	DEK 5/8-11.5 MC NE WS	Version	
Order No.	1341630000	Dekafix, Terminal marker, 5 x 8 mm, Pitch in mm (P): 8.00	
GTIN (EAN)	4050118145946	Weidmueller, white	
Qty.	500 ST		

Custom printing



The Dekafix (DEK) marker is the universal marker for all conductor and plug-in connectors as well as for electronic sub-assemblies. The system is ideal for short number sequences and covers a wide range of ready-printed markers.

Strips for fast installation in only one work step. The printing is easy to read, rich in contrast and available in various widths.

- Large range of ready-to-use markers
 - Strips for fast installation
 - Terminal markers, suitable for all Weidmüller cable connectors
 - Available as blank MultiCard or with standard printing
- For custom printing: Please send us a file of our labeling software M-Print PRO or M-Print PRO Online (without installation) for your labeling specifications.

General ordering data

Type	DEK 5/8-11.5 MC SDR	Version	
Order No.	1341610000	Dekafix, Terminal marker, 5 x 8 mm, Pitch in mm (P): 8.00	
GTIN (EAN)	4050118146059	Weidmueller, To customer specification	
Qty.	100 ST		


UR20-FBC-EC

Weidmüller Interface GmbH & Co. KG
 Klingenbergstraße 26
 D-32758 Detmold
 Germany

www.weidmueller.com

Accessories

Accessories



System accessory

Discover a wide range of accessories for your u-remote system - the ideal addition to make your applications even more efficient and flexible.

General ordering data

Type	IE-USB-A-MICRO-1.8M	Version	
Order No.	1487980000	USB cable, USB A, USB Micro, PVC, 1.8 m	
GTIN (EAN)	4050118298451		
Qty.	1 ST		

Crimping tools



Crimping tools for wire end ferrules, with and without plastic collars

- Ratchet guarantees precise crimping
- Release option in the event of incorrect operation

General ordering data

Type	PZ 2.5 S	Version	
Order No.	2903690000	0.14mm ² , 2.5mm ² , Trapezoidal crimp	
GTIN (EAN)	4099986027008		
Qty.	1 ST		

Plugkit



General ordering data

Type	UR20-PK-1334910000-SP	Version	
Order No.	1484440000	Replacement part	
GTIN (EAN)	4050118398519		
Qty.	5 ST		