

SAIL-ZW-VSA-1.0U

Weidmüller Interface GmbH & Co. KG
Klingenbergstraße 26
D-32758 Detmold
Germany

www.weidmueller.com

Product image**General ordering data**

Version	Valve cable (assembled), Straight plug - valve plug, Design A (18 mm), M12 = A-coded, Cable length: 1 m, PUR, black
Order No.	1332340100
Type	SAIL-ZW-VSA-1.0U
GTIN (EAN)	4050118137668
Qty.	1 items

SAIL-ZW-VSA-1.0U

Weidmüller Interface GmbH & Co. KG
 Klingenbergstraße 26
 D-32758 Detmold
 Germany

www.weidmueller.com

Technical data

Approvals

Approvals



ROHS Conform

Dimensions and weights

Net weight 170 g

Environmental Product Compliance

RoHS Compliance Status Compliant
 REACH SVHC Lead 7439-92-1
 SCIP e8d8af70-4c85-4483-bc8c-9bc5b598e2a9

Technical specifications for cable

Cable length	1 m	Sheathing colour	black
Suitable for cable carriers	Yes	Core cross-section	0.34 mm ²
Shielded	No	Halogen	No
Acceleration	5 m/s ²	Bending radius, min., moving	10 x cable diameter
Bending radius, min., stationary	5 x cable diameter	Bending cycles	3 Mio
Sheath material	PUR	Torsion resistance	180 °/m
Temperature range, stationary	-40...90 °C	Resistant to welding beads	Yes
Temperature range, moving	-30...90 °C	Number of poles	5

General technical data

Coding	Design A (18 mm), M12 = A-coded	Connection thread	M12 plug
LED	Yes	Version	Straight plug - valve plug
Contact material	CuSn, silver-plated, CuZn, Gold-plated	Nominal voltage	24 V
Nominal current	4 A	AF size	13 mm
Protection degree	IP65, IP67, IP68, when screwed in	Plugging cycles	≥ 100
Threaded ring material	Brass, nickel-plated	All valve plugs are fitted with protective circuits	Suppressor diode
Temperature range of housing	-30...+90 °C	Tightening torque	Mounting screw M3: 0.4 Nm, M12: 1.0 Nm

Classifications

ETIM 8.0	EC001855	ETIM 9.0	EC001855
ETIM 10.0	EC001855	ECLASS 14.0	27-06-03-12
ECLASS 15.0	27-06-03-12		

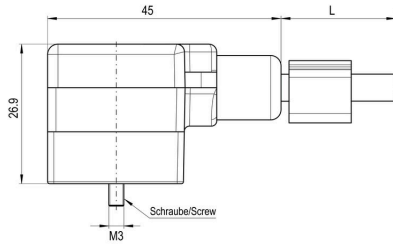
SAIL-ZW-VSA-1.0U

Weidmüller Interface GmbH & Co. KG
 Klingenbergstraße 26
 D-32758 Detmold
 Germany

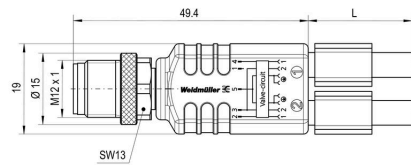
www.weidmueller.com

Drawings

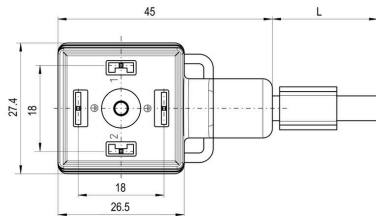
Dimensioned drawing



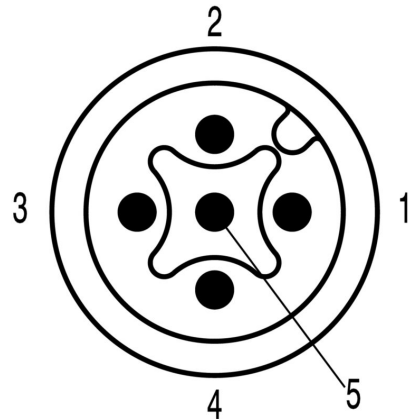
Dimensioned drawing



Pole scheme



Pole scheme



Wiring diagram



24VAC/DC_4A