


Product image

To feed through power, signal, and data is the classical requirement in electrical engineering and panel building. The insulating material, the connection system and the design of the terminal blocks are the differentiating features. A feed-through terminal block is suitable for joining and/or connecting one or more conductors. They could have one or more connection levels that are on the same potential or insulated against one another.

General ordering data

Version	Bolt-type screw terminals, Feed-through terminal, Rated cross-section: 120 mm ² , Threaded stud connection
Order No.	1319080000
Type	WF 12/32
GTIN (EAN)	4050118317220
Qty.	25 items

Technical data

Approvals

Approvals



ROHS	Conform
------	---------

Dimensions and weights

Depth	77 mm	Depth (inches)	3.0315 inch
Height	67 mm	Height (inches)	2.6378 inch
Width	32 mm	Width (inches)	1.2598 inch
Net weight	102.2 g		

Temperatures

Storage temperature	-25 °C...55 °C	Ambient temperature	-5 °C...40 °C
Continuous operating temp., min.	-50 °C	Continuous operating temp., max.	120 °C

Environmental Product Compliance

RoHS Compliance Status	Compliant without exemption
REACH SVHC	No SVHC above 0.1 wt%

Material data

Basic material	Wemid	Colour	dark beige
UL 94 flammability rating	V-0		

System specifications

Version	Single-stud terminals	End cover plate required	No
Number of potentials	1	Number of levels	1
Number of clamping points per level	1	Levels cross-connected internally	No
PE connection	No	Mounting rail	TS 32

Additional technical data

Explosion-tested version	No	Type of mounting	Snap-on
--------------------------	----	------------------	---------

Conductors for clamping (rated connection)

Cable lug to DIN 46234	6...120 mm ²	Cable lug to DIN 46235	10...95 mm ²
Wire connection cross section AWG, max.	kcmil 250	Connection direction	on side
Tightening torque, max.	31 Nm	Tightening torque, min.	14 Nm
Type of connection	Threaded stud connection	Number of connections	1
Clamping range, max.	120 mm ²	Clamping range, min.	6 mm ²
Wire connection cross section AWG, min.	AWG 8	Wire connection cross-section, finely stranded with wire-end ferrules DIN 46228/4, min.	6 mm ²
Wire connection cross-section, finely stranded with wire-end ferrules DIN 46228/1, min.	6 mm ²	Wire connection cross section, finely stranded, max.	120 mm ²
Wire connection cross section, finely stranded, min.	6 mm ²	Connection cross-section, stranded, max.	120 mm ²

Technical data

Connection cross-section, stranded, min. 6 mm ²		Stud size for spade connection	M 12
Wire connection cross-section, solid core, max.	120 mm ²	Wire connection cross-section, solid core, min.	6 mm ²
Connection cross-section, finely stranded, min.	6 mm ²	2 x cable lugs DIN 46 235	10...95 mm ²
2 x cable lugs DIN 46 234	6 to 120 mm ²		

General

Wire connection cross section AWG, max.	kcmil 250	Wire connection cross section AWG, min.	AWG 8
Standards	IEC 60947-7-1	Mounting rail	TS 32

Rating data

Rated cross-section	120 mm ²	Rated voltage	1000 V
Rated DC voltage	1000 V	Voltage with epoxy resin partition plate	2300 V
Nominal current	269 A	Current at maximum wires	269 A
Standards	IEC 60947-7-1	Volume resistance according to IEC 60947-7-x	0.12 mΩ
Rated impulse withstand voltage	8 kV	Impulse voltage with epoxy resin partition plate	12 kV
Power loss in accordance with IEC 60947-7-x	8.61 W	Pollution severity	3

Classifications

ETIM 6.0	EC000897	ETIM 7.0	EC000897
ETIM 8.0	EC000897	ETIM 9.0	EC000897
ETIM 10.0	EC000897	ECLASS 9.0	27-14-11-20
ECLASS 9.1	27-14-11-20	ECLASS 10.0	27-14-11-20
ECLASS 11.0	27-14-11-20	ECLASS 12.0	27-14-11-20
ECLASS 13.0	27-25-01-01	ECLASS 14.0	27-25-01-01
ECLASS 15.0	27-25-01-01		



Accessories

Cross-connections



The distribution or multiplication of a potential to adjoining terminal blocks is realized via a cross-connection. Additional wiring effort can be easily avoided. Even if the poles are broken out, contact reliability in the terminal blocks is still ensured. Our portfolio offers pluggable and screwable cross-connection systems for modular terminal blocks.

General ordering data

Type	WQL 2 WF12	Version
Order No.	1781030000	Bolt-type screw terminals, Cross-connector, Number of poles: 2
GTIN (EAN)	4032248219438	
Qty.	5 ST	
Type	WQL 3 WF12	Version
Order No.	1781040000	Bolt-type screw terminals, Cross-connector, Number of poles: 3
GTIN (EAN)	4032248241224	
Qty.	5 ST	

End plates and partition plates




End plates are fitted to the open side of the last modular terminal before the end bracket. The use of an end plate ensures the function of the modular terminal and the specified rated voltage. It guarantees protection against contact with live parts and makes the final terminal finger-proof.

General ordering data

Type	WTW WF6-WF12	Version
Order No.	1781240000	Bolt-type screw terminals, Partition plate, dark beige, 2.5 mm
GTIN (EAN)	4032248241156	
Qty.	20 ST	
Type	WTW WF10/WF12	Version
Order No.	1780890000	Bolt-type screw terminals, Partition plate, dark beige, 3 mm
GTIN (EAN)	4032248219391	
Qty.	20 ST	
Type	WTW WF10/WF12 2300	Version
Order No.	1780920000	Bolt-type screw terminals, Partition plate, grey, 2 mm
GTIN (EAN)	4032248241149	
Qty.	20 ST	

Accessories

End bracket



Weidmüller's range of products includes end brackets that guarantee a permanent, reliable mounting on the terminal rail and prevent sliding. Versions with and without screws are available. The end brackets include marking options, also for group markers, and also a test plug holder.

General ordering data

Type	WEW 35/2	Version
Order No.	1061200000	End bracket, dark beige, TS 35, HB, Wemid, Width: 8 mm, 100 °C
GTIN (EAN)	4008190030230	
Qty.	50 ST	

Protection against contact



Our systems for touch protection ensure greater safety in your cabinet. They provide protection against electric shock caused by accidental contact with live parts due to operation or faults.

General ordering data

Type	ADP WF10/WF12	Version
Order No.	1780940000	Bolt-type screw terminals, Cover profile, Transparent, 1000 mm
GTIN (EAN)	4032248241255	
Qty.	1 M	
Type	HA ADP WF6/WF10	Version
Order No.	1781050000	Bolt-type screw terminals, Cover profile, dark beige, 2.2 mm
GTIN (EAN)	4032248241231	
Qty.	10 ST	

Cross-connections




The distribution or multiplication of a potential to adjoining terminal blocks is realized via a cross-connection. Additional wiring effort can be easily avoided. Even if the poles are broken out, contact reliability in the terminal blocks is still ensured. Our portfolio offers pluggable and screwable cross-connection systems for modular terminal blocks.

Accessories

General ordering data

Type	SMSE WF10/2XM6	Version
Order No.	1868880000	Bolt-type screw terminals, Busbar, Number of poles:
GTIN (EAN)	4032248499755	
Qty.	10 ST	

Blank



WS markers are the perfect match for the W-series connectors. Thanks to their system compatibility, the WS tags can also be used with the I-series and the Z-series. The large marking surfaces do not only permit long character strings but also multi-line text. WS markers are ideal for labels with long, customised character strings. Thanks to the proven MultiCard format, printing with PrintJet CONNECT oder/or Plotter is possible.


- Can be fitted in strips or individually
- Markers in proven MultiCard format

For custom printing: Please send us a file of our labeling software M-Print PRO or M-Print PRO Online (without installation) for your labeling specifications.

General ordering data

Type	WS 15/5 MC NE WS	Version
Order No.	1609880000	WS, Terminal marker, 15 x 5 mm, Pitch in mm (P): 5.00 Weidmueller,
GTIN (EAN)	4008190203504	Allen-Bradley, white
Qty.	480 ST	
Type	DEK 5/6 MC NE WS	Version
Order No.	1609820000	Dekafix, Terminal marker, 5 x 6 mm, Pitch in mm (P): 6.00
GTIN (EAN)	4008190203436	Weidmueller, white
Qty.	1000 ST	

Marker holder



The marker holder offer the possibility of additional mounting of standard markers with a pitch of 5 or 5.1 mm. The angled holders can be optionally snapped together and could be mounted in all standard marking channels of the Klippon® Connect modular terminal blocks. Fitting marker types could be found under the respective accessories of the designation marking holder.

General ordering data

Type	BZT 1 WS 10/5	Version
Order No.	1805490000	Accessories, Marker holder
GTIN (EAN)	4032248270231	
Qty.	100 ST	
Type	BZT 1 ZA WS 10/5	Version
Order No.	1805520000	Accessories, Marker holder
GTIN (EAN)	4032248270248	
Qty.	100 ST	

Accessories**DEK 5/6****WS/ DEK**

MultiMark terminal markers use an innovative composite material made from two components. The hard base contour of the marker snaps securely into the connector. The elastic surface finish makes the marker easy to mount. This specially punched material enables the strips to be stretched to accommodate the slight variations in spacing that tend to add up, especially with long terminal blocks. Another advantage: the excellent printability of the surface material guarantees durable and wear-resistant labelling. A print resolution of 300 dpi also produces a very legible script.

Your benefits with MultiMark

- Firm hold and durable printing
- Continuous strips save installation time
- Easy mounting thanks to an innovative composite material
- Large label field for optimal legibility
- High flexibility thanks to manufacturer independence

General ordering data

Type	DEK 5/6 MM WS	Version
Order No.	2007120000	Dekafix, Terminal marker, 5 x 6 mm, Weidmueller, white
GTIN (EAN)	4050118392104	
Qty.	600 ST	