

UR20-1COM-232-485-422

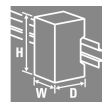
Weidmüller Interface GmbH & Co. KG

Klingenbergstraße 26

D-32758 Detmold

Germany

www.weidmueller.com



Digital counter and communication modules 100/500 kHz; 32-bit counter resolution; individual channel diagnosis Incremental and absolute value encoders have become indispensable in today's automated systems. Developed especially for these applications, Weidmüller offers you various counter modules that can accept an input frequency up to 500 kHz. The synchronous-serial interface (SSI) module allows high precision positioning tasks to be realised with absolute value encoders. The module can be parameterised for listening or master mode operation in order to cope with all fields of application. A module with pulse input is available to you for frequency measurement up to 100 kHz and the UR20-1CNT-500 offers an input that can accept frequencies up to 500 kHz. The UR20-2CNT-100 module has two independent counter inputs; it is supplemented with the UR20-1CNT-100-1DO module with one counter, which however offers additional options thanks to a latch, gate and reset input. This allows external control of the counter. In addition, this module can trigger an immediate event via a digital output using a set reference value. The UR20-1COM-232-485-422 module offers you extended communication options; for example devices can be integrated consistently in u-remote systems via an RS232, RS485 or RS422 interface. The UR20-1COM-SAI-PRO module presents a solution for connecting the control cabinet to the field. This gateway allows the integra-

tion of up to 15 decentral IP67 SAI-PRO Subbus modules per u-remote module.

The module electronics supply the connected sensors with power from the input current path (UIN).

The IO-Link master UR20-4COM-IO-LINK-V2 (older version: UR20-4COM-IO-LINK) supplements the u-remote platform with intelligent sensor technology. With four IO-Link channels (short-circuit-proof, with individual channel and module diagnostics) and support from the web-based u-mation configurator, it enables easy parameterisation and integration of smart field devices.

General ordering data

Version	Remote I/O module, IP20, 1-channel, RS232/RS485/RS422 communication, PUSH IN connection
Order No.	1315750000
Type	UR20-1COM-232-485-422
GTIN (EAN)	4050118118858
Qty.	1 items

Technical data

Approvals

Approvals



ROHS	Conform
UL File Number Search	UL Website
Certificate no. (cULus)	E141197
Certificate no. (cULusEX)	E223527

Dimensions and weights

Depth	76 mm	Depth (inches)	2.9921 inch
Height	120 mm	Height (inches)	4.7244 inch
Width	11.5 mm	Width (inches)	0.4528 inch
Mounting dimension - height	128 mm	Net weight	87.03 g

Temperatures

Storage temperature	-40 °C ... +85 °C	Operating temperature	-20 °C...60 °C
---------------------	-------------------	-----------------------	----------------

Environmental Product Compliance

RoHS Compliance Status	Compliant with exemption		
RoHS Exemption (if applicable/known)	7a, 7cl		
REACH SVHC	Lead 7439-92-1		
SCIP	82327f13-cd27-455a-ab5b-a62e1996dcf8		
Product Carbon Footprint	Cradle to gate	8,507 kg CO2 eq.	

IO-Link interface

Number of IO-Link interfaces	0	Individual channel diagnosis of IO-Link interfaces available	No
------------------------------	---	--	----

Connection data

Wire cross-section, finely stranded, max. (AWG)	AWG 16	Wire cross-section, finely stranded, min. (AWG)	AWG 26
Wire cross-section, solid, max. (AWG)	AWG 16	Wire cross-section, solid, min. (AWG)	AWG 26
Type of connection	PUSH IN	Wire cross-section, solid, max.	1.5 mm ²
Wire cross-section, solid, min.	0.14 mm ²	Wire connection cross section, finely stranded, max.	1.5 mm ²
Wire connection cross section, finely stranded, min.	0.14 mm ²		

UR20-1COM-232-485-422

Weidmüller Interface GmbH & Co. KG
 Klingenbergstraße 26
 D-32758 Detmold
 Germany

www.weidmueller.com

Technical data

General data

Vibration resistance	5 Hz ≤ f ≤ 8.4 Hz: 3.5-mm amplitude as per IEC 60068-2-6, 8.4 Hz ≤ f ≤ 150 Hz: 1 g acceleration as per IEC 60068-2-6	UL 94 flammability rating	V-0
Test voltage	500 V	Surge voltage category	II
Pollution severity	2	Mounting rail	TS 35
Air pressure (operation)	≥ 795 hPa (height ≤ 2000 m) as per DIN EN 61131-2	Air humidity (transport)	10% to 95%, non-condensing as per DIN EN 61131-2
Air pressure (transport)	1013 hPa (height 0 m) to 700 hPa (height 3000 m) as per DIN EN 61131-2	Air pressure (storage)	1013 hPa (height 0 m) to 700 hPa (height 3000 m) as per DIN EN 61131-2
Air humidity (operation)	10% to 95%, non-condensing as per DIN EN 61131-2	Air humidity (storage)	10% to 95%, non-condensing as per DIN EN 61131-2
Shock	15 g over 11 ms, half sinus wave, acc. to IEC 60068-2-27		

IP67 interface

Output current, supply voltage max. 500 mA

Power supply

Supply voltage	24 V DC +20 %/ -15 %, via the system bus	Current consumption from IIN (the respective power segment)	16 mA + load
Current consumption from I _{sys} , typ.	8 mA		

RS interface

Output current, supply voltage	max. 500 mA	Standards RS232	DIN 66020, DIN 66259, EIA-RS 232C, CCITT V.24/V.28
Standards RS485/422	DIN 66259 Part 1 und 3, EIA-RS 422/485, CCITT V.11		

System data

Module type	Functional module	Interface	u-remote system bus
Galvanic isolation	500 V DC between the current paths	Output current	0.5 A
Field bus protocol	PROFINET IRT, PROFINET RT, PROFIBUS DP-V1, EtherCAT, Modbus/TCP, EtherNet/IP, CANopen, DeviceNet, POWERLINK, CC-Link, CC-Link IE TSN, IEC 61162-450	Transmission speed of system bus, max.	48 MBit/s

Classifications

ETIM 8.0	EC001604	ETIM 9.0	EC001604
ETIM 10.0	EC001604	ECLASS 14.0	27-24-26-08
ECLASS 15.0	27-24-26-08		

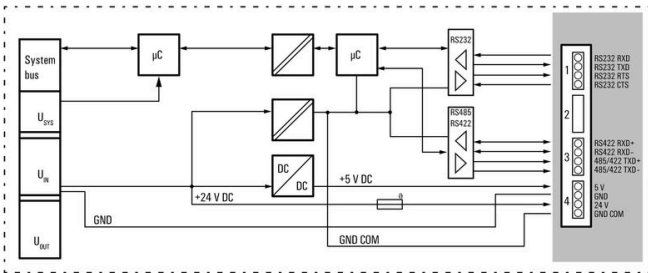
UR20-1COM-232-485-422

Weidmüller Interface GmbH & Co. KG
 Klingenbergstraße 26
 D-32758 Detmold
 Germany

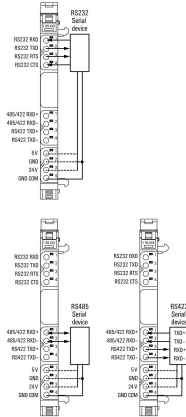
www.weidmueller.com

Drawings

Block diagram



Connection diagram



Explanation of abbreviations

Digital communication- modules

