

## UR20-2PWM-PN-0.5A

Weidmüller Interface GmbH &amp; Co. KG

Klingenbergstraße 26

D-32758 Detmold

Germany

www.weidmueller.com



Pulse width modulation and stepper motor modules As part of the u-remote system, Weidmüller offers a specialised solution for controlling small motors with a current requirement of 0.5 A to 2 A, which can also be used to control valve flaps. The pulse width modulation modules can be adjusted within the switching frequencies up to 40 kHz and the modules can also be switched in the motor control with the aid of push/pull output stages, e.g. to change the direction of rotation. Weidmüller's stepper motor module is efficient and flexible for use in the automation of robots, handling systems or placement machines with stepper motors. Variably adjustable operating parameters as well as a wide range supply from 12 V DC to 50 V DC make the module flexibly applicable for various target applications. Six integrated, parameterizable encoder or digital inputs and two digital outputs with 0.5 A make the control module a complete solution in the smallest of spaces. As with all modules of the u-remote system, the features are convincing - from the modular design and exchangeable electronics to the removable and pluggable terminal strip. The module electronics supplies the connected actuators from the output current path (UOUT)

## General ordering data

Version	Remote I/O module, IP20, Digital signals, PWM, 0.5 A per channel
Order No.	<a href="#">131560000</a>
Type	UR20-2PWM-PN-0.5A
GTIN (EAN)	4050118118629
Qty.	1 items

UR20-2PWM-PN-0.5A

Weidmüller Interface GmbH & Co. KG  
 Klingenbergstraße 26  
 D-32758 Detmold  
 Germany

www.weidmueller.com

Technical data

Approvals

Approvals



ROHS	Conform
UL File Number Search	<a href="#">UL Website</a>
Certificate no. (cULus)	E141197
Certificate no. (cULusEX)	E223527

Dimensions and weights

Depth	76 mm	Depth (inches)	2.9921 inch
Height	120 mm	Height (inches)	4.7244 inch
Width	11.5 mm	Width (inches)	0.4528 inch
Mounting dimension - height	128 mm	Net weight	85 g

Temperatures

Storage temperature	-40 °C ... +85 °C	Operating temperature	-20 °C...60 °C
---------------------	-------------------	-----------------------	----------------

Environmental Product Compliance

RoHS Compliance Status	Compliant with exemption		
RoHS Exemption (if applicable/known)	7a, 7cI		
REACH SVHC	Lead 7439-92-1, Diboron trioxide 1303-86-2, Lead monoxide 1317-36-8		
SCIP	b5ed5bad-cbfe-4ad3-903c-fc3d1093a415		
Product Carbon Footprint	Cradle to gate	8,058 kg CO2 eq.	

digital outputs

Short-circuit-proof	Yes		
Number of digital outputs	2		
Accuracy	1 Bit		
Type	DO PWM push / pull		
Resolution	32 Bit		
Feedback-free	Yes		
Max. response time, low	100 ns		
Output current per channel, max.	500 mA		
Simultaneity factor	min.	0 %	
	nominal	100 %	
	max.	100 %	
Pulse duty factor	0--100% push/pull or push, parameterisable		
Switching frequency, resistive load	Static, 6 Hz ... 40 kHz		
Switching frequency, inductive load	Static, 6 Hz ... 40 kHz		
Module diagnosis	Yes		
Switching frequency, lamp load	Static, 6 Hz ... 40 kHz		
Individual channel diagnosis	No		

## UR20-2PWM-PN-0.5A

**Weidmüller Interface GmbH & Co. KG**

Klingenbergstraße 26  
D-32758 Detmold  
Germany

www.weidmueller.com

### Technical data

Output current as per application	min.	0 mA
	nominal	1000 mA
	max.	1000 mA
Max. response time, high	100 ns	
Data width	2 Byte Input, 12 Byte Output	
Actuator connection	2-wire, 3-wire, 3-wire + FE	
Output current per module, max.	1000 mA	
Actuator supply	min.	0 mA
	nominal	750 mA
	max.	750 mA

### Connection data

Wire cross-section, finely stranded, max. (AWG)	AWG 16	Wire cross-section, finely stranded, min. (AWG)	AWG 26
Wire cross-section, solid, max. (AWG)	AWG 16	Wire cross-section, solid, min. (AWG)	AWG 26
Type of connection	PUSH IN		
Wire cross-section, solid, min.	0.14 mm <sup>2</sup>	Wire cross-section, solid, max.	1.5 mm <sup>2</sup>
Wire connection cross section, finely stranded, min.	0.14 mm <sup>2</sup>	Wire connection cross section, finely stranded, max.	1.5 mm <sup>2</sup>

### General data

Vibration resistance	5 Hz ≤ f ≤ 8.4 Hz: 3.5-mm amplitude as per IEC 60068-2-6, 8.4 Hz ≤ f ≤ 150 Hz: 1 g acceleration as per IEC 60068-2-6	UL 94 flammability rating	V-0
Test voltage	500 V	Surge voltage category	II
Pollution severity	2	Mounting rail	TS 35
Air pressure (operation)	≥ 795 hPa (height ≤ 2000 m) as per DIN EN 61131-2	Air humidity (transport)	10% to 95%, non-condensing as per DIN EN 61131-2
Air pressure (transport)	1013 hPa (height 0 m) to 700 hPa (height 3000 m) as per DIN EN 61131-2	Air pressure (storage)	1013 hPa (height 0 m) to 700 hPa (height 3000 m) as per DIN EN 61131-2
Air humidity (operation)	10% to 95%, non-condensing as per DIN EN 61131-2	Air humidity (storage)	10% to 95%, non-condensing as per DIN EN 61131-2
Shock	15 g over 11 ms, half sinus wave, acc. to IEC 60068-2-27		

### Power supply

Supply voltage	24 V DC +20 %/ -15 %, via the system bus	Current consumption from I <sub>sys</sub> , typ.	8 mA
Current consumption from IO <sub>UT</sub> (the respective power segment)	40 mA		

### System data

Module type	Functional module	Interface	u-remote system bus
Galvanic isolation	500 V DC between the current paths	Field bus protocol	PROFINET IRT, PROFINET RT, PROFIBUS DP-V1, EtherCAT, Modbus/TCP, EtherNet/IP, CANopen, DeviceNet, POWERLINK, CC-Link, CC-Link IE TSN
Transmission speed of system bus, max.	48 Mbit/s	Transmission speed backplane bus, max.	48 Mbit/s

## UR20-2PWM-PN-0.5A

**Weidmüller Interface GmbH & Co. KG**  
Klingenbergstraße 26  
D-32758 Detmold  
Germany

[www.weidmueller.com](http://www.weidmueller.com)

## Technical data

### Important note

Product information This article will no longer be available in the future. Successor: 3036960000 (UR20-2PWM-PN-0.5A-V2)

### Classifications

ETIM 8.0	EC001601	ETIM 9.0	EC001601
ETIM 10.0	EC001601	ECLASS 14.0	27-24-26-05
ECLASS 15.0	27-24-26-05		

**UR20-2PWM-PN-0.5A**

**Weidmüller Interface GmbH & Co. KG**  
 Klingenbergstraße 26  
 D-32758 Detmold  
 Germany

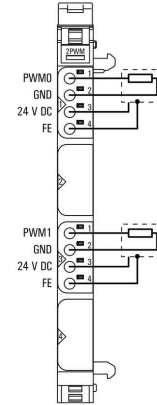
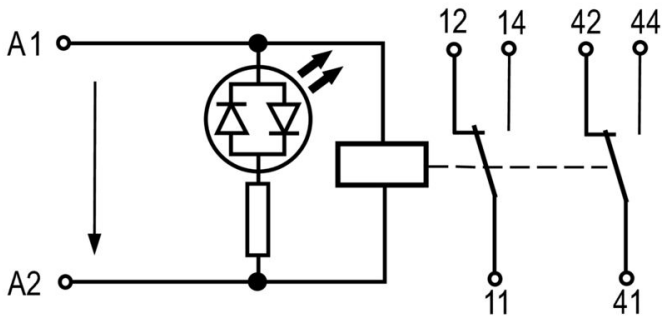
www.weidmueller.com

Drawings

Block diagram


Connection diagram

AC-Version



Explanation of abbreviations

Pulse width modulation modules



## UR20-2PWM-PN-0.5A

**Weidmüller Interface GmbH & Co. KG**  
 Klingenbergstraße 26  
 D-32758 Detmold  
 Germany

www.weidmueller.com

## Accessories

### Accessories



#### System accessory

Discover a wide range of accessories for your u-remote system - the ideal addition to make your applications even more efficient and flexible.

### General ordering data

Type	UR20-EBK-ACC	Version	
Order No.	<a href="#">1346610000</a>	End bracket, ,	
GTIN (EAN)	4050118151596		
Qty.	5 ST		

Type	UR20-SM-ACC	Version	
Order No.	<a href="#">1339920000</a>	Cover, ,	
GTIN (EAN)	4050118144727		
Qty.	20 ST		

### Blank



### General ordering data

Type	PM 2.7/2.6 MC NE WS	Version	
Order No.	<a href="#">1323710000</a>	OMNIMATE Signal - series PM, Pusher markers, 2.7 x 2.6 mm, Pitch	
GTIN (EAN)	4050118126778	in mm (P): 3.50 Weidmueller, white	
Qty.	960 ST		

### Custom printing



## UR20-2PWM-PN-0.5A

**Weidmüller Interface GmbH & Co. KG**  
 Klingenbergstraße 26  
 D-32758 Detmold  
 Germany

www.weidmueller.com

## Accessories

## General ordering data

Type	PM 2.7/2.6 MC SDR	Version	
Order No.	<a href="#">1323700000</a>	OMNIMATE Signal - series PM, Pusher markers, 2.7 x 2.6 mm, Pitch in mm (P): 3.50 Weidmueller, To customer specification	
GTIN (EAN)	4050118126761		
Qty.	192 ST		
Type	DEK 5/8-11.5 MC SDR	Version	
Order No.	<a href="#">1341610000</a>	Dekafix, Terminal marker, 5 x 8 mm, Pitch in mm (P): 8.00 Weidmueller, To customer specification	
GTIN (EAN)	4050118146059		
Qty.	100 ST		

## Blank



The Dekafix (DEK) marker is the universal marker for all conductor and plug-in connectors as well as for electronic sub-assemblies. The system is ideal for short number sequences and covers a wide range of ready-printed markers.

Strips for fast installation in only one work step. The printing is easy to read, rich in contrast and available in various widths.

- Large range of ready-to-use markers
  - Strips for fast installation
  - Terminal markers, suitable for all Weidmüller cable connectors
  - Available as blank MultiCard or with standard printing
- For custom printing: Please send us a file of our labeling software M-Print PRO or M-Print PRO Online (without installation) for your labeling specifications.

## General ordering data

Type	DEK 5/8-11.5 MC NE WS	Version	
Order No.	<a href="#">1341630000</a>	Dekafix, Terminal marker, 5 x 8 mm, Pitch in mm (P): 8.00 Weidmueller, white	
GTIN (EAN)	4050118145946		
Qty.	500 ST		

## Aluminum



Aluminum has the second best electrical conductivity after copper. One advantage is low weight, anMiscellaneous is outstanding corrosion protection.

## General ordering data

Type	TS 35X7.5 2M/AL/BK	Version	
Order No.	<a href="#">0330800000</a>	Terminal rail, Accessories, Aluminium, untreated, Width: 2000 mm, Height: 35 mm, Depth: 7.5 mm	
GTIN (EAN)	4008190100650		
Qty.	40 M		

## UR20-2PWM-PN-0.5A

**Weidmüller Interface GmbH & Co. KG**  
 Klingenbergstraße 26  
 D-32758 Detmold  
 Germany

www.weidmueller.com

## Accessories

### Stainless steel



Stainless steel is a collective term for all types of steel (alloys) with a high degree of purity and corrosion resistance.

### General ordering data

Type	TS 35X7.5 2M/CRN	Version	
Order No.	<a href="#">1747350000</a>	Terminal rail, Accessories, Stainless steel 1.4301, untreated, Width:	
GTIN (EAN)	4032248003372	2000 mm, Height: 35 mm, Depth: 7.5 mm	
Qty.	40 M		

### Steel



Steel DIN rails are the most widespread on the market. Among metal DIN rails, they have the lowest shortcircuit protection, similar to stainless steel.

### General ordering data

Type	TS 35X7.5 2M/ST/ZN	Version	
Order No.	<a href="#">0383400000</a>	Terminal rail, Accessories, Steel, galvanic zinc plated and passivated,	
GTIN (EAN)	4008190088026	Width: 2000 mm, Height: 35 mm, Depth: 7.5 mm	
Qty.	40 M		
Type	TS 35X7.5/LL 2M/ST/ZN	Version	
Order No.	<a href="#">0514500000</a>	Terminal rail, Accessories, Steel, galvanic zinc plated and passivated,	
GTIN (EAN)	4008190046019	Width: 2000 mm, Height: 35 mm, Depth: 7.5 mm	
Qty.	40 M		
Type	TS 35X7.5/LL 1M/ST/ZN	Version	
Order No.	<a href="#">0514510000</a>	Terminal rail, Accessories, Steel, galvanic zinc plated and passivated,	
GTIN (EAN)	4008190116620	Width: 1000 mm, Height: 35 mm, Depth: 7.5 mm	
Qty.	20 M		
Type	TS 35X7.5/LL 2M/ST/SZ	Version	
Order No.	<a href="#">7915060000</a>	Terminal rail, Accessories, Steel, galvanic zinc plated and passivated,	
GTIN (EAN)	4032248296279	Width: 2000 mm, Height: 35 mm, Depth: 7.5 mm	
Qty.	40 M		

## UR20-2PWM-PN-0.5A

**Weidmüller Interface GmbH & Co. KG**  
 Klingenbergstraße 26  
 D-32758 Detmold  
 Germany

www.weidmueller.com

## Accessories

### Crimping tools



Crimping tools for wire end ferrules, with and without plastic collars

- Ratchet guarantees precise crimping
- Release option in the event of incorrect operation

### General ordering data

Type	PZ 2.5 S	Version	
Order No.	<a href="#">2903690000</a>		0.14mm <sup>2</sup> , 2.5mm <sup>2</sup> , Trapezoidal crimp
GTIN (EAN)	4099986027008		
Qty.	1 ST		

### Basic modules



### General ordering data

Type	UR20-BM-SP	Version	
Order No.	<a href="#">1350930000</a>		Replacement part , Flange-mounted housing
GTIN (EAN)	4050118402735		
Qty.	5 ST		

### Electronic modules



### General ordering data

Type	UR20-EM-1315600000-SP	Version	
Order No.	<a href="#">1347180000</a>		Replacement part
GTIN (EAN)	4050118248364		
Qty.	1 ST		


## UR20-2PWM-PN-0.5A

**Weidmüller Interface GmbH & Co. KG**  
Klingenbergstraße 26  
D-32758 Detmold  
Germany

## Accessories

[www.weidmueller.com](http://www.weidmueller.com)

### Plugkit



### General ordering data

Type	UR20-PK-1315600000-SP	Version	
Order No.	<a href="#">1484010000</a>	Replacement part	
GTIN (EAN)	4050118293432		
Qty.	5 ST		