


AKE 2.5**Weidmüller Interface GmbH & Co. KG**

Klingenbergstraße 26

D-32758 Detmold

Germany

www.weidmueller.com**Product image**

Thanks to their compact design, Mini rail-mounted terminal blocks are ideal for working in confined spaces such as small housings and terminal boxes.

General ordering data

Version	PE terminal, Screw connection, yellow, green, 2.5 mm², 250 V, Number of connections: 2, Number of levels: 1, TS 15, V-2, Wemid
Order No.	1303360000
Type	AKE 2.5
GTIN (EAN)	4008190084950
Qty.	100 items

AKE 2.5

Weidmüller Interface GmbH & Co. KG
 Klingenbergstraße 26
 D-32758 Detmold
 Germany

www.weidmueller.com

Technical data

Approvals

Approvals



ROHS	Conform
UL File Number Search	UL Website
Certificate No. (cURus)	E60693

Dimensions and weights

Depth	26 mm	Depth (inches)	1.0236 inch
Depth including DIN rail	28 mm	Height	28 mm
Height (inches)	1.1024 inch	Width	5.1 mm
Width (inches)	0.2008 inch	Net weight	4.37 g

Temperatures

Storage temperature	-25 °C...55 °C	Ambient temperature	-60 °C...85 °C
Continuous operating temp., min.	-60 °C	Continuous operating temp., max.	130 °C

Environmental Product Compliance

RoHS Compliance Status	Compliant without exemption
REACH SVHC	No SVHC above 0.1 wt%

Material data

Basic material	Wemid	Colour	yellow, green
UL 94 flammability rating	V-2		

Rating data IECEx/ATEX

Certificate No. (ATEX)	TUEV18ATEX8221U	Certificate No. (IECEx)	IECEXTUR18.0024U
Wire cross section max. (ATEX)	4 mm ²	Wire cross section max. (IECEx)	4 mm ²
Marking EN 60079-7	Ex eb II C Gb	Ex 2014/34/EU label	II 2 G D

System specifications

Version	Screw connection, With PE connection, One end without connector	End cover plate required	Yes
Number of potentials	1	Number of levels	1
Number of clamping points per level	2	Number of potentials per tier	1
Levels cross-connected internally	No	PE connection	Yes
Mounting rail	TS 15	N-function	No
PE function	Yes	PEN function	No

Additional technical data

Open sides	right	Number of similar terminals	1
Installation advice	Direct mounting	Explosion-tested version	Yes

AKE 2.5

Weidmüller Interface GmbH & Co. KG

Klingenbergstraße 26

D-32758 Detmold

Germany

www.weidmueller.com

Technical data

Type of mounting when screwed in

CSA rating data

Wire cross section max. (CSA)	12 AWG	Certificate No. (CSA)	200039-80109105
Wire cross section min. (CSA)	26 AWG		

Conductors for clamping (additional connection)

Connection type, additional connection Screw connection

Conductors for clamping (rated connection)

Gauge to IEC 60947-1	A3	Wire connection cross section AWG, max.	AWG 12
Connection direction	on side	Tightening torque, max.	0.6 Nm
Tightening torque, min.	0.4 Nm	Stripping length	7 mm
Type of connection	Screw connection	Number of connections	2
Clamping range, max.	4 mm ²	Clamping range, min.	0.13 mm ²
Clamping screw	M 2.5	Blade size	3.0 x 0.5 mm
Wire connection cross section AWG, min.	AWG 26	Wire connection cross-section, finely stranded with wire-end ferrules DIN 46228/4, max.	2.5 mm ²
Wire connection cross-section, finely stranded with wire-end ferrules DIN 46228/4, min.	0.13 mm ²	Wire connection cross-section, finely stranded with wire-end ferrules DIN 46228/1, max.	2.5 mm ²
Wire connection cross-section, finely stranded with wire-end ferrules DIN 46228/1, min.	0.13 mm ²	Wire connection cross section, finely stranded, max.	2.5 mm ²
Wire connection cross section, finely stranded, min.	0.13 mm ²	Connection cross-section, stranded, max.	2.5 mm ²
Connection cross-section, stranded, min.	0.13 mm ²	Twin wire-end ferrules, max.	1.5 mm ²
Twin wire-end ferrules, min.	0.5 mm ²	Torque level with DMS electric screwdriver	1
Wire connection cross-section, solid core, max.	4 mm ²	Wire connection cross-section, solid core, min.	0.13 mm ²
Connection cross-section, finely stranded, min.	0.13 mm ²		

Dimensions

TS 15 offset 13.5 mm

General

Wire connection cross section AWG, max.	AWG 12	Installation advice	Direct mounting
Wire connection cross section AWG, min.	AWG 26	Standards	IEC 60947-7-2
Mounting rail	TS 15		

Rating data

Rated cross-section	2.5 mm ²	Rated voltage to adjoining terminal	250 V
Standards	IEC 60947-7-2	Volume resistance according to IEC 60947-7-x	1.33 mΩ
Rated impulse withstand voltage to adjacent terminal	4 kV	Power loss in accordance with IEC 60947-7-x	0.00 W
Pollution severity	3		

AKE 2.5**Weidmüller Interface GmbH & Co. KG**

Klingenbergstraße 26

D-32758 Detmold

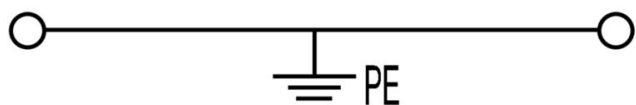
Germany

www.weidmueller.com**Technical data****UL rating data**

Conductor size Factory wiring max. (cURus)	12 AWG	Certificate No. (cURus)	E60693
Conductor size Field wiring min. (cURus)	26 AWG	Conductor size Factory wiring min. (cURus)	26 AWG
Conductor size Field wiring max. (cURus)	12 AWG		

Classifications

ETIM 8.0	EC000901	ETIM 9.0	EC000901
ETIM 10.0	EC000901	ECLASS 14.0	27-25-01-03
ECLASS 15.0	27-25-01-03		



AKE 2.5

Weidmüller Interface GmbH & Co. KG

Klingenbergstraße 26

D-32758 Detmold

Germany

www.weidmueller.com

Accessories

Cross-connections



The distribution or multiplication of a potential to adjoining terminal blocks is realized via a cross-connection. Additional wiring effort can be easily avoided. Even if the poles are broken out, contact reliability in the terminal blocks is still ensured. Our portfolio offers pluggable and screwable cross-connection systems for modular terminal blocks.

General ordering data

Type	Q 2 AKZ1.5	Version
Order No.	0368200000	Cross-connector (terminal), when screwed in, grey, 24 A, Number of
GTIN (EAN)	4008190149987	poles: 2, Pitch in mm (P): 5.10, Insulated: No, Width: 9.1 mm
Qty.	50 ST	
Type	Q 3 AKZ1.5	Version
Order No.	0368300000	Cross-connector (terminal), when screwed in, grey, 24 A, Number of
GTIN (EAN)	4008190074913	poles: 3, Pitch in mm (P): 5.10, Insulated: No, Width: 14.2 mm
Qty.	50 ST	
Type	Q 4 AKZ1.5	Version
Order No.	0368400000	Cross-connector (terminal), when screwed in, grey, 24 A, Number of
GTIN (EAN)	4008190153892	poles: 4, Pitch in mm (P): 5.10, Insulated: No, Width: 19.3 mm
Qty.	50 ST	

Disconnect plugs



In contrast to the terminal blocks with integrated disconnect lever, our disconnect plugs can be completely detached or removed from the terminal block and the respective application and offer a flexible alternative solution to our standard disconnectors.

General ordering data

Type	Q 10 AKZ1.5	Version
Order No.	0368500000	Cross-connector (terminal), when screwed in, grey, 24 A, Number of
GTIN (EAN)	4008190159481	poles: 10, Pitch in mm (P): 5.10, Insulated: No, Width: 49.9 mm
Qty.	20 ST	

AKE 2.5

Weidmüller Interface GmbH & Co. KG

Klingenbergstraße 26

D-32758 Detmold

Germany

www.weidmueller.com

Accessories

End bracket



Weidmüller's range of products includes end brackets that guarantee a permanent, reliable mounting on the terminal rail and prevent sliding. Versions with and without screws are available. The end brackets include marking options, also for group markers, and also a test plug holder.

General ordering data

Type	EW 15	Version	
Order No.	0382860000	End bracket, beige, TS 15, V-2, Polyamide 66, Width: 10 mm, 100 °C	
GTIN (EAN)	4008190187804		
Qty.	50 ST		

Testadapter and testsockets



Test adapters and test plugs are used for the electrical connection between terminal blocks and the test equipment. In this way, an electrical contact can be established in the wired state and measurements can be done easily.

General ordering data

Type	PS 2.3 RT	Version	
Order No.	0180400000	Test adapter (terminal), 230 V, 20 mA	
GTIN (EAN)	4008190060121		
Qty.	20 ST		
Type	STB 8.5/D4/2.3/M2.5 AKZ	Version	
Order No.	0215700000	Accessories, Socket	
GTIN (EAN)	4008190184872		
Qty.	50 ST		

AKE 2.5

Weidmüller Interface GmbH & Co. KG

Klingenbergstraße 26

D-32758 Detmold

Germany

www.weidmueller.com

Accessories

Blank



The Dekafix (DEK) marker is the universal marker for all conductor and plug-in connectors as well as for electronic sub-assemblies. The system is ideal for short number sequences and covers a wide range of ready-printed markers.

Strips for fast installation in only one work step. The printing is easy to read, rich in contrast and available in various widths.

- Large range of ready-to-use markers
 - Strips for fast installation
 - Terminal markers, suitable for all Weidmüller cable connectors
 - Available as blank MultiCard or with standard printing
- For custom printing: Please send us a file of our labeling software M-Print PRO or M-Print PRO Online (without installation) for your labeling specifications.

General ordering data

Type	DEK 5/5 MC NE WS	Version
Order No.	1609801044	Dekafix, Terminal marker, 5 x 5 mm, Pitch in mm (P): 5.00
GTIN (EAN)	4008190397111	Weidmueller, white
Qty.	1000 ST	

Marker holder



The marker holder offer the possibility of additional mounting of standard markers with a pitch of 5 or 5.1 mm. The angled holders can be optionally snapped together and could be mounted in all standard marking channels of the Klippon® Connect modular terminal blocks. Fitting marker types could be found under the respective accessories of the designation marking holder.

General ordering data

Type	BZT 1 WS 10/5	Version
Order No.	1805490000	Accessories, Marker holder
GTIN (EAN)	4032248270231	
Qty.	100 ST	

Type	BZT 1 ZA WS 10/5	Version
Order No.	1805520000	Accessories, Marker holder
GTIN (EAN)	4032248270248	
Qty.	100 ST	

AKE 2.5

Weidmüller Interface GmbH & Co. KG

Klingenbergstraße 26

D-32758 Detmold

Germany

www.weidmueller.com

Accessories

DEK 5/8



WS/ DEK

MultiMark terminal markers use an innovative composite material made from two components. The hard base contour of the marker snaps securely into the connector. The elastic surface finish makes the marker easy to mount. This specially punched material enables the strips to be stretched to accommodate the slight variations in spacing that tend to add up, especially with long terminal blocks. Another advantage: the excellent printability of the surface material guarantees durable and wear-resistant labelling. A print resolution of 300 dpi also produces a very legible script.


Your benefits with MultiMark

- Firm hold and durable printing
- Continuous strips save installation time
- Easy mounting thanks to an innovative composite material
- Large label field for optimal legibility
- High flexibility thanks to manufacturer independence

General ordering data

Type	DEK 5/8 MM WS	Version
Order No.	2007130000	Dekafix, Terminal marker, 5 x 8 mm, Weidmueller, white
GTIN (EAN)	4050118392012	
Qty.	500 ST	

End bracket



Weidmüller's range of products includes end brackets that guarantee a permanent, reliable mounting on the terminal rail and prevent sliding. Versions with and without screws are available. The end brackets include marking options, also for group markers, and also a test plug holder.

General ordering data

Type	EW 15/2	Version
Order No.	1071900000	End bracket, dark beige, TS 15, HB, Plastic, Width: 8 mm, 100 °C
GTIN (EAN)	4008190462949	
Qty.	50 ST	