


**WDU 35 RT****Weidmüller Interface GmbH & Co. KG**Klingenbergstraße 26  
D-32758 Detmold  
Germany

www.weidmueller.com

**Product image**

More and more components need to be housed within a confined space, in switchgear and panels. As part of the power feed-in, connecting conductors is becoming increasingly challenging, especially for large cross-sections. Our comprehensive range of connection solutions also enables convenient wiring in challenging space conditions. The compact design and the combination of many practical handling benefits make the supply of power to switchgear and panels simple, efficient, and space-saving.

**General ordering data**

Version	Feed-through terminal block, Screw connection, red, 35 mm <sup>2</sup> , 125 A, 1000 V, Number of connections: 2
Order No.	<a href="#">1298080000</a>
Type	WDU 35 RT
GTIN (EAN)	4050118096330
Qty.	40 items

## WDU 35 RT

Weidmüller Interface GmbH & Co. KG  
Klingenbergstraße 26  
D-32758 Detmold  
Germany

www.weidmueller.com

## Technical data

## Approvals

Approvals



ROHS Conform

## Dimensions and weights

Depth	62.5 mm	Depth (inches)	2.4606 inch
Depth including DIN rail	63 mm	Height	60 mm
Height (inches)	2.3622 inch	Width	16 mm
Width (inches)	0.6299 inch	Net weight	51.3 g

## Temperatures

Storage temperature	-25 °C...55 °C	Ambient temperature	-60 °C...85 °C
Continuous operating temp., min.	-60 °C	Continuous operating temp., max.	130 °C

## Environmental Product Compliance

RoHS Compliance Status	Compliant without exemption		
REACH SVHC	No SVHC above 0.1 wt%		
Product Carbon Footprint	Cradle to gate	105210.161 kg CO2 eq.	

## Material data

Basic material	Wemid	Colour	red
UL 94 flammability rating	V-0		

## Rating data IECEX/ATEX

Certificate No. (ATEX)	DEMKO14ATEX1338U	Certificate No. (IECEX)	IECEXULD14.0005U
Max. voltage (ATEX)	690 V	Current (ATEX)	115 A
Wire cross section max. (ATEX)	35 mm <sup>2</sup>	Max. voltage (IECEX)	690 V
Current (IECEX)	115 A	Wire cross section max. (IECEX)	35 mm <sup>2</sup>
Marking EN 60079-7	Ex eb II C Gb	Ex 2014/34/EU label	II 2 G D

## System specifications

Version	Screw connection, for screwable cross-connection, One end without connector	End cover plate required	Yes
Number of potentials	1	Number of levels	1
Number of clamping points per level	2	Number of potentials per tier	1
Levels cross-connected internally	No	PE connection	No
Mounting rail	TS 35	N-function	No
PE function	No	PEN function	Yes

## 2 clampable conductors (H05V/H07V) with equal cross-section (rated connection)

Wire connection cross section, finely stranded with wire-end ferrules DIN 46228/1, 2 clampable wires, max.	16 mm <sup>2</sup>	Wire connection cross section, finely stranded with wire-end ferrules DIN 46228/1, 2 clampable wires, min.	2.5 mm <sup>2</sup>
Wire cross-section, finely stranded, two clampable wires, max.	16 mm <sup>2</sup>	Wire connection cross section, finely stranded, two clampable wires, min.	2.5 mm <sup>2</sup>

## WDU 35 RT

**Weidmüller Interface GmbH & Co. KG**  
 Klingenbergstraße 26  
 D-32758 Detmold  
 Germany

www.weidmueller.com

## Technical data

Cross-section for connected wire, stranded, two clampable wires, max.	16 mm <sup>2</sup>	Cross-section for connected wire, stranded, two clampable wires, min.	16 mm <sup>2</sup>
---	--------------------	---	--------------------

### Additional technical data

Open sides	right	Number of similar terminals	1
Explosion-tested version	Yes	Type of mounting	Snap-on

### Conductors for clamping (additional connection)

Connection type, additional connection Screw connection

### Conductors for clamping (rated connection)

Gauge to IEC 60947-1	B8, B9
Wire connection cross section AWG, max.	AWG 2
Connection direction	on side
Tightening torque, max.	5 Nm
Tightening torque, min.	4 Nm
Stripping length	18 mm
Type of connection	Screw connection
Number of connections	2
Clamping range, max.	50 mm <sup>2</sup>
Clamping range, min.	2.5 mm <sup>2</sup>
Clamping screw	M 6
Blade size	6.5 x 1.2 mm
Wire connection cross section AWG, min.	AWG 12
Wire connection cross-section, finely stranded with wire-end ferrules DIN 46228/4, max.	35 mm <sup>2</sup>
Wire connection cross-section, finely stranded with wire-end ferrules DIN 46228/4, min.	2.5 mm <sup>2</sup>
Wire connection cross-section, finely stranded with wire-end ferrules DIN 46228/1, max.	35 mm <sup>2</sup>
Wire connection cross-section, finely stranded with wire-end ferrules DIN 46228/1, min.	2.5 mm <sup>2</sup>
Wire connection cross section, finely stranded, max.	35 mm <sup>2</sup>
Wire connection cross section, finely stranded, min.	2.5 mm <sup>2</sup>
Connection cross-section, stranded, max.	50 mm <sup>2</sup>
Connection cross-section, stranded, min.	2.5 mm <sup>2</sup>
Twin wire-end ferrules, max.	16 mm <sup>2</sup>
Twin wire-end ferrules, min.	1.5 mm <sup>2</sup>
Wire connection cross-section, solid core, max.	16 mm <sup>2</sup>
Wire connection cross-section, solid core, min.	2.5 mm <sup>2</sup>

Clampable conductor	Connection specification		Screw connection	
	Cross-section for conductor connection	Type	solid, H05(07) V-U	
		min.	2.5 mm <sup>2</sup>	
		max.	16 mm <sup>2</sup>	
	wire end ferrule	nominal	35 mm <sup>2</sup>	
Stripping length		min.	18 mm	

**WDU 35 RT**

**Weidmüller Interface GmbH & Co. KG**

Klingenbergstraße 26  
D-32758 Detmold  
Germany

www.weidmueller.com

**Technical data**

		max.	18 mm
		nominal	18 mm
	Tightening torque	min.	4 Nm
		max.	5 Nm
Connection specification	Screw connection		
Cross-section for conductor connection	Type	stranded, H07V-R	
	min.	2.5 mm <sup>2</sup>	
	max.	50 mm <sup>2</sup>	
	nominal	35 mm <sup>2</sup>	
wire end ferrule	Stripping length	min.	18 mm
		max.	18 mm
		nominal	18 mm
	Tightening torque	min.	4 Nm
		max.	5 Nm
Connection specification	Screw connection		
Cross-section for conductor connection	Type	flexible, H05(07) V-K	
	min.	2.5 mm <sup>2</sup>	
	max.	35 mm <sup>2</sup>	
	nominal	35 mm <sup>2</sup>	
wire end ferrule	Stripping length	min.	18 mm
		max.	18 mm
		nominal	18 mm
	Tightening torque	min.	4 Nm
		max.	5 Nm

**General**

Wire connection cross section AWG, max.	AWG 2	Wire connection cross section AWG, min.	AWG 12
Standards	IEC 60947-7-1	Mounting rail	TS 35

**PE rating data**

PEN function	Yes
--------------	-----

**Rating data**

Rated cross-section	35 mm <sup>2</sup>	Rated voltage	1000 V
Rated DC voltage	1000 V	Nominal current	125 A
Current at maximum wires	150 A	Standards	IEC 60947-7-1
Volume resistance according to IEC 60947-7-x	0.26 mΩ	Rated impulse withstand voltage	8 kV
Power loss in accordance with IEC 60947-7-x	4.00 W	Surge voltage category	III
Pollution severity	3		

**Classifications**

ETIM 8.0	EC000897	ETIM 9.0	EC000897
ETIM 10.0	EC000897	ECLASS 14.0	27-25-01-01
ECLASS 15.0	27-25-01-01		

**Drawings**



## WDU 35 RT

Weidmüller Interface GmbH &amp; Co. KG

Klingenbergstraße 26

D-32758 Detmold

Germany

www.weidmueller.com

## Accessories

## Cross connector



The distribution or multiplication of a potential to adjoining terminal blocks is realized via a cross-connection. Additional wiring effort can be easily avoided. Even if the poles are broken out, contact reliability in the terminal blocks is still ensured. Our portfolio offers pluggable and screwable cross-connection systems for modular terminal blocks.

## General ordering data

Type	WQV 35/2	Version
Order No.	<a href="#">1053060000</a>	Cross-connector (terminal), when screwed in, yellow, 138 A, Number
GTIN (EAN)	4008190097349	of poles: 2, Pitch in mm (P): 16.00, Insulated: Yes, Width: 9.85 mm
Qty.	50 ST	
Type	WQV 35/3	Version
Order No.	<a href="#">1055360000</a>	Cross-connector (terminal), when screwed in, yellow, 112 A, Number
GTIN (EAN)	4008190007249	of poles: 3, Pitch in mm (P): 16.00, Insulated: Yes, Width: 9.85 mm
Qty.	50 ST	
Type	WQV 35/4	Version
Order No.	<a href="#">1055460000</a>	Cross-connector (terminal), when screwed in, yellow, 112 A, Number
GTIN (EAN)	4008190130275	of poles: 4, Pitch in mm (P): 16.00, Insulated: Yes, Width: 9.85 mm
Qty.	50 ST	
Type	WQV 35/10	Version
Order No.	<a href="#">1053160000</a>	Cross-connector (terminal), when screwed in, yellow, 112 A, Number
GTIN (EAN)	4008190026028	of poles: 10, Pitch in mm (P): 16.00, Insulated: Yes, Width: 9.85 mm
Qty.	10 ST	

## End plates and partition plates



Partition plates and end plates are essential accessories for terminal blocks. Partition plates provide optical and electrical separation of different potentials and functional groups, increasing safety and ensuring a clear structure inside the control cabinet. End plates close the terminal block row on the sides, protect against contact with live parts, and ensure a clean, stable finish. Both components are precisely matched to the respective Weidmüller terminal block series, contributing to safe, compliant, and professional wiring.

## General ordering data

Type	WAP 16+35 WTW 2.5-10	Version
Order No.	<a href="#">1050100000</a>	End and partition plate for terminals, dark beige, Height: 56 mm,
GTIN (EAN)	4008190079901	Width: 1.5 mm, V-0, Wemid
Qty.	20 ST	
Type	WAP 16+35 WTW 2.5-10 BL	Version
Order No.	<a href="#">1050180000</a>	End and partition plate for terminals, blue, Height: 56 mm, Width: 1.5
GTIN (EAN)	4008190013899	mm, V-0, Wemid
Qty.	20 ST	

## WDU 35 RT

**Weidmüller Interface GmbH & Co. KG**

Klingenbergstraße 26

D-32758 Detmold

Germany

[www.weidmueller.com](http://www.weidmueller.com)

## Accessories

### End bracket



Weidmüller's range of products includes end brackets that guarantee a permanent, reliable mounting on the terminal rail and prevent sliding. Versions with and without screws are available. The end brackets include marking options, also for group markers, and also a test plug holder.

### General ordering data

Type	WEW 35/1	Version	
Order No.	<a href="#">1059000000</a>	End bracket, dark beige, TS 35, V-2, Wemid, Width: 12 mm, 100 °C	
GTIN (EAN)	4008190172282		
Qty.	50 ST		

### Blank



The Dekafix (DEK) marker is the universal marker for all conductor and plug-in connectors as well as for electronic sub-assemblies. The system is ideal for short number sequences and covers a wide range of ready-printed markers.

Strips for fast installation in only one work step. The printing is easy to read, rich in contrast and available in various widths.

- Large range of ready-to-use markers
  - Strips for fast installation
  - Terminal markers, suitable for all Weidmüller cable connectors
  - Available as blank MultiCard or with standard printing
- For custom printing: Please send us a file of our labeling software M-Print PRO or M-Print PRO Online (without installation) for your labeling specifications.

### General ordering data

Type	DEK 5/5 MC NE WS	Version	
Order No.	<a href="#">1609801044</a>	Dekafix, Terminal marker, 5 x 5 mm, Pitch in mm (P): 5.00	
GTIN (EAN)	4008190397111	Weidmueller, white	
Qty.	1000 ST		
Type	WS 12/5 MC NE WS	Version	
Order No.	<a href="#">1609860000</a>	WS, Terminal marker, 12 x 5 mm, Pitch in mm (P): 5.00 Weidmueller,	
GTIN (EAN)	4008190203481	Allen-Bradley, white	
Qty.	720 ST		

## WDU 35 RT


**Weidmüller Interface GmbH & Co. KG**

Klingenbergstraße 26  
D-32758 Detmold  
Germany

[www.weidmueller.com](http://www.weidmueller.com)

## Accessories

### SchT group marker carrier



The SchT 5 S group tag carriers are clipped directly onto the TS 32 mounting rail (G-rail) or the TS 35 mounting rail (top-hat rail). It is therefore possible to label the terminal strip irrespective of the terminal and the type of terminal. SchT 5 and SchT 5 S are fitted with ESO 5, STR 5 protective strips.

The SchT 7 is a hinged group tag carrier for inlay tags which enables easy access to the clamping screw. The SchT 7 is fitted with ESO 7, STR 7 protective strips or DEK 5.

Inlay tags and protective strips can be found under "Accessories".

#### General ordering data

Type	SCHT 7	Version	
Order No.	<a href="#">0517960000</a>	SCHT, Terminal marker, 39.3 x 8 mm, Pitch in mm (P): 7.00	
GTIN (EAN)	4008190001742	Weidmueller, white	
Qty.	20 ST		

### ZGB pivotable group tag holder



The ZGB 15 is a hinged group tag carrier. The tag carrier can hold the dekafix 5, WS 12/5 terminal markers or the inlay tag ESO 15.

The ZGB 30 is a hinged group tag carrier. The tag carrier can hold the dekafix 5, WS 12/5 terminal markers or the inlay tag ESO 7.

Inlay tags and protective strips can be found under "Accessories".

#### General ordering data

Type	ZGB 15	Version	
Order No.	<a href="#">1636530000</a>	Terminal markers, Terminal marker, 15 x 7 mm, Pitch in mm (P): 5.00	
GTIN (EAN)	4008190297053	Weidmueller, white	
Qty.	20 ST		
Type	ZGB 30	Version	
Order No.	<a href="#">1611930000</a>	Terminal markers, Terminal marker, 32 x 7 mm, Pitch in mm (P): 5.00	
GTIN (EAN)	4008190002251	Weidmueller, white	
Qty.	20 ST		

## WDU 35 RT

**Weidmüller Interface GmbH & Co. KG**  
Klingenbergstraße 26  
D-32758 Detmold  
Germany

[www.weidmueller.com](http://www.weidmueller.com)

## Accessories

### End plates and partition plates



Partition plates and end plates are essential accessories for terminal blocks. Partition plates provide optical and electrical separation of different potentials and functional groups, increasing safety and ensuring a clear structure inside the control cabinet. End plates close the terminal block row on the sides, protect against contact with live parts, and ensure a clean, stable finish. Both components are precisely matched to the respective Weidmüller terminal block series, contributing to safe, compliant, and professional wiring.

#### General ordering data

Type	WTW EN	Version
Order No.	<a href="#">1058800000</a>	Partition plate (terminal), dark beige, Height: 86 mm, Width: 3 mm,
GTIN (EAN)	4008190140175	V-0, Wemid
Qty.	20 ST	

### Blank




The WAD connector marker is suitable for W-series terminals and for the WEW 35/2 and ZEW 35/2 end brackets. The markers are available as blank markers, with custom printing or standard print with lightning symbol. The WAD MultiCard markers are suitable for labelling with PrintJet CONNECT printers. For custom printing: Please send us a file of our labeling software M-Print PRO or M-Print PRO Online (without installation) for your labeling specifications.

#### General ordering data

Type	WAD 12 MC NE GE	Version
Order No.	<a href="#">2445080000</a>	Group markers, Cover, 36.2 x 11.9 mm, WDU 16, WDU 35, yellow
GTIN (EAN)	4050118458213	
Qty.	32 ST	
Type	WAD 12 MC NE WS	Version
Order No.	<a href="#">2445070000</a>	Group markers, Cover, 36.2 x 11.9 mm, WDU 16, WDU 35, white
GTIN (EAN)	4050118458220	
Qty.	32 ST	

### With lightning flash



The WAD connector marker is suitable for W-series terminals and for the WEW 35/2 and ZEW 35/2 end brackets. The markers are available as blank markers, with custom printing or standard print with lightning symbol. The WAD MultiCard markers are suitable for labelling with PrintJet CONNECT printers. For custom printing: Please send us a file of our labeling software M-Print PRO or M-Print PRO Online (without installation) for your labeling specifications.

## WDU 35 RT

**Weidmüller Interface GmbH & Co. KG**  
 Klingenbergstraße 26  
 D-32758 Detmold  
 Germany

www.weidmueller.com

## Accessories

### General ordering data

Type	WAD 12 MC B GE/SW	Version	
Order No.	<a href="#">2445090000</a>	Group markers, Cover, 36.2 x 11.9 mm, WDU 16, WDU 35, yellow	
GTIN (EAN)	4050118457896		
Qty.	32 ST		

### Testadapter and testsockets



Test adapters and test plugs are used for the electrical connection between terminal blocks and the test equipment. In this way, an electrical contact can be established in the wired state and measurements can be done easily.

### General ordering data

Type	STB 14/D6/4/M3 SAK10	Version	
Order No.	<a href="#">0169900000</a>	Accessories, Socket	
GTIN (EAN)	4008190076665		
Qty.	50 ST		
Type	STB 16/D7/4/M4 SAK35	Version	
Order No.	<a href="#">0140200000</a>	SAK Series, Socket	
GTIN (EAN)	4008190134884		
Qty.	50 ST		

### Marker holder



The marker holder offer the possibility of additional mounting of standard markers with a pitch of 5 or 5.1 mm. The angled holders can be optionally snapped together and could be mounted in all standard marking channels of the Klippon® Connect modular terminal blocks. Fitting marker types could be found under the respective accessories of the designation marking holder.

### General ordering data

Type	BZT 1 WS 10/5	Version	
Order No.	<a href="#">1805490000</a>	Accessories, Marker holder	
GTIN (EAN)	4032248270231		
Qty.	100 ST		
Type	BZT 1 ZA WS 10/5	Version	
Order No.	<a href="#">1805520000</a>	Accessories, Marker holder	
GTIN (EAN)	4032248270248		
Qty.	100 ST		


## WDU 35 RT

**Weidmüller Interface GmbH & Co. KG**  
Klingenbergstraße 26  
D-32758 Detmold  
Germany

www.weidmueller.com

## Accessories

### Cross connector



The distribution or multiplication of a potential to adjoining terminal blocks is realized via a cross-connection. Additional wiring effort can be easily avoided. Even if the poles are broken out, contact reliability in the terminal blocks is still ensured. Our portfolio offers pluggable and screwable cross-connection systems for modular terminal blocks.

### General ordering data

Type	WQV 35-10/6/4	Version
Order No.	<a href="#">1068000000</a>	Cross-connector (terminal), when screwed in, yellow, 57 A, Number of
GTIN (EAN)	4008190141011	poles: 2, Pitch in mm (P): 16.00, Insulated: Yes, Width: 13 mm
Qty.	10 ST	
Type	WQV 35-2.5	Version
Order No.	<a href="#">1064100000</a>	Cross-connector (terminal), when screwed in, yellow, 41 A, Number of
GTIN (EAN)	4008190142285	poles: 3, Pitch in mm (P): 16.00, Insulated: Yes, Width: 13 mm
Qty.	10 ST	
Type	WQV 35-4/6	Version
Order No.	<a href="#">1064200000</a>	Cross-connector (terminal), when screwed in, yellow, 41 A, Number of
GTIN (EAN)	4008190072919	poles: 2, Pitch in mm (P): 16.00, Insulated: Yes, Width: 13 mm
Qty.	10 ST	

### WS 12/5



#### WS/ DEK

MultiMark terminal markers use an innovative composite material made from two components. The hard base contour of the marker snaps securely into the connector. The elastic surface finish makes the marker easy to mount. This specially punched material enables the strips to be stretched to accommodate the slight variations in spacing that tend to add up, especially with long terminal blocks. Another advantage: the excellent printability of the surface material guarantees durable and wear-resistant labelling. A print resolution of 300 dpi also produces a very legible script.

Your benefits with MultiMark

- Firm hold and durable printing
- Continuous strips save installation time
- Easy mounting thanks to an innovative composite material
- Large label field for optimal legibility
- High flexibility thanks to manufacturer independence

### General ordering data

Type	WS 12/5 MM WS	Version
Order No.	<a href="#">2007190000</a>	WS, Terminal marker, 12 x 5 mm, Weidmueller, white
GTIN (EAN)	4050118392036	
Qty.	800 ST	


## WDU 35 RT

**Weidmüller Interface GmbH & Co. KG**  
Klingenbergstraße 26  
D-32758 Detmold  
Germany

[www.weidmueller.com](http://www.weidmueller.com)

## Accessories

### Cross connector



The distribution or multiplication of a potential to adjoining terminal blocks is realized via a cross-connection. Additional wiring effort can be easily avoided. Even if the poles are broken out, contact reliability in the terminal blocks is still ensured. Our portfolio offers pluggable and screwable cross-connection systems for modular terminal blocks.

### General ordering data

Type	WQB-PEN 35	Version
Order No.	<a href="#">1060100000</a>	Cross-connector (terminal), when screwed in, Silver grey, 135 A,
GTIN (EAN)	4008190089870	Number of poles: 2, Pitch in mm (P): 16.00, Insulated: No, Width:
Qty.	10 ST	24.6 mm