

SAIL-M12GM12G-8-5.0U

Weidmüller Interface GmbH & Co. KG

Klingenbergstraße 26

D-32758 Detmold

Germany

www.weidmueller.com



Sensor/actuator cables are used for wiring sensors and actuators and for transmitting data or power in various applications. The moulded cable offers connected and tested connection of the plug-in connector to the cable ex-works. The cables may be exposed to a wide range of conditions, such as humidity, dust, heat, cold, shock or vibration.

Our developers have focused specifically on this issue and designed a host of different M8 and M12 sensor-actuator cables so you are bound to find the solution you need for your application.

Is there something you have not managed to find or you feel needs explanation? Talk to us!

General ordering data

Version	Sensor/actuator line, Connecting line, M12 / M12, Number of poles : 8, 5 m, pin, straight-socket, straight, Shielded: No, LED: No, Sheath material: PUR, Halogen: No
Order No.	1279440500
Type	SAIL-M12GM12G-8-5.0U
GTIN (EAN)	4050118076806
Qty.	1 items

SAIL-M12GM12G-8-5.0U

Weidmüller Interface GmbH & Co. KG
 Klingenbergstraße 26
 D-32758 Detmold
 Germany

www.weidmueller.com

Technical data

Approvals

Approvals



ROHS	Conform
UL File Number Search	UL Website
Certificate no. (cULus)	E307231

Dimensions and weights

Net weight	241 g
------------	-------

Environmental Product Compliance

RoHS Compliance Status	Compliant with exemption
RoHS Exemption (if applicable/known)	6c
REACH SVHC	Lead 7439-92-1
SCIP	e8d8af70-4c85-4483-bc8c-9bc5b598e2a9

Technical specifications for cable

Cable length	5 m	Sheathing colour	black
Suitable for cable carriers	Yes	Core cross-section	0.25 mm ²
Number of wires	8	Shielded	No
Halogen	No	Insulation	PP
Acceleration	5 m/s ²	Bending radius, min., moving	10 x cable diameter
Bending radius, min., stationary	5 x cable diameter	Bending cycles	1 mill.
Resistance to spread of flame	in accordance with IEC 60332-2-2	Speed	5 m/s
Sheath material	PUR	Configurable cable length	No
Outer cladding in accordance with UL AWM style	20549 (80 °C / 300 V)	Core in accordance with UL AWM style	10493 (80 °C / 300 V)
Hybrid cable	No	Irradiation crosslinked	No
Welding spark resistance	No	Colour coding	white, brown, green, yellow, grey, pink, blue, red
Torsion resistance	180 °/m	Temperature range, stationary	-40...90 °C
Resistant to welding beads	No	Temperature range, moving	-30...90 °C
Number of poles	8	Outside diameter	5.9 mm ± 0.2 mm

General technical data

Coding	A-coded	Connection thread	M12 / M12
Contact surface	Gold-plated	LED	No
Version	pin, straight - socket, straight	Housing main material	TPU
Insulation resistance	≥ 108 Ω	Contact material	CuZn
Nominal voltage	30 V	Nominal current	2 A
AF size	13 mm	Protection degree	IP65, IP67, IP68, when screwed in
Plugging cycles	≥ 100	Pollution severity	3
jumpered	No	Threaded ring material	Brass, nickel-plated
Temperature range of housing	-25...+85 °C	Tightening torque	M12: 1.0 Nm

SAIL-M12GM12G-8-5.0U

Weidmüller Interface GmbH & Co. KG
 Klingenbergstraße 26
 D-32758 Detmold
 Germany

www.weidmueller.com

Technical data

Electrical properties

Insulation resistance	≥ 108 Ω	Nominal voltage	30 V
Rated current	2 A (8-pole) / 1.5 A (12-pole)		

General standards

Connector standard	IEC 61076-2-101	Certificate no. (cULus)	E307231
--------------------	-----------------	-------------------------	---------

Standards

Connector standard	IEC 61076-2-101		
--------------------	-----------------	--	--

Plug, left

Plug left	M12, A-coded, Number of poles: 8, male contact, straight, plug, unshielded		
-----------	--	--	--

Plug, right

Plug right	M12, A-coded, Number of poles: 8, female contact, straight, plug, unshielded		
------------	--	--	--

Classifications

ETIM 8.0	EC001855	ETIM 9.0	EC001855
ETIM 10.0	EC001855	ECLASS 14.0	27-06-03-11
ECLASS 15.0	27-06-03-11		

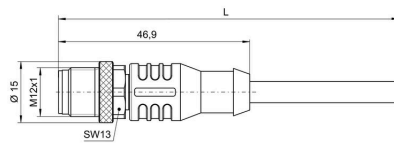
SAIL-M12GM12G-8-5.0U

Weidmüller Interface GmbH & Co. KG
Klingenbergstraße 26
D-32758 Detmold
Germany

www.weidmueller.com

Drawings

Dimensioned drawing



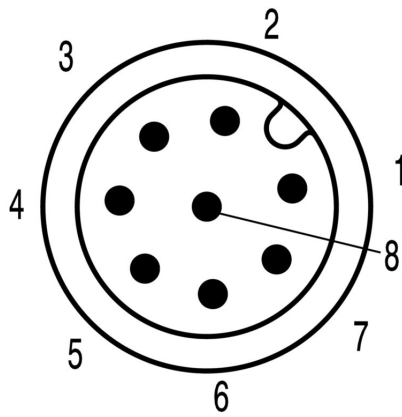
Male, straight

Dimensioned drawing



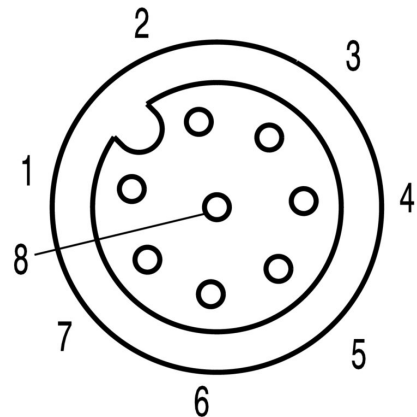
Straight socket

Pole scheme



Male

Pole scheme



Socket

Drawings

Wiring diagram



The ideal tool: Screwty® with torque function



Light, securely screwed-in round plug-in connectors. Screwty set DM / VPE: 1 / Order No.: 1920000000 Adapters: M12, M12 F, M8, M8 F