


**CH20M17 B BUS BK/OR 2010****Weidmüller Interface GmbH & Co. KG**Klingenbergstraße 26  
D-32758 Detmold  
Germany

www.weidmueller.com

**Product image**

The basic element of the modular CH20M housing offers a number of advantages that make it an excellent choice for your projects. With special cut-outs for bus and FE contacts, it is particularly flexible and adaptable.

Another plus point is the option of laser printing on the housing, which offers you high precision and individual design options. A wide range of colors is also available so that you can design the housing entirely according to your wishes.

The CH20M housing is also suitable for standard mounting rails, which makes installation and integration into existing systems easier.

**General ordering data**

Version	Modular housing, OMNIMATE Housing - series CH20M black, Base element, Recess in detent foot area for BUS contact, Width: 17.5 mm
Order No.	<a href="#">1254180000</a>
Type	CH20M17 B BUS BK/OR 2010
GTIN (EAN)	4050118047042
Qty.	12 items

## CH20M17 B BUS BK/OR 2010

**Weidmüller Interface GmbH & Co. KG**  
 Klingenbergstraße 26  
 D-32758 Detmold  
 Germany

www.weidmueller.com

## Technical data

## Approvals

ROHS	Conform
------	---------

## Dimensions and weights

Depth	108 mm	Depth (inches)	4.252 inch
Height	109.3 mm	Height (inches)	4.3031 inch
Width	17.5 mm	Width (inches)	0.689 inch
Net weight	29.86 g		

## Temperatures

Ambient temperature	-25 °C...85 °C	Operating temperature range	-40...120 °C
Humidity	5 - 93% rel. humidity, Tu = 40°C, no condensation		

## Environmental Product Compliance

RoHS Compliance Status	Compliant without exemption
REACH SVHC	No SVHC above 0.1 wt%

## Material data

UL 94 flammability rating	V-0	Insulating material	PA 66 GF 30
Insulating material group	I	Surface finish	untreated
Basic material	Plastic	Comparative Tracking Index (CTI)	600 ≤ CTI

## General data

Colour	black	Protection degree	IP20 in installed state
Mounting rail	TS 35	Colour chart (similar)	RAL 9011
Encapsulation option	No		

## Assembly properties

Number of slots for female connectors of 6 the mounted assembly, max.		Number of PCBs, max.	1
Number of connection levels, max.	3	Number of poles, max.	18
Height of components on the PCB, max.	11.1 mm	Type of assembly of the PCB	double-sided

## Thermal tests

Thermal tests	Test conditions	three housings installed in a row - no spacing
	Test axes	horizontal
	Ambient temperature	80 °C
	Power dissipation, max.	0.9 W
	Ambient temperature	60 °C
	Power dissipation, max.	1.7 W
	Ambient temperature	40 °C
	Power dissipation, max.	2.45 W
	Ambient temperature	20 °C
	Power dissipation, max.	3.2 W

## CH20M17 B BUS BK/OR 2010

**Weidmüller Interface GmbH & Co. KG**  
 Klingenbergstraße 26  
 D-32758 Detmold  
 Germany

[www.weidmueller.com](http://www.weidmueller.com)

## Technical data

## Component properties

Color of clip-on foot	orange	Cut out in clip-on foot area as preparation for	BUS-contact, contact not included!
Number of connection levels, max.	3		

## Design - IN requirements

Tolerance for the PCB shape	±0.1 mm	PCB thickness	1.6 mm
Tolerance of circuit board thickness	±0.15 mm		

## Individualization options

Customer specific labelling possible	Yes	Customer specific order process	See guideline under downloads
Alternative colours	More on request	Processing possibilities	Laser processing

## Important note

Product information	Circuit board contour, restricted zones, and other information for the design in of the circuit board can be found in the category connection technology under the corresponding male headers in the downloads.		
---------------------	---	--	--

## Classifications

ETIM 8.0	EC001031	ETIM 9.0	EC001031
ETIM 10.0	EC001031	ECLASS 14.0	27-19-06-01
ECLASS 15.0	27-19-06-01		

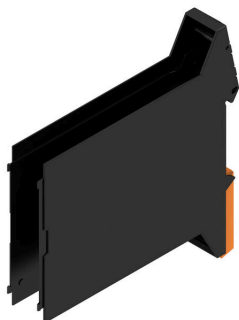
## CH20M17 B BUS BK/OR 2010

**Weidmüller Interface GmbH & Co. KG**  
Klingenbergstraße 26  
D-32758 Detmold  
Germany

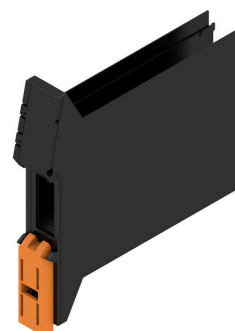
[www.weidmueller.com](http://www.weidmueller.com)

## Drawings

### Product image

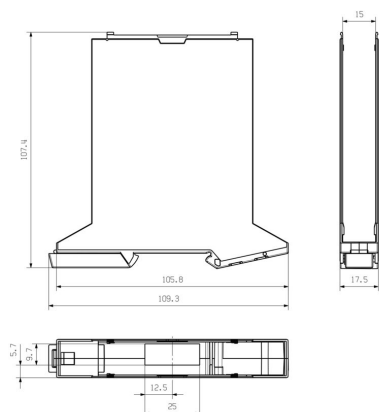


### Product benefits



Base element including BUS cut-out

### Dimensioned drawing



## CH20M17 B BUS BK/OR 2010

Weidmüller Interface GmbH &amp; Co. KG

Klingenbergstraße 26


D-32758 Detmold

Germany

www.weidmueller.com

## Accessories

## Bus contact block - Solder flange



The integrated rail bus for the modular electronics housing system

When supplying, connecting or distributing within modular applications, the rail bus can replace the tedious individual wiring process with a flexible and uninterrupted system-wide solution.

The system bus is securely integrated within the 35-mm standard mounting rail. The SMD-bus contact block can be reflow-soldered so that it can be completely automatically processed during the component assembly. The resistant, gold-plated contact surfaces ensure a permanent and reliable contact for all housing widths.

- **Unlimited scalability** The integrated connection solution covers all system widths: from the 6-mm slice to the 67-mm large-area housing.
- **Easy to service during installation** It's easy to replace a module, even in existing modules groups – without any influence on the neighbouring modules.
- **Universal integration** The uninterrupted system bus is securely integrated within the 35-mm standard mounting rail.
- **Maximum availability** Five fully-galvanized and partially gold-plated twin-arched contacts are used to establish a permanent contact to the rail bus. THR solder flanges ensure that the connection to the circuit board is stable.

## General ordering data

Type	SR-SMD 4.50/05/90LF 1.5...	Version
Order No.	<a href="#">1155900000</a>	PCB plug-in connector, Bus-contact block for CH20M12-67, Solder
GTIN (EAN)	4032248942381	flange, THT/THR solder connection, Number of poles: 5, 180°, Solder
Qty.	300 ST	pin length (l): 1.5 mm, Gold-plated, black
Type	SR-SMD 4.50/05/90LF 1.5...	Version
Order No.	<a href="#">1155890000</a>	PCB plug-in connector, Bus-contact block for CH20M12-67, Solder
GTIN (EAN)	4032248942527	flange, THT/THR solder connection, Number of poles: 5, 180°, Solder
Qty.	78 ST	pin length (l): 1.5 mm, Gold-plated, black


## CH20M17 B BUS BK/OR 2010

**Weidmüller Interface GmbH & Co. KG**  
 Klingenbergstraße 26  
 D-32758 Detmold  
 Germany

www.weidmueller.com

## Accessories

## Bus contact block - Middle solder flange



The integrated rail bus for the modular electronics housing system

When supplying, connecting or distributing within modular applications, the rail bus can replace the tedious individual wiring process with a flexible and uninterrupted system-wide solution.

The system bus is securely integrated within the 35-mm standard mounting rail. The SMD-bus contact block can be reflow-soldered so that it can be completely automatically processed during the component assembly. The resistant, gold-plated contact surfaces ensure a permanent and reliable contact for all housing widths.

- **Unlimited scalability** The integrated connection solution covers all system widths: from the 6-mm slice to the 67-mm large-area housing.
- **Easy to service during installation** It's easy to replace a module, even in existing modules groups – without any influence on the neighbouring modules.
- **Universal integration** The uninterrupted system bus is securely integrated within the 35-mm standard mounting rail.
- **Maximum availability** Five fully-galvanized and partially gold-plated twin-arched contacts are used to establish a permanent contact to the rail bus. THR solder flanges ensure that the connection to the circuit board is stable.

## General ordering data

Type	SR-SMD 4.50/05/90LFM 3....	Version
Order No.	<a href="#">1155880000</a>	PCB plug-in connector, Bus-contact block for CH20M12-67, Middle
GTIN (EAN)	4032248942305	solder flange, THT/THR solder connection, Number of poles: 5, 180°,
Qty.	300 ST	Solder pin length (l): 3.2 mm, Gold-plated, black
Type	SR-SMD 4.50/05/90LFM 3....	Version
Order No.	<a href="#">1155870000</a>	PCB plug-in connector, Bus-contact block for CH20M12-67, Middle
GTIN (EAN)	4032248942510	solder flange, THT/THR solder connection, Number of poles: 5, 180°,
Qty.	78 ST	Solder pin length (l): 3.2 mm, Gold-plated, black