

TXS SUPPLY

Weidmüller Interface GmbH & Co. KG


Klingenbergstraße 26

D-32758 Detmold

Germany

www.weidmueller.com

Product image



Space-saving supply modules

Our supply terminals enable potentials to be fed at the input – e.g.

neutral or minus potentials – or switched potentials to be fed at the output. In

conjunction with precisely fitting cross-connections from the TEMR SERIES,

the connections for the cables on the relay module remain free for actuators

or sensors. No additional feed-through terminal blocks are required, resulting

in huge space savings in the panel. At the same time, the wiring is simplified

as no double wire-end ferrules are required for the potential feed.

General ordering data

Version	TERMSERIES, Supply module, Number of contacts: 5, , Continuous current: 10 A, Screw connection
Order No.	1240780000
Type	TXS SUPPLY
GTIN (EAN)	4050118028140
Qty.	10 items

TXS SUPPLY

Weidmüller Interface GmbH & Co. KG

Klingenbergstraße 26

D-32758 Detmold

Germany

www.weidmueller.com

Technical data

Approvals

Approvals



ROHS Conform

Dimensions and weights

Depth	81.5 mm	Depth (inches)	3.2087 inch
Height	89.6 mm	Height (inches)	3.5276 inch
Width	6.4 mm	Width (inches)	0.252 inch
Net weight	24 g		

Temperatures

Storage temperature	-40 °C...85 °C	Operating temperature	-40 °C...60 °C
Humidity	5-95% relative humidity, Tu = 40°C, without condensation		

Environmental Product Compliance

RoHS Compliance Status	Compliant without exemption
REACH SVHC	No SVHC above 0.1 wt%

Load side

Continuous current	10 A	Max. switching voltage, AC	250 V
Max. switching voltage, DC	250 V	Contact type	5

General data

Operating altitude	≤ 2000 m, above sea level		
Mounting rail	TS 35		
Colour	black		
UL94 flammability rating component	Component	Housing	
	UL94 flammability rating	V-0	

Insulation coordination

Rated voltage	300 V	Pollution severity	2
Surge voltage category	III	Dielectric strength for control side - load 4 kVeff side	
Impulse withstand voltage	6 kV (1.2/50 µs)	Protection degree	IP20

Connection data

Wire connection method	Screw connection	Stripping length, rated connection	8 mm
Tightening torque, max.	0.4 Nm	Clamping range, rated connection	1.5 mm ²
Clamping range, min.	0.14 mm ²	Clamping range, max.	2.5 mm ²
Wire connection cross section AWG, min.	AWG 26	Wire connection cross section AWG, max.	AWG 14
Wire cross-section, solid, min.	0.14 mm ²	Wire cross-section, solid, max.	2.5 mm ²
Wire cross-section, solid, min. (AWG)	AWG 26	Wire cross-section, solid, max. (AWG)	AWG 14

TXS SUPPLY

Weidmüller Interface GmbH & Co. KG

Klingenbergstraße 26
D-32758 Detmold
Germany

www.weidmueller.com

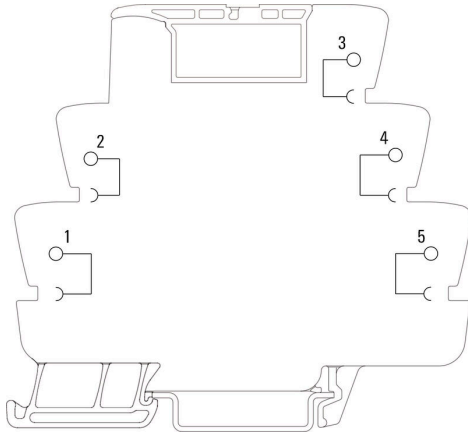
Technical data

Wire connection cross section, finely stranded, min.	0.14 mm ²	Wire connection cross section, finely stranded, max.	2.5 mm ²
Wire cross-section, finely stranded, min. (AWG)	AWG 26	Wire cross-section, finely stranded, max. (AWG)	AWG 14
Wire connection cross-section, finely stranded with wire-end ferrules DIN 46228/4, min.	0.25 mm ²	Wire connection cross-section, finely stranded with wire-end ferrules DIN 46228/4, max.	2.5 mm ²
Conductor cross-section, flexible, AEH (DIN 46228-1), min.	0.25 mm ²	Conductor cross-section, flexible, AEH (DIN 46228-1), max.	2.5 mm ²
Wire connection cross section, finely stranded, two clampable wires, min.	0.5 mm ²	Wire cross-section, finely stranded, two clampable wires, max.	1 mm ²
Twin wire-end ferrules, min.	0.5 mm ²	Twin wire-end ferrules, max.	1 mm ²
Blade size	size PHO		

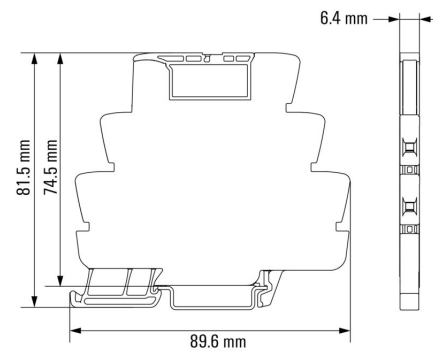
Classifications

ETIM 8.0	EC002586	ETIM 9.0	EC002586
ETIM 10.0	EC002586	ECLASS 14.0	27-37-16-92
ECLASS 15.0	27-37-16-92		

Wiring diagram

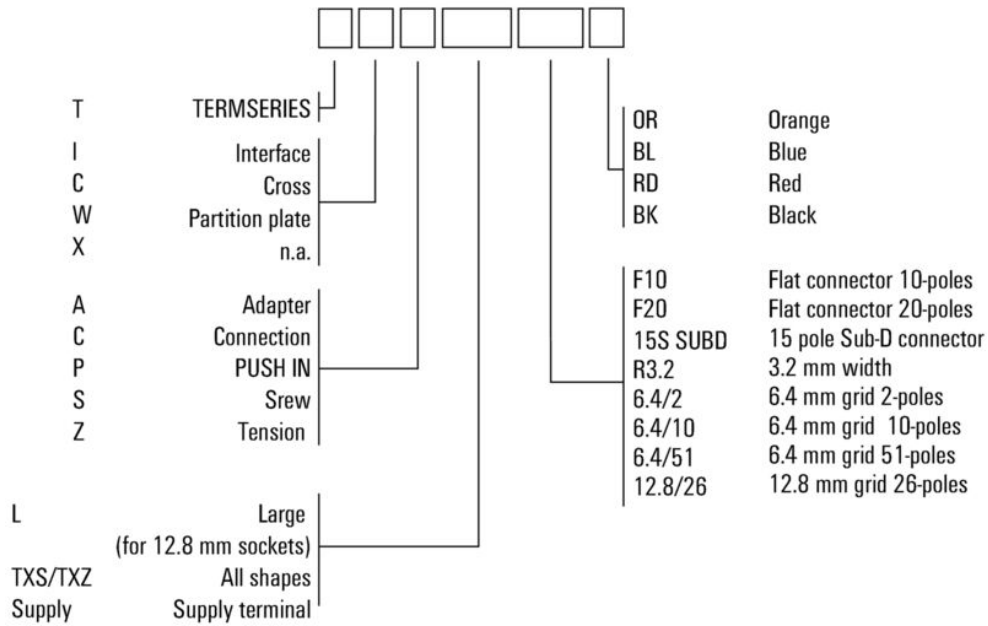


Dimensional drawing



Miscellaneous

Type code TERMSERIES accessories



Type codes