

SCZ 3.81/05/180FZE SN OR BX

Weidmüller Interface GmbH & Co. KG



Klingenbergstraße 26

D-32758 Detmold

Germany

www.weidmueller.com

Product image



The inverted SCZ pin plug with clamping-yoke screw connection is designed for straight wire connections in 3.81-mm pitch. It can be used in two ways:

- for wire-to-wire connections together with the BCZ
- as a mating plug for the touch-safe BCL socket block on the PCB.

The SCZ is available in four different versions:

- Without flange ("G", closed)
- With standard flange ("F", with socket nut)
- With inverted flange ("FI", with screw)
- and with Weidmüller's patented release latch for a tool-free, no-strain disconnect

The SCZ provides space for labelling and can be coded.

General ordering data

| | |
|--------------|--|
| Version | PCB plug-in connector, male plug, 3.81 mm, Number of poles: 5, 180°, Clamping yoke connection, Clamping range, max. : 1.5 mm², Box |
| Order No. | 1237130000 |
| Type | SCZ 3.81/05/180FZE SN OR BX |
| GTIN (EAN) | 4050118022575 |
| Qty. | 50 items |
| Product data | IEC: 320 V / 17.5 A / 0.2 - 1.5 mm² UL: 300 V / 10 A / AWG 28 - AWG 16 |
| Packaging | Box |

SCZ 3.81/05/180FZE SN OR BX

Weidmüller Interface GmbH & Co. KG
 Klingenbergstraße 26
 D-32758 Detmold
 Germany

www.weidmueller.com

Technical data

Approvals

Approvals



ROHS Conform

UL File Number Search [UL Website](#)

Certificate No. (cURus) E60693

Dimensions and weights

| | | | |
|------------|---------|-----------------|-------------|
| Depth | 42.1 mm | Depth (inches) | 1.6575 inch |
| Height | 12.5 mm | Height (inches) | 0.4921 inch |
| Net weight | 5.72 g | | |

Environmental Product Compliance

RoHS Compliance Status Compliant with exemption

RoHS Exemption (if applicable/known) 6c

REACH SVHC Lead 7439-92-1

SCIP cec56c8c-fe86-40ec-b01a-efe288a878ac

System Parameters

| | | | |
|--|--|-------------------|--------------|
| Product family | OMNIMATE Signal - series BC/SC 3.81 | | |
| Type of connection | Field connection | | |
| Wire connection method | Clamping yoke connection | | |
| Pitch in mm (P) | 3.81 mm | | |
| Pitch in inches (P) | 0.150 " | | |
| Conductor outlet direction | 180° | | |
| Number of poles | 5 | | |
| L1 in mm | 15.24 mm | | |
| L1 in inches | 0.600 " | | |
| Number of rows | 1 | | |
| Pin series quantity | 1 | | |
| Rated cross-section | 1 mm ² | | |
| Touch-safe protection acc. to DIN VDE 57 106 | finger-safe plugged/ back-of-hand-safe unplugged | | |
| Touch-safe protection acc. to DIN VDE 0470 | IP20 plugged/ IP10 unplugged | | |
| Volume resistance | ≤5 mΩ | | |
| Can be coded | Yes | | |
| Stripping length | 7 mm | | |
| Clamping screw | M 2 | | |
| Screwdriver blade | 0.4 x 2.5 | | |
| Screwdriver blade standard | DIN 5264 | | |
| Plugging cycles | 25 | | |
| Plugging force/pole, max. | 8 N | | |
| Pulling force/pole, max. | 5 N | | |
| Tightening torque | Torque type | Wire connection | |
| | Usage information | Tightening torque | min. 0.2 Nm |
| | | | max. 0.25 Nm |
| | Torque type | Screw flange | |
| Usage information | Tightening torque | min. 0.15 Nm | |
| | | max. 0.2 Nm | |

SCZ 3.81/05/180FZE SN OR BX

Weidmüller Interface GmbH & Co. KG
 Klingenbergstraße 26
 D-32758 Detmold
 Germany

www.weidmueller.com

Technical data

Material data

| | | | |
|---------------------------------------|-------------|---------------------------------------|--------------|
| Insulating material | PA 66 GF 30 | Colour | orange |
| Colour chart (similar) | RAL 2000 | Insulating material group | II |
| Comparative Tracking Index (CTI) | ≥ 550 | Moisture Level (MSL) | |
| UL 94 flammability rating | V-0 | Contact material | Copper alloy |
| Contact surface | tinned | Layer structure of plug contact | 4...8 µm Sn |
| Storage temperature, min. | -40 °C | Storage temperature, max. | 70 °C |
| Operating temperature, min. | -50 °C | Operating temperature, max. | 120 °C |
| Temperature range, installation, min. | -25 °C | Temperature range, installation, max. | 120 °C |

Conductors suitable for connection

| | |
|---|--------------------------|
| Clamping range, min. | 0.08 mm ² |
| Clamping range, max. | 1.5 mm ² |
| Wire connection cross section AWG, min. | AWG 28 |
| Wire connection cross section AWG, max. | AWG 16 |
| Solid, min. H05(07) V-U | 0.2 mm ² |
| Solid, max. H05(07) V-U | 1.5 mm ² |
| Flexible, min. H05(07) V-K | 0.2 mm ² |
| Flexible, max. H05(07) V-K | 1.5 mm ² |
| w. plastic collar ferrule, DIN 46228 pt 4, 0.2 mm ² min. | |
| w. plastic collar ferrule, DIN 46228 pt 4, 1.5 mm ² max. | |
| w. wire end ferrule, DIN 46228 pt 1, min. | 0.2 mm ² |
| w. wire end ferrule, DIN 46228 pt 1, max. | 1.5 mm ² |
| Plug gauge in accordance with EN 60999 a x b; ø | 2.4 mm x 1.5 mm ; 2.4 mm |

| | | | |
|--|--|------------------------------|-------------------------|
| Clampable conductor | Cross-section for conductor connection | Type | fine-wired |
| | | nominal | 0.5 mm ² |
| wire end ferrule | wire end ferrule | Stripping length | nominal 6 mm |
| | | Recommended wire-end ferrule | H0.5/6 |
| Cross-section for conductor connection | Cross-section for conductor connection | Type | fine-wired |
| | | nominal | 0.75 mm ² |
| wire end ferrule | wire end ferrule | Stripping length | nominal 6 mm |
| | | Recommended wire-end ferrule | H0.75/6 |
| Cross-section for conductor connection | Cross-section for conductor connection | Type | fine-wired |
| | | nominal | 1 mm ² |
| wire end ferrule | wire end ferrule | Stripping length | nominal 6 mm |
| | | Recommended wire-end ferrule | H1.0/6 |
| Cross-section for conductor connection | Cross-section for conductor connection | Type | fine-wired |
| | | nominal | 1.5 mm ² |
| wire end ferrule | wire end ferrule | Stripping length | nominal 7 mm |
| | | Recommended wire-end ferrule | H1.5/7 |

Reference text The outside diameter of the plastic collar should not be larger than the pitch (P). Length of ferrules is to be chosen depending on the product and the rated voltage.

SCZ 3.81/05/180FZE SN OR BX

Weidmüller Interface GmbH & Co. KG
 Klingenbergstraße 26
 D-32758 Detmold
 Germany

www.weidmueller.com

Technical data

Rated data acc. to IEC

| | | | |
|---|------------------------|---|------------------|
| tested acc. to standard | IEC 60664-1, IEC 61984 | Rated current, min. number of poles (Tu=20°C) | 17.5 A |
| Rated current, max. number of poles (Tu=20°C) | 17.1 A | Rated current, min. number of poles (Tu=40°C) | 17.5 A |
| Rated current, max. number of poles (Tu=40°C) | 15.2 A | Rated voltage for surge voltage class / pollution degree II/2 | 320 V |
| Rated voltage for surge voltage class / pollution degree III/2 | 160 V | Rated voltage for surge voltage class / pollution degree III/3 | 160 V |
| Rated impulse voltage for surge voltage class/ pollution degree II/2 | 2.5 kV | Rated impulse voltage for surge voltage class/ pollution degree III/2 | 2.5 kV |
| Rated impulse voltage for surge voltage class/ contamination degree III/3 | 2.5 kV | Short-time withstand current resistance | 3 x 1s with 76 A |

Rated data acc. to CSA

| | | | |
|-----------------------------------|--------|-----------------------------------|--------|
| Rated voltage (Use group B / CSA) | 300 V | Rated voltage (Use group C / CSA) | 50 V |
| Rated current (Use group B / CSA) | 10 A | Rated current (Use group C / CSA) | 10 A |
| Wire cross-section, AWG, min. | AWG 28 | Wire cross-section, AWG, max. | AWG 16 |

Rated data acc. to UL 1059

| | | | |
|---------------------------------------|--|---------------------------------------|--------|
| Institute (cURus) | CURUS | Certificate No. (cURus) | E60693 |
| Rated voltage (Use group B / UL 1059) | 300 V | Rated voltage (Use group D / UL 1059) | 300 V |
| Rated current (Use group B / UL 1059) | 10 A | Rated current (Use group D / UL 1059) | 10 A |
| Wire cross-section, AWG, min. | AWG 28 | Wire cross-section, AWG, max. | AWG 16 |
| Reference to approval values | Specifications are maximum values, details - see approval certificate. | | |

Packing

| | | | |
|-----------|----------|------------|-----------|
| Packaging | Box | VPE length | 162.00 mm |
| VPE width | 93.00 mm | VPE height | 83.00 mm |

Type tests

| | | | |
|--|----------------|---|-------------------------------|
| Test: Durability of markings | Standard | DIN EN 61984 section 7.3.2 / 09.02 taking pattern from DIN EN 60068-2-70 / 07.96 | |
| | Test | mark of origin, type identification, rated voltage, rated cross-section, pitch, type of material, approval marking UL, approval marking CSA | |
| | Evaluation | available | |
| | Test | durability | |
| | Evaluation | passed | |
| Test: Misengagement (Non-interchangeability) | Standard | DIN EN 61984 section 6.3 and 6.9.1 / 09.02, DIN EN 60512-13-5 / 11.06 | |
| | Test | 180° turned without coding elements | |
| | Evaluation | passed | |
| | Test | visual examination | |
| | Evaluation | passed | |
| Test: Clampable cross section | Standard | DIN EN 60999-1 section 7 and 9.1 / 12.00, DIN EN 60947-1 section 8.2.4.5.1 / 12.02 | |
| | Conductor type | Type of conductor and conductor cross-section | solid 0.08 mm ² |
| | | Type of conductor and conductor cross-section | stranded 0.08 mm ² |

SCZ 3.81/05/180FZE SN OR BX

Weidmüller Interface GmbH & Co. KG
 Klingenbergstraße 26
 D-32758 Detmold
 Germany

www.weidmueller.com

Technical data

| | | |
|----------------|---|-------------------------------|
| | Type of conductor and conductor cross-section | solid 1.5 mm ² |
| | Type of conductor and conductor cross-section | stranded 1.5 mm ² |
| | Type of conductor and conductor cross-section | AWG 28/1 |
| | Type of conductor and conductor cross-section | AWG 28/19 |
| | Type of conductor and conductor cross-section | AWG 16/1 |
| | Type of conductor and conductor cross-section | AWG 16/19 |
| | Evaluation | passed |
| Standard | DIN EN 60999-1 section 9.4 / 12.00 | |
| Requirement | 0.2 kg | |
| Conductor type | Type of conductor and conductor cross-section | stranded 0.25 mm ² |
| | Type of conductor and conductor cross-section | AWG 28/1 |
| | Type of conductor and conductor cross-section | AWG 28/19 |
| Evaluation | passed | |
| Requirement | 0.3 kg | |
| Conductor type | Type of conductor and conductor cross-section | solid 0.5 mm ² |
| | Evaluation | passed |
| Requirement | 0.4 kg | |
| Conductor type | Type of conductor and conductor cross-section | solid 1.5 mm ² |
| | Type of conductor and conductor cross-section | stranded 1.5 mm ² |
| | Type of conductor and conductor cross-section | AWG 16/1 |
| | Type of conductor and conductor cross-section | AWG 16/19 |
| Evaluation | passed | |
| Standard | DIN EN 60999-1 section 9.5 / 12.00 | |
| Requirement | ≥10 N | |
| Conductor type | Type of conductor and conductor cross-section | stranded 0.25 mm ² |
| | Type of conductor and conductor cross-section | AWG 28/1 |
| | Type of conductor and conductor cross-section | AWG 28/19 |
| Evaluation | passed | |
| Requirement | ≥20 N | |

SCZ 3.81/05/180FZE SN OR BX

Weidmüller Interface GmbH & Co. KG
 Klingenbergstraße 26
 D-32758 Detmold
 Germany

www.weidmueller.com

Technical data

| | | |
|----------------|---|-----------|
| Conductor type | Type of conductor and conductor cross-section | H05V-U0.5 |
| Evaluation | passed | |
| Requirement | ≥40 N | |
| Conductor type | Type of conductor and conductor cross-section | H07V-U1.5 |
| | Type of conductor and conductor cross-section | H07V-K1.5 |
| | Type of conductor and conductor cross-section | AWG 16/1 |
| | Type of conductor and conductor cross-section | AWG 16/19 |
| Evaluation | passed | |

Important note

IPC conformity Conformity: The products are developed, manufactured and delivered according international recognized standards and norms and comply with the assured properties in the data sheet resp. fulfill decorative properties in accordance with IPC-A-6 10 "Class 2". Further claims on the products can be evaluated on request.

- Notes
- Additional variants on request
 - Rated current related to rated cross-section & min. No. of poles.
 - Wire end ferrule with plastic collar to DIN 46228/4
 - P on drawing = pitch
 - Rated data refer only to the component itself. Clearance and creepage distances to other components are to be designed in accordance with the relevant application standards.
 - In accordance with IEC 61984, OMNIMATE-connectors are connectors without breaking capacity (COC). During designated use, connectors are not allowed to be engaged or disengaged when live or under load
 - Long term storage of the product with average temperature of 50 °C and maximum humidity 70%, 36 months

Classifications

| | | | |
|-------------|-------------|-------------|-------------|
| ETIM 8.0 | EC002638 | ETIM 9.0 | EC002638 |
| ETIM 10.0 | EC002638 | ECLASS 14.0 | 27-46-02-02 |
| ECLASS 15.0 | 27-46-02-02 | | |


SCZ 3.81/05/180FZE SN OR BX

Weidmüller Interface GmbH & Co. KG
 Klingenbergstraße 26
 D-32758 Detmold
 Germany

www.weidmueller.com

Drawings

Product image



Dimensional drawing



Graph



Graph



Graph



Example of use

