

DRW370024LT

Weidmüller Interface GmbH & Co. KG

Klingenbergstraße 26

D-32758 Detmold

Germany

www.weidmueller.com

Product image



Individual relays within the D-SERIES DRW

- 3 CO contacts
- Optional AC or DC coils
- With test button and Integrated status LED

General ordering data

Version	D-SERIES DRW / DRH, Relay, Number of contacts: 3, CO contact AgCdO, Rated control voltage: 24 V DC, Continuous current: 16 A, Flat blade connections (4.8 mm x 0.5 mm), Test button available: Yes
Order No.	1219790000
Type	DRW370024LT
GTIN (EAN)	4032248998807
Qty.	10 items
Delivery status	Discontinued
Available until	2021-04-30T00:00:00+02:00
Alternative product	DRW373024LT

Creation date 19.02.2026 10:05:15 MEZ

Catalogue status / Drawings

Technical data

Approvals

Approvals



UL File Number Search

[UL Website](#)

Certificate No. (cURus)

E312083

Dimensions and weights

Depth	48 mm	Depth (inches)	1.8898 inch
Height	36 mm	Height (inches)	1.4173 inch
Width	36 mm	Width (inches)	1.4173 inch
Net weight	74.71 g		

Temperatures

Storage temperature	-40 °C...60 °C	Operating temperature	-40 °C...60 °C
Humidity	35 % to 85 % relative humidity level		

Environmental Product Compliance

REACH SVHC	Cadmiumoxid 1306-19-0
SCIP	d639b09c-1311-4897-9d28-417da254eb99

Rated data UL

Certificate No. (cURus)	E312083
-------------------------	---------

Control side

Rated control voltage	24 V DC	Rated current DC	60 mA
Power rating	1.5 W	Coil resistance	400 Ω ± 10 %
Status indicator	Green LED		

Load side

Rated switching voltage	400 VAC	Continuous current	16 A
Max. switching frequency at rated load	0.1 Hz	Max. switching voltage, DC	250 V
Inrush current	80 A / 50 ms	AC switching capacity (resistive), max.	6400 VA
DC switching capacity (resistive), max.	384 W @ 24 V	Switch-on delay	< 20 ms
Switch-off delay	< 20 ms	Contact type	3 CO contact (AgCdO)
Mechanical service life	10 x 10 ⁶ switching cycles	Min. switching power	100 mA @ 12 V

General data

Test button available	Yes	
Version of test button	Lockable test button, Momentary test button	
Mechanical switch position indicator	Yes	
Colour	Transparent	
UL94 flammability rating component	Component	Relay test button
	UL94 flammability rating	HB
	Component	Relay status indicator
	UL94 flammability rating	HB
	Component	Relay baseplate
	UL94 flammability rating	V-0

Technical data

Component	Relay cover
UL94 flammability rating	V-2

Insulation coordination

Insulation coordination according to	EN 61810-1:2008	Rated voltage	400 V
Pollution severity	3	Surge voltage category	III
Insulating material group	IIIa	Clearance and creepage distances for control side - load side	≥ 6,3 mm
Dielectric strength for control side - load side	2.5 kVeff / 1 Min.	Dielectric strength of neighbouring contacts	1.5 kVeff / 1 min.
Dielectric strength of open contact	2.5 kVeff / 1 Min.	Protection degree	IP20

Further details of approvals / standards

Certificate No. (cURus)	E312083
-------------------------	---------

Connection data

Wire connection method	Flat blade connections (4.8 mm x 0.5 mm)
------------------------	---

Important note

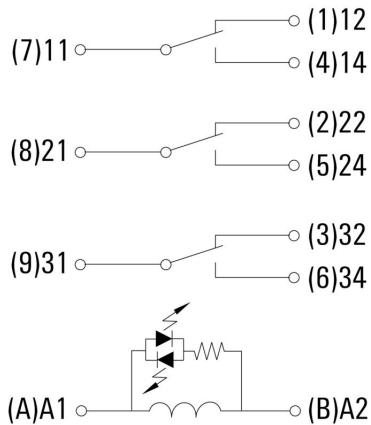
Product information	This article uses an exemption named in Annex III of the RoHS Directive 2011/65/EU "8b - Cadmium and cadmium compounds in electrical contacts", which could only be valid until 21.07.2021, depending on the product category. Please check whether you can use this article depending on the place of marketing and the product category concerned. Alternative product with modified contact material: 2765650000
---------------------	---

Classifications

ETIM 8.0	EC001437	ETIM 9.0	EC001437
ETIM 10.0	EC001437	ECLASS 14.0	27-37-16-01
ECLASS 15.0	27-37-16-01		

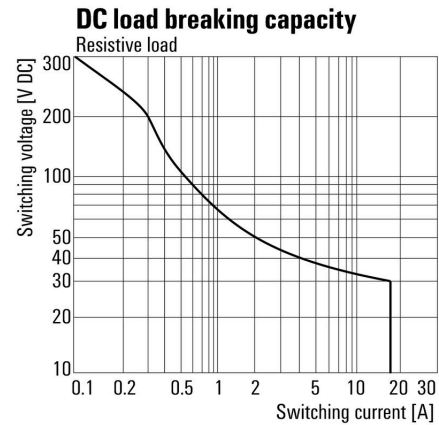
Drawings

Wiring diagram



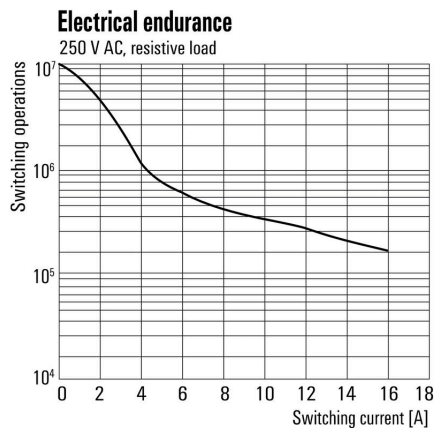
View of Pins from below

Graph



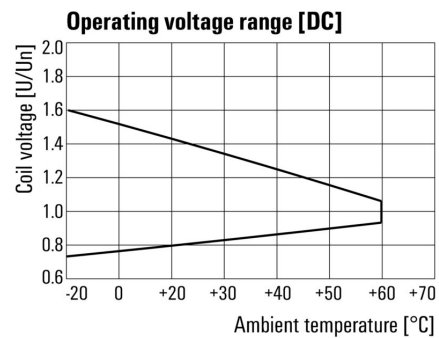
DC load limit curve Resistive load

Graph



Electrical service life Resistive load

Graph



DC operational voltage range

Dimensional drawing



Miscellaneous



Type codes

DRW370024LT

Weidmüller Interface GmbH & Co. KG
 Klingenbergstraße 26
 D-32758 Detmold
 Germany

www.weidmueller.com

Accessories

Sockets



Relay sockets for the D-SERIES DRW/DRH relays

- Up to 3 CO contacts
- Screw connection

General ordering data

Type	SPW ECO 3CO	Version	
Order No.	1220250000	D-SERIES DRW / DRH, Relay socket, Number of contacts: 3, CO	
GTIN (EAN)	4032248100101	contact, Continuous current: 16 A, Screw connection	
Qty.	10 ST		

Protection modules



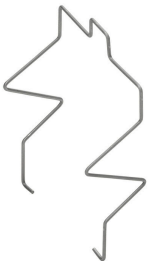
Pluggable protective modules for the D-SERIES relay sockets, with optional protective functions.

- With free-wheeling diode or RC filter

General ordering data

Type	RIM 5 6/230VDC	Version	
Order No.	1174650000	D-SERIES, Free-wheeling diode, Rated control voltage: 6...230 V DC,	
GTIN (EAN)	4032248971305	Plug-in connection	
Qty.	10 ST		

Retaining clips



Retaining clip for D-SERIES DRW/DRH relays

- Metal retaining clip

General ordering data

Type	DRW/DRH CLIP M	Version	
Order No.	1220260000	D-SERIES DRW / DRH, Retaining clip	
GTIN (EAN)	4032248999576		
Qty.	10 ST		

DRW370024LT

Weidmüller Interface GmbH & Co. KG
 Klingenbergstraße 26
 D-32758 Detmold
 Germany

www.weidmueller.com

Accessories

Test button cover

Test button cover for the D-SERIES DRW/DRH relays.



General ordering data

Type	TEST LEVER BLOCK DRH/DRW	Version
Order No.	7760056249	D-SERIES DRW / DRH, Test button cover
GTIN (EAN)	6944 169641626	
Qty.	10 ST	

Blank



ESG is the tried-and-tested marker in MultiCard format for use on many well-known electrical devices. The result is high-quality device marking with a high-contrast appearance.

Various types are available for devices from manufacturers like Siemens, ABB, Beckhoff etc.

Advantages at a glance:

- Tags for universal usage, self-adhesive or clip-on tags, depending on type
- For aligned equipment, e.g. circuit breakers, we supply ESG markers for clipping onto tag rails
- Individual laser-quality printing according to specifications

For custom printing: Please send us a file of our labeling software M-Print PRO or M-Print PRO Online (without installation) for your labeling specifications.

General ordering data

Type	ESG 6/15 K MC NE GE	Version
Order No.	1880130000	ESG, Device markers x 15 mm, PA 66, Colour: yellow, Self-adhesive
GTIN (EAN)	4032248478910	
Qty.	200 ST	
Type	ESG 6/15 K MC NE WS	Version
Order No.	1880100000	ESG, Device markers x 15 mm, PA 66, Colour: white, Self-adhesive
GTIN (EAN)	4032248478781	
Qty.	200 ST	
Type	ESG 6/17 K MC NE GE	Version
Order No.	1880110000	ESG, Device markers x 17 mm, PA 66, Colour: yellow, Self-adhesive
GTIN (EAN)	4032248478798	
Qty.	200 ST	
Type	ESG 6/17 K MC NE WS	Version
Order No.	1880120000	ESG, Device markers x 17 mm, PA 66, Colour: white, Self-adhesive
GTIN (EAN)	4032248478804	
Qty.	200 ST	

DRW370024LT

Weidmüller Interface GmbH & Co. KG
 Klingenbergstraße 26
 D-32758 Detmold
 Germany

www.weidmueller.com

Accessories

Type	ESG 9/11 K MC NE WS	Version	
Order No.	1857440000	ESG, Device markers x 11 mm, PA 66, Colour: white, Self-adhesive	
GTIN (EAN)	4032248402731		
Qty.	200 ST		

Blank, adhesive backing



SM is a MultiCard marker for labelling control and signalling devices. The tags are clipped into the carriers or attached by means of the adhesive film already fitted to them. Customised tags can be created with the PrintJet CONNECT or Plotter marking systems.

- Users can quickly produce tags to suit their needs
- No need to stock expensive standard tags
- Highly resistant printing quality when using the PrintJet as a substitute for engraving
- For extreme demands, we recommend the ETO SM protective film
- Holders can be used for the 22-mm or 30-mm-diameter push-buttons from Siemens, ABB, Moeller and Télémécanique

For custom printing: Please send us a file of our labeling software M-Print PRO or M-Print PRO Online (without installation) for your labeling specifications.

General ordering data

Type	SM 18/9.5 K MC NE WS	Version	
Order No.	1248580000	SwitchMark, Device markers, 9.5 x 18 mm, white	
GTIN (EAN)	4050118038965		
Qty.	200 ST		
Type	SM 18/9.5 K MC NE GR	Version	
Order No.	1248610000	SwitchMark, Device markers, 9.5 x 18 mm, grey	
GTIN (EAN)	4050118038675		
Qty.	200 ST		
Type	SM 18/9.5 K MC NE GE	Version	
Order No.	1248590000	SwitchMark, Device markers, 9.5 x 18 mm, Siemens 3 SB, yellow	
GTIN (EAN)	4050118038958		
Qty.	200 ST		

ESG 6/17



Guaranteed long service life: ESG

The multi-colour and multi-format labels have a strong adhesive layer to ensure the best possible adhesion to the underlying surface. Double laminated polyester makes the basic material very thin and yet extremely tear-resistant.

Your benefits with MultiMark

- "Different materials for various requirements"
- Can be used with equipment from many manufacturers
- Device markers with a familiar design

Accessories

General ordering data

Type	ESG 6/17 MM WS	Version	
Order No.	2005100000	ESG, Device markers, 6 x 17 mm, white	
GTIN (EAN)	4050118390728		
Qty.	3000 ST		

Counterpart

Sockets



Relay sockets for the D-SERIES DRW/DRH relays

- Up to 3 CO contacts
- Screw connection

General ordering data

Type	SPW ECO 3CO	Version	
Order No.	1220250000	D-SERIES DRW / DRH, Relay socket, Number of contacts: 3, CO	
GTIN (EAN)	4032248100101	contact, Continuous current: 16 A, Screw connection	
Qty.	10 ST		