

PWR173006L

Weidmüller Interface GmbH & Co. KG


Klingenbergstraße 26

D-32758 Detmold

Germany

www.weidmueller.com

Product image



Similar to illustration

Our small industrial contactors of the PWR are particularly suitable for switching larger load currents.

- 1 NO contact (30 A) and 2 NO contacts (25 A)
- AgSnO Contact material
- Double contact to increase contact opening
- Direct mounting on DIN rail TS35
- With integrated status LED

General ordering data

Version	D-SERIES PWR, Relay module, Number of contacts: 1, NO contact AgSnO, Rated control voltage: 6 V DC, Continuous current: 30 A, Screw connection, Test button available: No
Order No.	1219460000
Type	PWR173006L
GTIN (EAN)	4032248998913
Qty.	10 items

Technical data

Approvals

Approvals



ROHS	Conform
UL File Number Search	UL Website
Certificate No. (cURus)	E312083

Dimensions and weights

Depth	55 mm	Depth (inches)	2.1654 inch
Height	34 mm	Height (inches)	1.3386 inch
Width	50.5 mm	Width (inches)	1.9882 inch
Net weight	105.6 g		

Temperatures

Storage temperature	-25 °C...55 °C	Ambient temperature	-25 °C...55 °C
Operating temperature		Humidity	35...85 % rel. humidity, no condensation

Environmental Product Compliance

RoHS Compliance Status	Compliant without exemption
REACH SVHC	No SVHC above 0.1 wt%

Rated data UL

Certificate No. (cURus)	E312083
-------------------------	---------

Control side

Rated control voltage	6 V DC	Rated current DC	317 mA
Power rating	1.9 W	Coil resistance	18.9 Ω ± 10 %
Status indicator	Green LED		

Load side

Rated switching voltage	277 V AC	Continuous current	30 A
Max. switching frequency at rated load	0.1 Hz	Max. switching voltage, AC	250 V
Inrush current	150 A / 50 ms	AC switching capacity (resistive), max.	8300 VA
DC switching capacity (resistive), max.	720 W @ 24 V	Switch-on delay	<20 ms
Switch-off delay	<10 ms	Contact type	1 NO contact (AgSnO)
Min. switching power	100 mA @ 12 V		

General data

Mounting rail	TS 35	
Test button available	No	
Mechanical switch position indicator	No	
Colour	beige	
UL94 flammability rating component	Component	Relay test button
	UL94 flammability rating	HB
	Component	Relay status indicator
	UL94 flammability rating	HB

Technical data

Component	Relay baseplate
UL94 flammability rating	V-0
Component	Relay cover
UL94 flammability rating	V-2

Insulation coordination

Rated voltage	250 V	Pollution severity	3
Surge voltage category	III	Insulating material group	IIIa
Clearance and creepage distances for control side - load side	≥ 5.5 mm	Dielectric strength for control side - load side	4 kVeff / 1 min
Dielectric strength of open contact	2 kVeff / 1 min	Impulse withstand voltage	6 kV (1.2/50 µs)
Protection degree	IP10		

Further details of approvals / standards

Certificate No. (cURus)	E312083
-------------------------	---------

Connection data (control side)

Wire connection method (control side)	Screw connection	Min. rated connection clamping range (control side)	0.5 mm ²
Max. rated connection clamping range (control side)	2.5 mm ²	Min. tightening torque (control side)	0.5 Nm
Max. tightening torque (control side)	1.2 Nm	Blade size (control side)	Gr. PH2

Connection data (load side)

Wire connection method (load side)	Screw connection	Min. rated connection clamping range (load side)	0.5 mm ²
Max. rated connection clamping range (load side)	4 mm ²	Min. tightening torque (load side)	0.5 Nm
Max. tightening torque (load side)	1.2 Nm	Blade size (load side)	Gr. PH2

Connection data

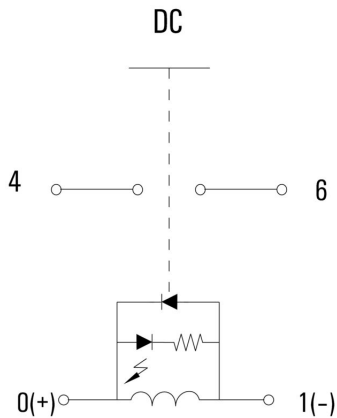
Wire connection method	Screw connection
------------------------	------------------

Classifications

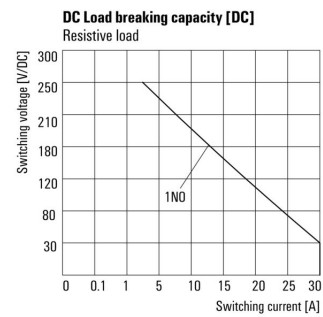
ETIM 8.0	EC001437	ETIM 9.0	EC001437
ETIM 10.0	EC001437	ECLASS 14.0	27-37-16-01
ECLASS 15.0	27-37-16-01		

Drawings

Wiring diagram

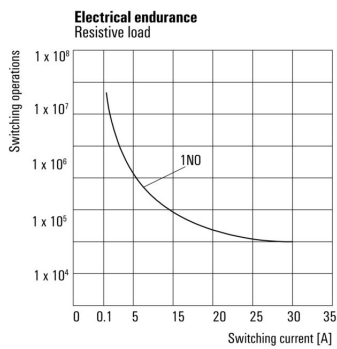


Graph



DC load limit curve Resistive load

Graph



Electrical service life Resistive load

Graph



DC operational voltage range

Dimensional drawing



Drawings

Miscellaneous



Type codes