

## PWR276730L

Weidmüller Interface GmbH &amp; Co. KG


Klingenbergstraße 26

D-32758 Detmold

Germany

www.weidmueller.com

## Product image



Similar to illustration

Our small industrial contactors of the PWR are particularly suitable for switching larger load currents.

- 1 NO contact (30 A) and 2 NO contacts (25 A)
- AgSnO Contact material
- Double contact to increase contact opening
- Direct mounting on DIN rail TS35
- With integrated status LED

## General ordering data

Version	D-SERIES PWR, Relay module, Number of contacts: 2, NO contact AgSnO, Rated control voltage: 230 V AC, Continuous current: 25 A, Screw connection, Test button available: No
Order No.	<a href="#">1219190000</a>
Type	PWR276730L
GTIN (EAN)	4032248999118
Qty.	10 items

**Technical data**

**Approvals**

Approvals



ROHS	Conform
UL File Number Search	<a href="#">UL Website</a>
Certificate No. (cURus)	E312083

**Dimensions and weights**

Depth	55 mm	Depth (inches)	2.1654 inch
Height	34 mm	Height (inches)	1.3386 inch
Width	50.5 mm	Width (inches)	1.9882 inch
Net weight	120 g		

**Temperatures**

Storage temperature	-25 °C...55 °C	Ambient temperature	-25 °C...55 °C
Operating temperature		Humidity	35...85 % rel. humidity, no condensation

**Environmental Product Compliance**

RoHS Compliance Status	Compliant without exemption
REACH SVHC	No SVHC above 0.1 wt%

**Rated data UL**

Certificate No. (cURus)	E312083
-------------------------	---------

**Control side**

Rated control voltage	230 V AC	Rated current AC	11 mA
Power rating	2.5 VA	Coil resistance	21000 Ω ± 10 %
Status indicator	Green LED		

**Load side**

Rated switching voltage	277 V AC	Continuous current	25 A
Max. switching frequency at rated load	0.1 Hz	Inrush current	120 A / 50 ms
AC switching capacity (resistive), max.	6900 VA	DC switching capacity (resistive), max.	600 W @ 24 V
Switch-on delay	<30 ms	Switch-off delay	<30 ms
Contact type	2 NO contact (AgSnO)	Min. switching power	100 mA @ 12 V

**General data**

Mounting rail	TS 35	
Test button available	No	
Mechanical switch position indicator	No	
Colour	beige	
UL94 flammability rating component	Component	Relay test button
	UL94 flammability rating	HB
	Component	Relay status indicator
	UL94 flammability rating	HB
	Component	Relay baseplate

**Technical data**

UL94 flammability rating	V-0
Component	Relay cover
UL94 flammability rating	V-2

**Insulation coordination**

Rated voltage	250 V	Pollution severity	3
Surge voltage category	III	Insulating material group	IIIa
Clearance and creepage distances for control side - load side	≥ 5.5 mm	Dielectric strength for control side - load side	4 kVeff / 1 min
Dielectric strength of neighbouring contacts	2 kVeff / 1 min	Dielectric strength of open contact	2 kVeff / 1 min
Impulse withstand voltage	6 kV (1.2/50 µs)	Protection degree	IP10

**Further details of approvals / standards**

Certificate No. (cURus)	E312083
-------------------------	---------

**Connection data (control side)**

Wire connection method (control side)	Screw connection	Min. rated connection clamping range (control side)	0.5 mm <sup>2</sup>
Max. rated connection clamping range (control side)	2.5 mm <sup>2</sup>	Min. tightening torque (control side)	0.5 Nm
Max. tightening torque (control side)	1.2 Nm	Blade size (control side)	Gr. PH2

**Connection data (load side)**

Wire connection method (load side)	Screw connection	Min. rated connection clamping range (load side)	0.5 mm <sup>2</sup>
Max. rated connection clamping range (load side)	4 mm <sup>2</sup>	Min. tightening torque (load side)	0.5 Nm
Max. tightening torque (load side)	1.2 Nm	Blade size (load side)	Gr. PH2

**Connection data**

Wire connection method	Screw connection
------------------------	------------------

**Classifications**

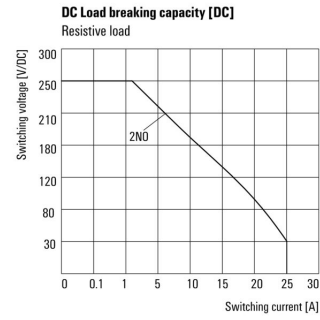
ETIM 8.0	EC001437	ETIM 9.0	EC001437
ETIM 10.0	EC001437	ECLASS 14.0	27-37-16-01
ECLASS 15.0	27-37-16-01		

Drawings

Wiring diagram



Graph



DC load limit curve Resistive load

Graph



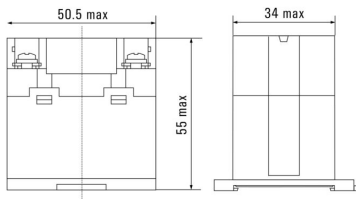
Electrical service life Resistive load

Graph



AC operational voltage range

Dimensional drawing



**Drawings**

**Miscellaneous**



Type codes