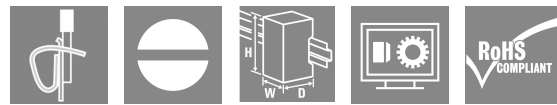



## RCIKITZ 24VDC 2CO LD/FG

**Weidmüller Interface GmbH & Co. KG**  
 Klingenbergstraße 26  
 D-32758 Detmold  
 Germany

www.weidmueller.com

### Product image



Relay modules with forcibly guided contacts  
 Relays with forcibly guided contacts have a 99 % diagnostics coverage and an excellent reputation for use in safety systems. The contacts interlock mechanically with each other in order to ensure a synchronous switching status of both contacts. This guarantees that the alert contact will maintain the same switching status in the event of an error (for example, if the working contact welds from an overload). The controller (or safety controller) detects the alert contact and then compares the set values and actual values. If a difference occurs, measures can then be taken to protect equipment and human life.

- 2 CO contacts with 6 A, forcibly guided according to EN 61810-3 type B
- Proven component in safety technology
- Diagnosis coverage of 99 %

### General ordering data

Version	RIDERSERIES FG, Relay module with positively driven contacts, Number of contacts: 2, CO contacts forcibly guided (EN 61810-3 type B) AgCuNi, Rated control voltage: 24 V DC $\pm$ 10 %, Continuous current: 6 A, Tension-clamp connection, Test button available: No
Order No.	<a href="#">1218390000</a>
Type	RCIKITZ 24VDC 2CO LD/FG
GTIN (EAN)	4050118002409
Qty.	10 items

## RCIKITZ 24VDC 2CO LD/FG

Weidmüller Interface GmbH &amp; Co. KG

Klingenbergstraße 26

D-32758 Detmold

Germany

www.weidmueller.com

## Technical data

## Approvals

Approvals



ROHS Conform

## Dimensions and weights

Depth	63.8 mm	Depth (inches)	2.5118 inch
Height	98.1 mm	Height (inches)	3.8622 inch
Width	16 mm	Width (inches)	0.6299 inch
Net weight	58.08 g		

## Temperatures

Storage temperature	-40 °C...85 °C	Ambient temperature	-40 °C...70 °C
Operating temperature		Humidity	40 °C / 95 % rel. humidity, no condensation

## Environmental Product Compliance

RoHS Compliance Status	Compliant with exemption
RoHS Exemption (if applicable/known)	7a, 7cI
REACH SVHC	Lead 7439-92-1
SCIP	fc45714a-dcf9-499e-b37b-5a6f61f2521f

## Control side

Rated control voltage	24 V DC $\pm$ 10 %	Rated current DC	31.6 mA
Power rating	759 mW	Coil resistance	720 $\Omega$ $\pm$ 10 %
Status indicator	Green LED	Protective circuit	Free-wheeling diode

## Load side

Rated switching voltage	250 V AC	Continuous current	6 A
Max. switching frequency at rated load	0.1 Hz	Max. switching voltage, DC	250 V
Inrush current	15 A / 20 ms	AC switching capacity (resistive), max.	1500 VA
DC switching capacity (resistive), max.	144 W @ 24 V	Switch-on delay	$\leq$ 12 ms
Switch-off delay	$\leq$ 6 ms	Contact type	2 CO contacts forcibly guided (EN 61810-3 type B) (AgCuNi)
Mechanical service life	> 50 x 10 <sup>6</sup> switching cycles	Min. switching power	1 mA @ 24 V, 10 mA @ 10 V, 100 mA @ 5 V

## General data

Mounting rail	TS 35	Test button available	No
Mechanical switch position indicator	No	Colour	black
UL 94 flammability rating	V-1		

## Insulation coordination

Rated voltage	250 V	Pollution severity	2
Surge voltage category	III	Clearance and creepage distances for control side - load side	$\geq$ 10 mm

## RCIKITZ 24VDC 2CO LD/FG

**Weidmüller Interface GmbH & Co. KG**  
 Klingenbergstraße 26  
 D-32758 Detmold  
 Germany

www.weidmueller.com

## Technical data

Dielectric strength for control side - load side	2.5 kVeff / 1 Min.	Dielectric strength of neighbouring contacts	2.5 kVeff / 1 Min.
Dielectric strength of open contact	1.5 kVeff / 1 min.	Impulse withstand voltage	6 kV (1.2/50 µs)
Protection degree	IP20		

### Further details of approvals / standards

Relevant rim module	<a href="#">RIM 2 6/24VDC GN</a>	Relevant relay	<a href="#">RCI42424FG</a>
Relevant base	<a href="#">SRC 2CO Z</a>	Standards	DIN EN 50205
Certificate no. (cURus) base	E223759		

### Connection data

Wire connection method	Tension-clamp connection	Stripping length, rated connection	8 mm
Clamping range, rated connection	1.5 mm <sup>2</sup>	Clamping range, min.	0.5 mm <sup>2</sup>
Clamping range, max.	1.5 mm <sup>2</sup>	Blade size	0.4 x 2.5 mm

### Classifications

ETIM 8.0	EC001437	ETIM 9.0	EC001437
ETIM 10.0	EC001437	ECLASS 14.0	27-37-16-01
ECLASS 15.0	27-37-16-01		

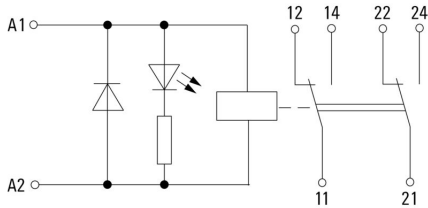
**RCIKITZ 24VDC 2CO LD/FG**

**Weidmüller Interface GmbH & Co. KG**  
 Klingenbergstraße 26  
 D-32758 Detmold  
 Germany

www.weidmueller.com

**Drawings**

**Wiring diagram**



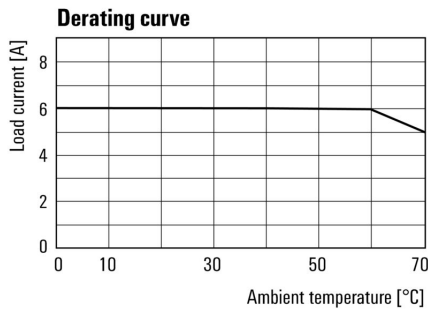
Connection diagram

**Graph**



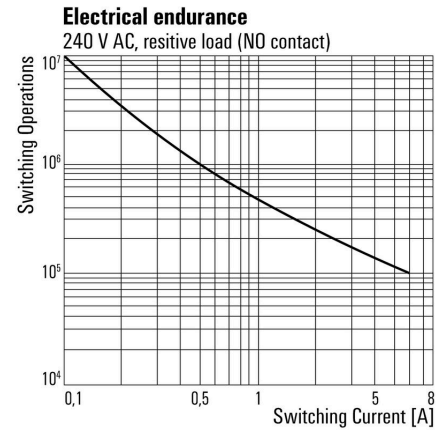
DC load limit curve

**Graph**

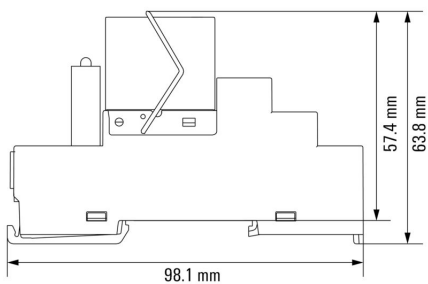


DC load limit curve

**Graph**



**Dimensional drawing**



**RCIKITZ 24VDC 2CO LD/FG**

**Weidmüller Interface GmbH & Co. KG**  
 Klingenbergstraße 26  
 D-32758 Detmold  
 Germany

**Drawings**

www.weidmueller.com

