

RCI42424FG

Weidmüller Interface GmbH & Co. KG

Klingenbergstraße 26

D-32758 Detmold

Germany

www.weidmueller.com

Product image



Relay modules with forcibly guided contacts
Relays with forcibly guided contacts have a 99 % diagnostics coverage and an excellent reputation for use in safety systems. The contacts interlock mechanically with each other in order to ensure a synchronous switching status of both contacts. This guarantees that the alert contact will maintain the same switching status in the event of an error (for example, if the working contact welds from an overload). The controller (or safety controller) detects the alert contact and then compares the set values and actual values. If a difference occurs, measures can then be taken to protect equipment and human life.

- 2 CO contacts with 6 A, forcibly guided according to EN 61810-3 type B
- Proven component in safety technology
- Diagnosis coverage of 99 %

General ordering data

Version	RIDERSERIES FG, Relay with positively driven contacts, Number of contacts: 2, CO contacts forcibly guided (EN 61810-3 type B) AgCuNi, Rated control voltage: 24 V DC, Continuous current: 6 A, Plug-in connection, Test button available: No
Order No.	1218380000
Type	RCI42424FG
GTIN (EAN)	4050118001891
Qty.	12 items

RCI42424FG

Weidmüller Interface GmbH & Co. KG

Klingenbergstraße 26
D-32758 Detmold
Germany

www.weidmueller.com

Technical data

Approvals

ROHS	Conform
------	---------

Dimensions and weights

Depth	25.6 mm	Depth (inches)	1.0079 inch
Height	30.2 mm	Height (inches)	1.189 inch
Width	12.7 mm	Width (inches)	0.5 inch
Net weight	17.97 g		

Temperatures

Storage temperature	-40 °C...85 °C	Ambient temperature	-40 °C...70 °C
Operating temperature		Humidity	40 °C / 95 % rel. humidity, no condensation

Environmental Product Compliance

RoHS Compliance Status	Compliant without exemption
REACH SVHC	No SVHC above 0.1 wt%

Control side

Rated control voltage	24 V DC	Rated current DC	29.2 mA
Power rating	700 mW	Coil resistance	720 Ω ± 10 %
Status indicator	No		

Load side

Rated switching voltage	250 V AC	Continuous current	6 A
Max. switching frequency at rated load	0.1 Hz	Inrush current	15 A / 20 ms
AC switching capacity (resistive), max.	1500 VA	DC switching capacity (resistive), max.	144 W @ 24 V
Switch-on delay	≤ 12 ms	Switch-off delay	≤ 6 ms
Contact type	2 CO contacts forcibly guided (EN 61810-3 type B) (AgCuNi)	Mechanical service life	> 50 x 10 ⁶ switching cycles
Min. switching power	1 mA @ 24 V, 10 mA @ 10 V, 100 mA @ 5 V		

General data

Test button available	No	Mechanical switch position indicator	No
Colour	Transparent		

Insulation coordination

Rated voltage	250 V	Pollution severity	2
Surge voltage category	III	Clearance and creepage distances for control side - load side	≥ 10 mm
Dielectric strength for control side - load side	5 kVeff / 1min	Dielectric strength of neighbouring contacts	4 kVeff / 1 min
Dielectric strength of open contact	1.5 kVeff / 1 min.	Protection degree	IP20

Further details of approvals / standards

Standards	DIN EN 50205
-----------	--------------

Technical data

Connection data

Wire connection method	Plug-in connection
------------------------	--------------------

Classifications

ETIM 8.0	EC001437	ETIM 9.0	EC001437
ETIM 10.0	EC001437	ECLASS 14.0	27-37-16-01
ECLASS 15.0	27-37-16-01		

Drawings

Wiring diagram



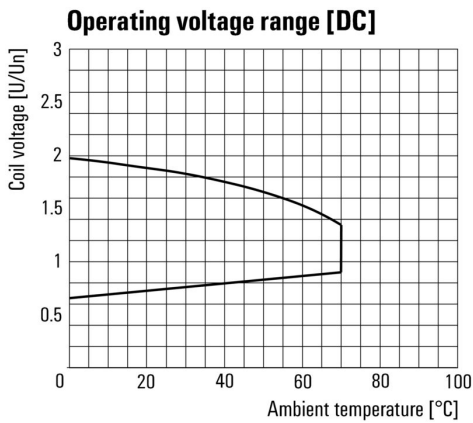
View of Pins from below

Graph



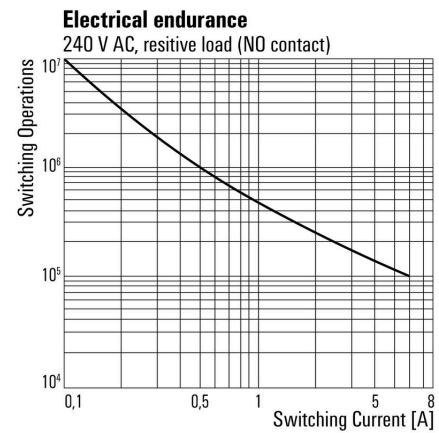
DC load limit curve

Graph

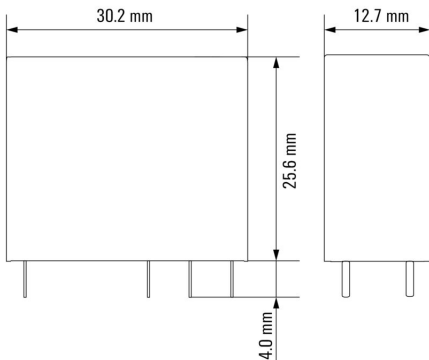


DC operational voltage range

Graph



Dimensional drawing



RCI42424FG

Weidmüller Interface GmbH & Co. KG

Klingenbergstraße 26

D-32758 Detmold

Germany

www.weidmueller.com

Accessories

Individual components



Relay modules with forcibly guided contacts
Relays with forcibly guided contacts have a 99 % diagnostics coverage and an excellent reputation for use in safety systems. The contacts interlock mechanically with each other in order to ensure a synchronous switching status of both contacts. This guarantees that the alert contact will maintain the same switching status in the event of an error (for example, if the working contact welds from an overload). The controller (or safety controller) detects the alert contact and then compares the set values and actual values. If a difference occurs, measures can then be taken to protect equipment and human life.

- 2 CO contacts with 6 A, forcibly guided according to EN 61810-3 type B
- Proven component in safety technology
- Diagnosis coverage of 99 %

General ordering data

Type	SRC 2CO	Version
Order No.	8690830000	RIDERSERIES FG, Relay socket, Number of contacts: 2, CO contact,
GTIN (EAN)	4032248361519	Screw connection
Qty.	10 ST	
Type	SRC 2CO Z	Version
Order No.	8783930000	RIDERSERIES FG, Relay socket, Number of contacts: 2, CO contact,
GTIN (EAN)	4032248471430	Tension-clamp connection
Qty.	10 ST	
Type	RIM 2 6/24VDC GN	Version
Order No.	8713720000	RIDERSERIES FG, LED module with freewheel diode, Rated control
GTIN (EAN)	4032248389872	voltage: 6...24 V DC, Plug-in connection
Qty.	10 ST	
Type	SRC MARK	Version
Order No.	8693270000	RIDERSERIES FG, Label
GTIN (EAN)	4032248364725	
Qty.	10 ST	

RCL

General ordering data

Type	SRC CLIP HM	Version
Order No.	8693370000	RIDERSERIES FG, Retaining clip
GTIN (EAN)	4032248364817	
Qty.	10 ST	

RCI42424FG

Weidmüller Interface GmbH & Co. KG
 Klingenbergstraße 26
 D-32758 Detmold
 Germany

www.weidmueller.com

Accessories

ESG 6/15



Guaranteed long service life: ESG

The multi-colour and multi-format labels have a strong adhesive layer to ensure the best possible adhesion to the underlying surface. Double laminated polyester makes the basic material very thin and yet extremely tear-resistant.

Your benefits with MultiMark

- “Different materials for various requirements”
- Can be used with equipment from many manufacturers
- Device markers with a familiar design

General ordering data

Type	ESG 6/15 MM WS	Version	
Order No.	2619940000		ESG, Device markers, 6 x 15 mm, white
GTIN (EAN)	4050118626148		
Qty.	3000 ST		

ESG 6/17



Guaranteed long service life: ESG

The multi-colour and multi-format labels have a strong adhesive layer to ensure the best possible adhesion to the underlying surface. Double laminated polyester makes the basic material very thin and yet extremely tear-resistant.

Your benefits with MultiMark

- “Different materials for various requirements”
- Can be used with equipment from many manufacturers
- Device markers with a familiar design

General ordering data

Type	ESG 6/17 MM WS	Version	
Order No.	2005100000		ESG, Device markers, 6 x 17 mm, white
GTIN (EAN)	4050118390728		
Qty.	3000 ST		

RCI42424FG

Weidmüller Interface GmbH & Co. KG

Klingenbergstraße 26

D-32758 Detmold

Germany

Counterpart

www.weidmueller.com

Individual components



Relay modules with forcibly guided contacts
 Relays with forcibly guided contacts have a 99 % diagnostics coverage and an excellent reputation for use in safety systems. The contacts interlock mechanically with each other in order to ensure a synchronous switching status of both contacts. This guarantees that the alert contact will maintain the same switching status in the event of an error (for example, if the working contact welds from an overload). The controller (or safety controller) detects the alert contact and then compares the set values and actual values. If a difference occurs, measures can then be taken to protect equipment and human life.

- 2 CO contacts with 6 A, forcibly guided according to EN 61810-3 type B
- Proven component in safety technology
- Diagnosis coverage of 99 %

General ordering data

Type	SRC 2CO	Version	
Order No.	8690830000	RIDERSERIES FG, Relay socket, Number of contacts: 2, CO contact,	
GTIN (EAN)	4032248361519	Screw connection	
Qty.	10 ST		
Type	SRC 2CO Z	Version	
Order No.	8783930000	RIDERSERIES FG, Relay socket, Number of contacts: 2, CO contact,	
GTIN (EAN)	4032248471430	Tension-clamp connection	
Qty.	10 ST		