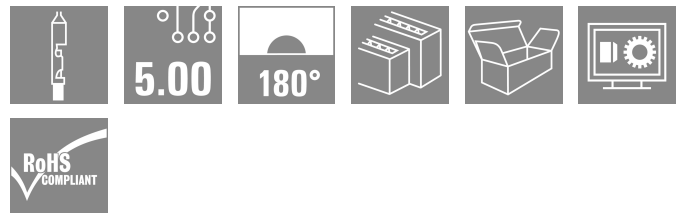



RSV1,6 S24 TGY BX

Weidmüller Interface GmbH & Co. KG
 Klingenbergstraße 26
 D-32758 Detmold
 Germany

www.weidmueller.com

Product image



Similar to illustration

Rectangular plug-in connector for use with crimp contacts. Can be used as universal coupling, but also with the PCB variations. The crimp contacts guarantee a high connection density. CS 1.6 or CB 1.6 contacts can be used here. The plug-in connectors can be coded and locked to the mating connector. Supplied in cardboard box.

General ordering data

Version	PCB plug-in connector, male plug, 5.00 mm, Number of poles: 24, 180°, Crimp connection, Clamping range, max. : 3.31 mm², Box
Order No.	1218180000
Type	RSV1,6 S24 TGY BX
GTIN (EAN)	4050118002034
Qty.	20 items
Product data	IEC: 630 V / 17 A UL: 600 V / 10 A / AWG 26 - AWG 12
Packaging	Box

RSV1,6 S24 TGY BX

Weidmüller Interface GmbH & Co. KG
Klingenbergstraße 26
D-32758 Detmold
Germany

www.weidmueller.com

Technical data

Approvals

Approvals



ROHS	Conform
UL File Number Search	UL Website
Certificate No. (UR)	E92202

Dimensions and weights

Depth	33 mm	Depth (inches)	1.2992 inch
Height	27 mm	Height (inches)	1.063 inch
Width	46 mm	Width (inches)	1.811 inch
Net weight	20.5 g		

Environmental Product Compliance

RoHS Compliance Status	Compliant without exemption
REACH SVHC	No SVHC above 0.1 wt%

System Parameters

Product family	OMNIMATE Signal - series RSV	Type of connection	Field connection
Wire connection method	Crimp connection	Pitch in mm (P)	5.00 mm
Pitch in inches (P)	0.197 "	Conductor outlet direction	180°
Number of poles	24	L1 in mm	25.00 mm
L1 in inches	0.984 "	Number of rows	4
Pin series quantity	4	Touch-safe protection acc. to DIN VDE 57 106	Safe from finger touch, plugged
Touch-safe protection acc. to DIN VDE 0470	IP20 plugged	Can be coded	Yes
Stripping length	4 mm	Plugging cycles	25
Plugging force/pole, max.	2 N	Pulling force/pole, max.	2 N

Material data

Insulating material	PA 66/6	Colour	Traffic grey (RAL)
Colour chart (similar)	RAL 7042	Insulating material group	I
Comparative Tracking Index (CTI)	≥ 600	Moisture Level (MSL)	
UL 94 flammability rating	V-0	Contact material	Cu-alloy
Storage temperature, min.	-40 °C	Storage temperature, max.	70 °C
Operating temperature, min.	-50 °C	Operating temperature, max.	100 °C
Temperature range, installation, min.	-25 °C	Temperature range, installation, max.	100 °C

Conductors suitable for connection

Clamping range, min.	0.13 mm ²	Clamping range, max.	3.31 mm ²
Flexible, min. H05(07) V-K	0.2 mm ²	Flexible, max. H05(07) V-K	2.5 mm ²

RSV1,6 S24 TGY BX

Weidmüller Interface GmbH & Co. KG
 Klingenbergstraße 26
 D-32758 Detmold
 Germany

www.weidmueller.com

Technical data

Rated data acc. to IEC

tested acc. to standard	IEC 60664-1, IEC 61984	Rated current, min. number of poles (Tu=20°C)	17 A
Rated current, max. number of poles (Tu=20°C)	13 A	Rated current, min. number of poles (Tu=40°C)	15 A
Rated current, max. number of poles (Tu=40°C)	11.5 A	Rated voltage for surge voltage class / pollution degree II/2	630 V
Rated voltage for surge voltage class / pollution degree III/2	400 V	Rated voltage for surge voltage class / pollution degree III/3	250 V
Rated impulse voltage for surge voltage class/ pollution degree II/2	4 kV	Rated impulse voltage for surge voltage class/ pollution degree III/2	4 kV
Rated impulse voltage for surge voltage class/ contamination degree III/3	4 kV	Short-time withstand current resistance	3 x 1s with 120 A

Rated data acc. to CSA

Institute (CSA)	CSA	Certificate No. (CSA)	53975-13
Rated voltage (Use group C / CSA)	600 V	Rated current (Use group C / CSA)	13 A
Wire cross-section, AWG, min.	AWG 26	Wire cross-section, AWG, max.	AWG 12
Reference to approval values	Specifications are maximum values, details - see approval certificate.		

Rated data acc. to UL 1059

Institute (UR)	UR	Certificate No. (UR)	E92202
Reference to approval values	Specifications are maximum values, details - see approval certificate.		

Packing

Packaging	Box	VPE length	241.00 mm
VPE width	148.00 mm	VPE height	39.00 mm

Important note

IPC conformity	Conformity: The products are developed, manufactured and delivered according international recognized standards and norms and comply with the assured properties in the data sheet resp. fulfill decorative properties in accordance with IPC-A-610 "Class 2". Further claims on the products can be evaluated on request.
Notes	<ul style="list-style-type: none"> • Additional variants on request • Rated current related to rated cross-section & min. No. of poles. • Spacing between rows: see hole layout • Rated cross-section depends on crimp contact used. • Rated data refer only to the component itself. Clearance and creepage distances to other components are to be designed in accordance with the relevant application standards. • Max. outer diameter of the cable (with insulation): 3.5 mm • Long term storage of the product with average temperature of 50 °C and maximum humidity 70%, 36 months

Classifications

ETIM 8.0	EC002638	ETIM 9.0	EC002638
ETIM 10.0	EC002638	ECLASS 14.0	27-46-02-02
ECLASS 15.0	27-46-02-02		

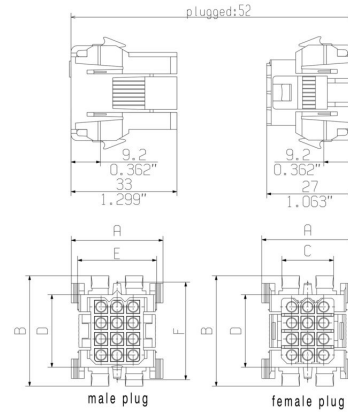
RSV1,6 S24 TGY BX

Weidmüller Interface GmbH & Co. KG
 Klingenbergstraße 26
 D-32758 Detmold
 Germany

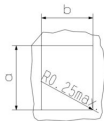
Drawings

www.weidmueller.com

Dimensional drawing



Dimensional drawing



mounting cut-out
 wall thickness : 1,3 - 2,3mm
 recommended : 1,5 - 2,0mm

poles	dimension male plug / female plug					mounting cut-out	
	a	b	c	d	e	ø	ø
4	23,0	25,0	10,8	12,8	17,8	20,3	18,1
6	23,0	30,0	10,8	17,8	17,8	25,1	18,1
8	29,0	30,0	16,1	17,8	23,8	25,1	24,0
12	29,0	35,0	16,1	22,8	23,8	30,0	24,0
18	29,0	46,0	16,1	33,0	23,8	40,5	24,0
24	33,0	46,0	20,6	33,0	27,8	40,5	28,3
36	33,0	61,0	20,6	48,0	27,8	55,5	28,3

Graph

