

RSV1,6 S12 TGY BX

Weidmüller Interface GmbH & Co. KG


Klingenbergstraße 26

D-32758 Detmold

Germany

www.weidmueller.com

Product image



Similar to illustration

Rectangular plug-in connector for use with crimp contacts. Can be used as universal coupling, but also with the PCB variations. The crimp contacts guarantee a high connection density. CS 1.6 or CB 1.6 contacts can be used here. The plug-in connectors can be coded and locked to the mating connector. Supplied in cardboard box.

General ordering data

| | |
|--------------|--|
| Version | PCB plug-in connector, male plug, 5.00 mm, Number of poles: 12, 180°, Crimp connection, Clamping range, max. : 3.31 mm², Box |
| Order No. | 1218170000 |
| Type | RSV1,6 S12 TGY BX |
| GTIN (EAN) | 4050118001853 |
| Qty. | 25 items |
| Product data | IEC: 630 V / 17 A UL: 600 V / 10 A / AWG 26 - AWG 12 |
| Packaging | Box |

RSV1,6 S12 TGY BX

Weidmüller Interface GmbH & Co. KG

Klingenbergstraße 26

D-32758 Detmold

Germany

www.weidmueller.com

Technical data

Approvals

Approvals



ROHS Conform

UL File Number Search [UL Website](#)

Certificate No. (UR) E92202

Dimensions and weights

| | | | |
|------------|---------|-----------------|-------------|
| Depth | 29 mm | Depth (inches) | 1.1417 inch |
| Height | 27 mm | Height (inches) | 1.063 inch |
| Width | 35 mm | Width (inches) | 1.378 inch |
| Net weight | 12.88 g | | |

Environmental Product Compliance

RoHS Compliance Status Compliant without exemption

REACH SVHC No SVHC above 0.1 wt%

System Parameters

| | | | |
|--|------------------------------|--|---------------------------------|
| Product family | OMNIMATE Signal - series RSV | Type of connection | Field connection |
| Wire connection method | Crimp connection | Pitch in mm (P) | 5.00 mm |
| Pitch in inches (P) | 0.197 " | Conductor outlet direction | 180° |
| Number of poles | 12 | L1 in mm | 15.00 mm |
| L1 in inches | 0.591 " | Number of rows | 3 |
| Pin series quantity | 3 | Touch-safe protection acc. to DIN VDE 57 106 | Safe from finger touch, plugged |
| Touch-safe protection acc. to DIN VDE 0470 | IP20 plugged | Can be coded | Yes |
| Stripping length | 4 mm | Plugging cycles | 25 |
| Plugging force/pole, max. | 2 N | Pulling force/pole, max. | 2 N |

Material data

| | | | |
|---------------------------------------|----------|---------------------------------------|--------------------|
| Insulating material | PA 66/6 | Colour | Traffic grey (RAL) |
| Colour chart (similar) | RAL 7042 | Insulating material group | I |
| Comparative Tracking Index (CTI) | ≥ 600 | Moisture Level (MSL) | |
| UL 94 flammability rating | V-0 | Contact material | Cu-alloy |
| Storage temperature, min. | -40 °C | Storage temperature, max. | 70 °C |
| Operating temperature, min. | -50 °C | Operating temperature, max. | 100 °C |
| Temperature range, installation, min. | -25 °C | Temperature range, installation, max. | 100 °C |

Conductors suitable for connection

| | | | |
|----------------------------|----------------------|----------------------------|----------------------|
| Clamping range, min. | 0.13 mm ² | Clamping range, max. | 3.31 mm ² |
| Flexible, min. H05(07) V-K | 0.2 mm ² | Flexible, max. H05(07) V-K | 2.5 mm ² |

RSV1,6 S12 TGY BX

Weidmüller Interface GmbH & Co. KG
 Klingenbergstraße 26
 D-32758 Detmold
 Germany

www.weidmueller.com

Technical data

Rated data acc. to IEC

| | | | |
|---|------------------------|---|-------------------|
| tested acc. to standard | IEC 60664-1, IEC 61984 | Rated current, min. number of poles (Tu=20°C) | 17 A |
| Rated current, max. number of poles (Tu=20°C) | 13 A | Rated current, min. number of poles (Tu=40°C) | 15 A |
| Rated current, max. number of poles (Tu=40°C) | 11.5 A | Rated voltage for surge voltage class / pollution degree II/2 | 630 V |
| Rated voltage for surge voltage class / pollution degree III/2 | 400 V | Rated voltage for surge voltage class / pollution degree III/3 | 250 V |
| Rated impulse voltage for surge voltage class/ pollution degree II/2 | 4 kV | Rated impulse voltage for surge voltage class/ pollution degree III/2 | 4 kV |
| Rated impulse voltage for surge voltage class/ contamination degree III/3 | 4 kV | Short-time withstand current resistance | 3 x 1s with 120 A |

Rated data acc. to CSA

| | | | |
|-----------------------------------|--|-----------------------------------|----------|
| Institute (CSA) | CSA | Certificate No. (CSA) | 53975-13 |
| Rated voltage (Use group C / CSA) | 600 V | Rated current (Use group C / CSA) | 13 A |
| Wire cross-section, AWG, min. | AWG 26 | Wire cross-section, AWG, max. | AWG 12 |
| Reference to approval values | Specifications are maximum values, details - see approval certificate. | | |

Rated data acc. to UL 1059

| | | | |
|------------------------------|--|----------------------|--------|
| Institute (UR) | UR | Certificate No. (UR) | E92202 |
| Reference to approval values | Specifications are maximum values, details - see approval certificate. | | |

Packing

| | | | |
|-----------|-----------|------------|-----------|
| Packaging | Box | VPE length | 240.00 mm |
| VPE width | 149.00 mm | VPE height | 39.00 mm |

Important note

| | | | |
|----------------|---|--|--|
| IPC conformity | Conformity: The products are developed, manufactured and delivered according international recognized standards and norms and comply with the assured properties in the data sheet resp. fulfill decorative properties in accordance with IPC-A-610 "Class 2". Further claims on the products can be evaluated on request. | | |
| Notes | <ul style="list-style-type: none"> • Additional variants on request • Rated current related to rated cross-section & min. No. of poles. • Spacing between rows: see hole layout • Rated cross-section depends on crimp contact used. • Rated data refer only to the component itself. Clearance and creepage distances to other components are to be designed in accordance with the relevant application standards. • Max. outer diameter of the cable (with insulation): 3.5 mm • Long term storage of the product with average temperature of 50 °C and maximum humidity 70%, 36 months | | |

Classifications

| | | | |
|-------------|-------------|-------------|-------------|
| ETIM 8.0 | EC002638 | ETIM 9.0 | EC002638 |
| ETIM 10.0 | EC002638 | ECLASS 14.0 | 27-46-02-02 |
| ECLASS 15.0 | 27-46-02-02 | | |

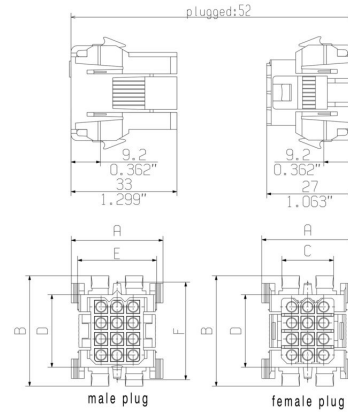
RSV1,6 S12 TGY BX

Weidmüller Interface GmbH & Co. KG
 Klingenbergstraße 26
 D-32758 Detmold
 Germany

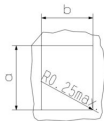
Drawings

www.weidmueller.com

Dimensional drawing



Dimensional drawing



mounting cut-out
 wall thickness : 1,3 - 2,3mm
 recommended : 1,5 - 2,0mm

| poles | dimension male plug / female plug | | | | | mounting cut-out | |
|-------|-----------------------------------|------|------|------|------|------------------|------|
| | A | B | C | D | E | a | b |
| 4 | 23,0 | 25,0 | 10,8 | 12,8 | 17,8 | 20,3 | 18,1 |
| 6 | 23,0 | 30,0 | 10,8 | 17,8 | 17,8 | 25,1 | 18,1 |
| 8 | 29,0 | 30,0 | 16,1 | 17,8 | 23,8 | 25,1 | 24,0 |
| 12 | 29,0 | 35,0 | 16,1 | 22,8 | 23,8 | 30,0 | 24,0 |
| 18 | 29,0 | 46,0 | 16,1 | 33,0 | 23,8 | 40,5 | 24,0 |
| 24 | 33,0 | 46,0 | 20,6 | 33,0 | 27,8 | 40,5 | 28,3 |
| 36 | 33,0 | 61,0 | 20,6 | 48,0 | 27,8 | 55,5 | 28,3 |

Graph

