

## SAIL-M12GM12SG-CD-1.0A

**Weidmüller Interface GmbH & Co. KG**  
 Klingenbergstraße 26  
 D-32758 Detmold  
 Germany

[www.weidmueller.com](http://www.weidmueller.com)



The most reliable way of achieving connections between two I/O slaves or between the control and one I/O subscriber is by way of pre-assembled cables. The line of cables covers PROFIBUS, CANopen, DeviceNet™, Ether-CAT and Ethernet.

### General ordering data

Version	Bus line, Connecting line, M12 / M12, Number of poles: 5, 1 m, Male, straight - male, straight, Shielded: Yes, LED: No, Sheath material: PUR, Halogen: No
Order No.	<a href="#">1217040100</a>
Type	SAIL-M12GM12SG-CD-1.0A
GTIN (EAN)	4050118474121
Qty.	1 items

**SAIL-M12GM12SG-CD-1.0A**

**Weidmüller Interface GmbH & Co. KG**  
 Klingenbergstraße 26  
 D-32758 Detmold  
 Germany

www.weidmueller.com

**Technical data****Approvals**

Approvals



ROHS Conform

**Dimensions and weights**

Length	1 mm	Length (inches)	0.0394 inch
Net weight	94 g		

**Environmental Product Compliance**

RoHS Compliance Status	Compliant with exemption
RoHS Exemption (if applicable/known)	6c
REACH SVHC	Lead 7439-92-1
SCIP	1c533b66-fcff-4da5-b89f-fd555fbf5cb55

**Technical specifications for cable**

Cable length	1 m	Sheathing colour	violet
Resistance to oils	in accordance with IEC 60811:404	Suitable for cable carriers	Yes
Core cross-section	0.38 mm <sup>2</sup>	Number of wires	5
Shielded	Yes	Halogen	No
Insulation	PE, Polyolefin	Acceleration	4 m/s <sup>2</sup>
Bending radius, min., moving	8 x cable diameter	Bending radius, min., stationary	4 x cable diameter
Bending cycles	2 Mio	Wire cross section (Print/Online)	2 x 0.34 mm <sup>2</sup> + 2 x 0.22 mm <sup>2</sup>
Resistance to spread of flame	in accordance with IEC 60332-1-2, in accordance with UL 1581 VW-1 and UL 2556 sec.9.4	Speed	4 m/s
Sheath material	PUR	Configurable cable length	No
Outer cladding in accordance with UL AWM style	20236 (80 °C / 30 V)	Hybrid cable	Yes
Irradiation crosslinked	No	Welding spark resistance	No
Colour coding	red, black, white, blue	Temperature range, stationary	-40...80 °C
Resistant to welding beads	No	Temperature range, moving	-30...70 °C
Number of poles	5	Outside diameter	6.9 mm ± 0.3 mm

**General technical data**

Coding	A-coded	Connection thread	M12 / M12
Contact surface	Gold-plated	LED	No
Version	Male, straight - male, straight	Housing main material	PUR
Contact material	CuZn35PB2	Nominal voltage	125 V
Nominal current	4 A	Protection degree	IP67
Plugging cycles	≥ 100	Pollution severity	3
jumpered	No	Threaded ring material	Brass, nickel-plated
Temperature range of housing	-25...+80 °C	Tightening torque	M12: 0.8 - 1.2 Nm

**Electrical properties**

Nominal voltage	125 V
-----------------	-------

**SAIL-M12GM12SG-CD-1.0A**

**Weidmüller Interface GmbH & Co. KG**  
Klingenbergstraße 26  
D-32758 Detmold  
Germany

[www.weidmueller.com](http://www.weidmueller.com)

**Technical data****Plug, left**

Plug left M12, A-coded, Number of poles: 5, IP67, male contact, straight, plug, shielded

**Plug, right**

Plug right M12, A-coded, Number of poles: 5, IP67, male contact, straight, plug, shielded

**Classifications**

ETIM 8.0	EC002599	ETIM 9.0	EC002599
ETIM 10.0	EC002599	ECLASS 14.0	27-06-03-08
ECLASS 15.0	27-06-03-08		

SAIL-M12GM12SG-CD-1.0A

Weidmüller Interface GmbH & Co. KG  
Klingenbergstraße 26  
D-32758 Detmold  
Germany

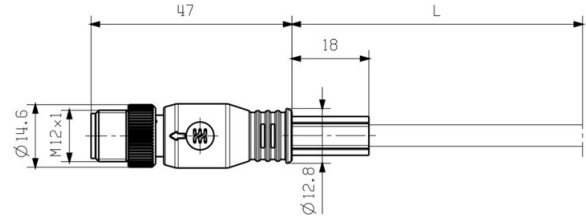
Drawings

www.weidmueller.com

Dimensioned drawing



Stift gerade

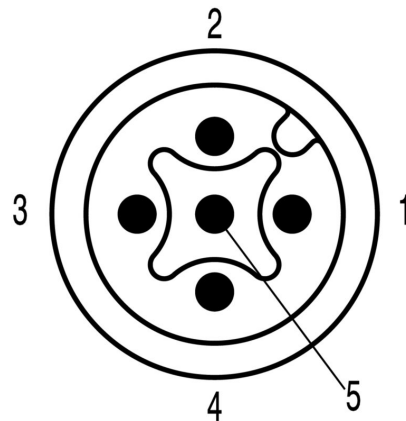


Pole scheme



Stift

Pole scheme



**SAIL-M12GM12SG-CD-1.0A**

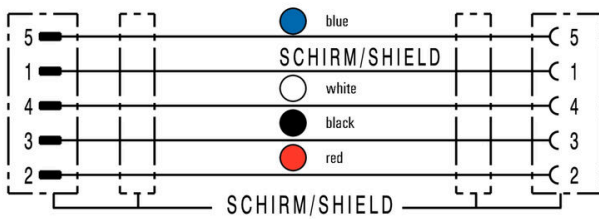
**Weidmüller Interface GmbH & Co. KG**  
Klingenbergstraße 26  
D-32758 Detmold  
Germany

Drawings

[www.weidmueller.com](http://www.weidmueller.com)

**Wiring diagram**

**The ideal tool: Screwty® with torque function**



Light, securely screwed-in round plug-in connectors. Screwty set DM / VPE: 1 / Order No.: 1920000000 Adapters: M12, M12 F, M8, M8 F