

**CH20M BUS-AP LI TS 35X7.5 & 15****Weidmüller Interface GmbH & Co. KG**

Klingenbergstraße 26

D-32758 Detmold

Germany

[www.weidmueller.com](http://www.weidmueller.com)

The integrated rail bus for the modular electronics housing system

When supplying, connecting or distributing within modular applications, the rail bus can replace the tedious individual wiring process with a flexible and uninterrupted system-wide solution.

The system bus is securely integrated within the 35-mm standard mounting rail. The SMD-bus contact block can be reflow-soldered so that it can be completely automatically processed during the component assembly. The resistant, gold-plated contact surfaces ensure a permanent and reliable contact for all housing widths.

- **Unlimited scalability** The integrated connection solution covers all system widths: from the 6-mm slice to the 67-mm large-area housing.
- **Easy to service during installation** It's easy to replace a module, even in existing modules groups – without any influence on the neighbouring modules.
- **Universal integration** The uninterrupted system bus is securely integrated within the 35-mm standard mounting rail.
- **Maximum availability** Five fully-galvanized and partially gold-plated twin-arched contacts are used to establish a permanent contact to the rail bus. THR solder flanges ensure that the connection to the circuit board is stable.

**General ordering data**

Version	Mounting rail bus system, End plate, OMNIMATE Housing - series CH20M, Width: 5.1 mm
Order No.	<a href="#">1193160000</a>
Type	CH20M BUS-AP LI TS 35X7.5 & 15
GTIN (EAN)	4032248987771
Qty.	50 items

## CH20M BUS-AP LI TS 35X7.5 &amp; 15

**Weidmüller Interface GmbH & Co. KG**  
 Klingenbergstraße 26  
 D-32758 Detmold  
 Germany

www.weidmueller.com

## Technical data

## Approvals

Approvals



ROHS Conform

## Dimensions and weights

Depth	9.1 mm	Depth (inches)	0.3583 inch
Height	40.2 mm	Height (inches)	1.5827 inch
Width	5.1 mm	Width (inches)	0.2008 inch
Length	0 mm	Net weight	0.67 g

## Environmental Product Compliance

RoHS Compliance Status	Compliant without exemption
REACH SVHC	No SVHC above 0.1 wt%

## Material data

Insulating material	PC	Colour	black
Colour chart (similar)	RAL 9011	Insulating material group	IIIa
Comparative Tracking Index (CTI)	175 ≤ CTI <400	Moisture Level (MSL)	
UL 94 flammability rating	V-0		

## Material data

UL 94 flammability rating	V-0	Insulating material	PC
Insulating material group	IIIa	Surface finish	untreated
Basic material	Plastic	Comparative Tracking Index (CTI)	175 ≤ CTI <400

## General data

Colour	black	Protection degree	IP20 in installed state
Mounting rail	TS 35 x 15, TS 35 x 7.5	Colour chart (similar)	RAL 9011

## Classifications

ETIM 8.0	EC001031	ETIM 9.0	EC001031
ETIM 10.0	EC001031	ECLASS 14.0	27-19-06-05
ECLASS 15.0	27-19-06-05		


## CH20M BUS-AP LI TS 35X7.5 &amp; 15

**Weidmüller Interface GmbH & Co. KG**  
 Klingenbergstraße 26  
 D-32758 Detmold  
 Germany

www.weidmueller.com

## Accessories

## CH20M BUS - Bus printed circuit board



The integrated rail bus for the modular electronics housing system

When supplying, connecting or distributing within modular applications, the rail bus can replace the tedious individual wiring process with a flexible and uninterrupted system-wide solution.

The system bus is securely integrated within the 35-mm standard mounting rail. The SMD-bus contact block can be reflow-soldered so that it can be completely automatically processed during the component assembly. The resistant, gold-plated contact surfaces ensure a permanent and reliable contact for all housing widths.

- **Unlimited scalability** The integrated connection solution covers all system widths: from the 6-mm slice to the 67-mm large-area housing.
- **Easy to service during installation** It's easy to replace a module, even in existing modules groups – without any influence on the neighbouring modules.
- **Universal integration** The uninterrupted system bus is securely integrated within the 35-mm standard mounting rail.
- **Maximum availability** Five fully-galvanized and partially gold-plated twin-arched contacts are used to establish a permanent contact to the rail bus. THR solder flanges ensure that the connection to the circuit board is stable.

## General ordering data

Type	CH20M BUS 4.50/05 AU/250	Version
Order No.	<a href="#">1248220000</a>	Mounting rail bus system, Bus circuit board, OMNIMATE Housing -
GTIN (EAN)	4050118053234	series CH20M, Width: 250 mm
Qty.	10 ST	
Type	CH20M BUS 4.50/05 AU/500	Version
Order No.	<a href="#">1248230000</a>	Mounting rail bus system, Bus circuit board, OMNIMATE Housing -
GTIN (EAN)	4050118053227	series CH20M, Width: 500 mm
Qty.	10 ST	
Type	CH20M BUS 4.50/05 AU/750	Version
Order No.	<a href="#">1248240000</a>	Mounting rail bus system, Bus circuit board, OMNIMATE Housing -
GTIN (EAN)	4050118053210	series CH20M, Width: 750 mm
Qty.	5 ST	

## CH20M BUS-AP LI TS 35X7.5 &amp; 15

**Weidmüller Interface GmbH & Co. KG**  
 Klingenbergstraße 26  
 D-32758 Detmold  
 Germany

www.weidmueller.com

## Accessories

## Bus insert profil - TS35x15



The integrated rail bus for the modular electronics housing system

When supplying, connecting or distributing within modular applications, the rail bus can replace the tedious individual wiring process with a flexible and uninterrupted system-wide solution.

The system bus is securely integrated within the 35-mm standard mounting rail. The SMD-bus contact block can be reflow-soldered so that it can be completely automatically processed during the component assembly. The resistant, gold-plated contact surfaces ensure a permanent and reliable contact for all housing widths.

- **Unlimited scalability** The integrated connection solution covers all system widths: from the 6-mm slice to the 67-mm large-area housing.
- **Easy to service during installation** It's easy to replace a module, even in existing modules groups – without any influence on the neighbouring modules.
- **Universal integration** The uninterrupted system bus is securely integrated within the 35-mm standard mounting rail.
- **Maximum availability** Five fully-galvanized and partially gold-plated twin-arched contacts are used to establish a permanent contact to the rail bus. THR solder flanges ensure that the connection to the circuit board is stable.

## General ordering data

Type	CH20M BUS-PROFIL TS 35X...	Version
Order No.	<a href="#">1248180000</a>	Mounting rail bus system, Inlay profile, OMNIMATE Housing - series
GTIN (EAN)	4050118053265	CH20M, Width: 25.3 mm
Qty.	5 ST	
Type	CH20M BUS-PROFIL TS 35X...	Version
Order No.	<a href="#">1248190000</a>	Mounting rail bus system, Inlay profile, OMNIMATE Housing - series
GTIN (EAN)	4050118053258	CH20M, Width: 500 mm
Qty.	5 ST	
Type	CH20M BUS-PROFIL TS 35X...	Version
Order No.	<a href="#">1248210000</a>	Mounting rail bus system, Inlay profile, OMNIMATE Housing - series
GTIN (EAN)	4050118053241	CH20M, Width: 25.3 mm
Qty.	5 ST	

## CH20M BUS-AP LI TS 35X7.5 &amp; 15

**Weidmüller Interface GmbH & Co. KG**  
 Klingenbergstraße 26  
 D-32758 Detmold  
 Germany

www.weidmueller.com

## Accessories

## Bus insert profil - TS35x7.5



The integrated rail bus for the modular electronics housing system

When supplying, connecting or distributing within modular applications, the rail bus can replace the tedious individual wiring process with a flexible and uninterrupted system-wide solution.

The system bus is securely integrated within the 35-mm standard mounting rail. The SMD-bus contact block can be reflow-soldered so that it can be completely automatically processed during the component assembly. The resistant, gold-plated contact surfaces ensure a permanent and reliable contact for all housing widths.

- **Unlimited scalability** The integrated connection solution covers all system widths: from the 6-mm slice to the 67-mm large-area housing.
- **Easy to service during installation** It's easy to replace a module, even in existing modules groups – without any influence on the neighbouring modules.
- **Universal integration** The uninterrupted system bus is securely integrated within the 35-mm standard mounting rail.
- **Maximum availability** Five fully-galvanized and partially gold-plated twin-arched contacts are used to establish a permanent contact to the rail bus. THR solder flanges ensure that the connection to the circuit board is stable.

## General ordering data

Type	CH20M BUS-PROFIL TS 35X...	Version
Order No.	<a href="#">1248150000</a>	Mounting rail bus system, Inlay profile, OMNIMATE Housing - series
GTIN (EAN)	4050118053296	CH20M, Width: 250 mm
Qty.	10 ST	
Type	CH20M BUS-PROFIL TS 35X...	Version
Order No.	<a href="#">1248160000</a>	Mounting rail bus system, Inlay profile, OMNIMATE Housing - series
GTIN (EAN)	4050118053289	CH20M, Width: 25.3 mm
Qty.	10 ST	
Type	CH20M BUS-PROFIL TS 35X...	Version
Order No.	<a href="#">1248170000</a>	Mounting rail bus system, Inlay profile, OMNIMATE Housing - series
GTIN (EAN)	4050118053272	CH20M, Width: 750 mm
Qty.	5 ST	

## CH20M BUS-AP LI TS 35X7.5 &amp; 15

**Weidmüller Interface GmbH & Co. KG**  
 Klingenbergstraße 26  
 D-32758 Detmold  
 Germany

www.weidmueller.com

## Accessories

## CH20M BUS-ADP - Bus insert profil cover



The integrated rail bus for the modular electronics housing system

When supplying, connecting or distributing within modular applications, the rail bus can replace the tedious individual wiring process with a flexible and uninterrupted system-wide solution.

The system bus is securely integrated within the 35-mm standard mounting rail. The SMD-bus contact block can be reflow-soldered so that it can be completely automatically processed during the component assembly. The resistant, gold-plated contact surfaces ensure a permanent and reliable contact for all housing widths.

- **Unlimited scalability** The integrated connection solution covers all system widths: from the 6-mm slice to the 67-mm large-area housing.
- **Easy to service during installation** It's easy to replace a module, even in existing modules groups – without any influence on the neighbouring modules.
- **Universal integration** The uninterrupted system bus is securely integrated within the 35-mm standard mounting rail.
- **Maximum availability** Five fully-galvanized and partially gold-plated twin-arched contacts are used to establish a permanent contact to the rail bus. THR solder flanges ensure that the connection to the circuit board is stable.

## General ordering data

Type	CH20M BUS-ADP TS 35/250	Version
Order No.	<a href="#">1248250000</a>	Mounting rail bus system, Cover profile, OMNIMATE Housing - series
GTIN (EAN)	4050118053203	CH20M, Width: 250 mm
Qty.	10 ST	
Type	CH20M BUS-ADP TS 35/500	Version
Order No.	<a href="#">1248260000</a>	Mounting rail bus system, Cover profile, OMNIMATE Housing - series
GTIN (EAN)	4050118052992	CH20M, Width: 500 mm
Qty.	10 ST	
Type	CH20M BUS-ADP TS 35/750	Version
Order No.	<a href="#">1248270000</a>	Mounting rail bus system, Cover profile, OMNIMATE Housing - series
GTIN (EAN)	4050118052985	CH20M, Width: 750 mm
Qty.	5 ST	


## CH20M BUS-AP LI TS 35X7.5 &amp; 15

**Weidmüller Interface GmbH & Co. KG**  
 Klingenbergstraße 26  
 D-32758 Detmold  
 Germany

www.weidmueller.com

## Accessories

## Bus contact block - Middle solder flange



The integrated rail bus for the modular electronics housing system

When supplying, connecting or distributing within modular applications, the rail bus can replace the tedious individual wiring process with a flexible and uninterrupted system-wide solution.

The system bus is securely integrated within the 35-mm standard mounting rail. The SMD-bus contact block can be reflow-soldered so that it can be completely automatically processed during the component assembly. The resistant, gold-plated contact surfaces ensure a permanent and reliable contact for all housing widths.

- **Unlimited scalability** The integrated connection solution covers all system widths: from the 6-mm slice to the 67-mm large-area housing.
- **Easy to service during installation** It's easy to replace a module, even in existing modules groups – without any influence on the neighbouring modules.
- **Universal integration** The uninterrupted system bus is securely integrated within the 35-mm standard mounting rail.
- **Maximum availability** Five fully-galvanized and partially gold-plated twin-arched contacts are used to establish a permanent contact to the rail bus. THR solder flanges ensure that the connection to the circuit board is stable.

## General ordering data

Type	SR-SMD 4.50/05/90LFM 3....	Version
Order No.	<a href="#">1155870000</a>	PCB plug-in connector, Bus-contact block for CH20M12-67, Middle
GTIN (EAN)	4032248942510	solder flange, THT/THR solder connection, Number of poles: 5, 180°,
Qty.	78 ST	Solder pin length (l): 3.2 mm, Gold-plated, black
Type	SR-SMD 4.50/05/90LFM 3....	Version
Order No.	<a href="#">1155880000</a>	PCB plug-in connector, Bus-contact block for CH20M12-67, Middle
GTIN (EAN)	4032248942305	solder flange, THT/THR solder connection, Number of poles: 5, 180°,
Qty.	300 ST	Solder pin length (l): 3.2 mm, Gold-plated, black


## CH20M BUS-AP LI TS 35X7.5 &amp; 15

**Weidmüller Interface GmbH & Co. KG**  
 Klingenbergstraße 26  
 D-32758 Detmold  
 Germany

www.weidmueller.com

## Accessories

## Bus contact block - Solder flange



The integrated rail bus for the modular electronics housing system

When supplying, connecting or distributing within modular applications, the rail bus can replace the tedious individual wiring process with a flexible and uninterrupted system-wide solution.

The system bus is securely integrated within the 35-mm standard mounting rail. The SMD-bus contact block can be reflow-soldered so that it can be completely automatically processed during the component assembly. The resistant, gold-plated contact surfaces ensure a permanent and reliable contact for all housing widths.

- **Unlimited scalability** The integrated connection solution covers all system widths: from the 6-mm slice to the 67-mm large-area housing.
- **Easy to service during installation** It's easy to replace a module, even in existing modules groups – without any influence on the neighbouring modules.
- **Universal integration** The uninterrupted system bus is securely integrated within the 35-mm standard mounting rail.
- **Maximum availability** Five fully-galvanized and partially gold-plated twin-arched contacts are used to establish a permanent contact to the rail bus. THR solder flanges ensure that the connection to the circuit board is stable.

## General ordering data

Type	SR-SMD 4.50/05/90LF 1.5...	Version
Order No.	<a href="#">1155890000</a>	PCB plug-in connector, Bus-contact block for CH20M12-67, Solder
GTIN (EAN)	4032248942527	flange, THT/THR solder connection, Number of poles: 5, 180°, Solder
Qty.	78 ST	pin length (l): 1.5 mm, Gold-plated, black
Type	SR-SMD 4.50/05/90LF 1.5...	Version
Order No.	<a href="#">1155900000</a>	PCB plug-in connector, Bus-contact block for CH20M12-67, Solder
GTIN (EAN)	4032248942381	flange, THT/THR solder connection, Number of poles: 5, 180°, Solder
Qty.	300 ST	pin length (l): 1.5 mm, Gold-plated, black