Data sheet

PRV 8 BL 35X7.5 WS/RT

Weidmüller Interface GmbH & Co. KG
Klingenbergstraße 26
D-32758 Detmold
Germany

www.weidmueller.com

Product image



PUSH IN terminal blocks for Signal marshalling (PRV) with up to 16 connection levels are specially designed to meet the requirements for wiring initiator and actuator signals in process control engineering. The optimised design guarantees a space saving of up to 50 percent in the panel. And the unique V-shape of the current bars ensures consistently low contact resistances.

General ordering data

Version	P-series, Patch distributor, Rated cross-section: 1.5 mm², Number of levels: 8, Number of connections: 32, Colour: blue, Colour of operational elements: white-red, TS 35 x 7.5
Order No.	1173910000
Type	PRV 8 BL 35X7.5 WS/RT
GTIN (EAN)	4032248966431
Qty.	20 items

PRV 8 BL 35X7.5 WS/RT

Weidmüller Interface GmbH & Co. KG
Klingenbergstraße 26
D-32758 Detmold
Germany

www.weidmueller.com

Technical data

Approvals

Approvals	
ROHS	Conform
UL File Number Search	UL Website
Certificate No. (cURus)	E60693

Dimensions and weights

Depth	65.5 mm	Depth (inches)	2.5787 inch
Height	120 mm	Height (inches)	4.7244 inch
Width	9.2 mm	Width (inches)	0.3622 inch
Net weight	46.42 g		

Temperatures

Storage temperature	-25 °C...55 °C	Ambient temperature	-5 °C...40 °C
Continuous operating temp., min.	-50 °C	Continuous operating temp., max.	130 °C

Environmental Product Compliance

RoHS Compliance Status	Compliant without exemption
REACH SVHC	No SVHC above 0.1 wt%

Material data

Basic material	Polycarbonate	Material of operational elements	PBT
Colour	blue	Colour of operational elements	white-red
UL 94 flammability rating	V-0		

System specifications

Version	PUSH IN connection, One end without connector	End cover plate required	Yes
Number of potentials	8	Number of levels	8
Number of clamping points per level	4	Number of potentials per tier	8
Levels cross-connected internally	No	PE connection	No
Mounting rail	TS 35 x 7.5		

Additional technical data

Explosion-tested version	No	Type of mounting	Snap-on

CSA rating data

Wire cross section max. (CSA)	16 AWG	Certificate No. (CSA)	200039-2406089
Voltage size B (CSA)	300 V	Current size B (CSA)	10 A
Voltage size D (CSA)	300 V	Current size D (CSA)	10 A
Wire cross section min. (CSA)	26 AWG		

PRV 8 BL 35X7.5 WS/RT

Weidmüller Interface GmbH & Co. KG
Klingenbergstraße 26
D-32758 Detmold
Germany

www.weidmueller.com

Technical data

Conductors for clamping (rated connection)

Wire connection cross section AWG, max.	AWG 16	Connection direction	Inclined / angled
Stripping length	10 mm	Type of connection	PUSH IN
Number of connections	32	Clamping range, max.	1.5 mm²
Clamping range, min.	0.13 mm²	Blade size	0.6 x 3.5 mm
Wire connection cross section AWG, min.	AWG 24	Wire connection cross-section, finely stranded with wire-end ferrules DIN 46228/4, max.	1.5 mm²
Wire connection cross-section, finely stranded with wire-end ferrules DIN 46228/4, min.	0.13 mm²	Wire connection cross-section, finely stranded with wire-end ferrules DIN 46228/1, max.	1.5 mm²
Wire connection cross-section, finely stranded with wire-end ferrules DIN 46228/1, min.	0.13 mm²	Wire connection cross section, finely stranded, max.	1.5 mm²
Wire connection cross section, finely stranded, min.	0.13 mm²	Connection cross-section, stranded, max.	1.5 mm²
Connection cross-section, stranded, min.	0.13 mm²	Wire connection cross-section, solid core, max.	1.5 mm²
Wire connection cross-section, solid core, min.	0.13 mm²		

General

Number of poles	8	Wire connection cross section AWG, max.	AWG 16
Wire connection cross section AWG, min.	AWG 24	Standards	IEC 60947-7-1
Mounting rail	TS 35 x 7.5		

Rating data

Rated cross-section	1.5 mm²	Rated voltage	250 V
Rated DC voltage	250 V	Nominal current	8 A
Current at maximum wires	10 A	Standards	IEC 60947-7-1
Volume resistance according to IEC 60947-7-x	1.83 mΩ	Rated impulse withstand voltage	4 kV
Power loss in accordance with IEC 60947-7-x	0.56 W	Surge voltage category	III
Pollution severity	3		

UL rating data

Voltage size B (cURus)	300 V	Voltage size D (cURus)	300 V
Wire cross section max. (cURus)	16 AWG	Certificate No. (cURus)	E60693
Wire cross section min. (cURus)	26 AWG	Current size B (cURus)	10 A
Current size D (cURus)	10 A		

Classifications

ETIM 8.0	EC000897	ETIM 9.0	EC000897
ETIM 10.0	EC000897	ECLASS 14.0	27-25-01-05
ECLASS 15.0	27-25-01-05		

PRV 8 BL 35X7.5 WS/RT

Weidmüller Interface GmbH & Co. KG
Klingenbergstraße 26
D-32758 Detmold
Germany

www.weidmueller.com

Drawings

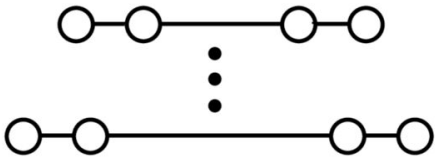

PRV 8 BL 35X7.5 WS/RT

Weidmüller Interface GmbH & Co. KG
Klingenbergstraße 26
D-32758 Detmold
Germany

www.weidmueller.com

Accessories

Cross-connection for socket with PUSH IN connection

Cross-connection for the socktes in the RIDERSERIES RCI.

General ordering data

Type	SRC-I QV P	Version
Order No.	8870840000	RIDERSERIES RCI, Cross-connector
GTIN (EAN)	4032248631681	
Qty.	10 ST	

Accessories

The comprehensive accessories of the Klippon® Connect portfolio are perfectly matched down to the last detail. This facilitates mounting while adhering to required norms

General ordering data

Type	PAP PRV/PPV8 BL	Version
Order No.	1268000000	P-series, End plate, blue, 3 mm
GTIN (EAN)	4032248113040	
Qty.	10 ST	
Type	PAP PRV/PPV8 GR	Version
Order No.	1211460000	P-series, End plate, grey, 3 mm
GTIN (EAN)	4032248113446	
Qty.	10 ST	
Type	PAP PRV/PPV8 SW	Version
Order No.	1173720000	P-series, End plate, black, 3 mm
GTIN (EAN)	4032248966158	
Qty.	10 ST	
Type	TW PRV8	Version
Order No.	1173670000	P-series, Partition plate, grey, 2 mm, Unprinted
GTIN (EAN)	4032248966141	
Qty.	10 ST	
Type	TW PRV8 0-7	Version
Order No.	1230090000	P-series, Partition plate, grey, 2 mm, Printed 0-7, horizontally
GTIN (EAN)	4050118013917	
Qty.	10 ST	

PRV 8 BL 35X7.5 WS/RT

Weidmüller Interface GmbH & Co. KG
Klingenbergstraße 26
D-32758 Detmold
Germany

www.weidmueller.com

Accessories

Type	TW PRV8 1-8	Version
Order No.	1230080000	P-series, Partition plate, grey, 2 mm, Printed 1-8, horizontally
GTIN (EAN)	4050118013740	
Qty.	10 ST	
Type	TW PRV8 A-H	Version
Order No.	1230110000	P-series, Partition plate, grey, 2 mm, Printed A-H, horizontally
GTIN (EAN)	4050118013900	
Qty.	10 ST	

End bracket



Weidmüller's range of products includes end brackets that guarantee a permanent, reliable mounting on the terminal rail and prevent sliding. Versions with and without screws are available. The end brackets include marking options, also for group markers, and also a test plug holder.

General ordering data

Type	ZEW 35/2 SW	Version
Order No.	1162610000	End bracket, black, TS 35, V-2, Wemid, Width: 8 mm, 100 °C
GTIN (EAN)	4032248962716	
Qty.	20 ST	

Accessories

The comprehensive accessories of the Klippon® Connect portfolio are perfectly matched down to the last detail. This facilitates mounting while adhering to required norms

General ordering data

Type	BZT PRV8 BL 35X7.5	Version
Order No.	1267970000	P-series, Marker holder, blue, Number of levels: 8, TS 35 x 7.5
GTIN (EAN)	4032248113293	
Qty.	20 ST	
Type	BZT PRV8 SW 35X7.5	Version
Order No.	1173580000	P-series, Marker holder, black, Number of levels: 8, TS 35 x 7.5
GTIN (EAN)	4032248966110	
Qty.	20 ST	

PRV 8 BL 35X7.5 WS/RT

Weidmüller Interface GmbH & Co. KG
Klingenbergstraße 26
D-32758 Detmold
Germany

www.weidmueller.com

Accessories

Blank



WS markers are the perfect match for the W-series connectors. Thanks to their system compatibility, the WS tags can also be used with the I-series and the Z-series. The large marking surfaces do not only permit long character strings but also multi-line text.
WS markers are ideal for labels with long, customised character strings. Thanks to the proven MultiCard format, printing with PrintJet CONNECT oder/or Plotter is possible.
• Can be fitted in strips or individually
• Markers in proven MultiCard format
For custom printing: Please send us a file of our labeling software M-Print PRO or M-Print PRO Online (without installation) for your labeling specifications.

General ordering data

Type	WS 7.8/9.2 PLUS MC NE GR	Version
Order No.	1208970000	WS, Terminal marker, 7.8 x 9.2 mm, Pitch in mm (P): 9.20
GTIN (EAN)	4032248990092	Weidmueller, grey
Qty.	360 ST	

Marker holder



The marker holder offer the possibility of additional mounting of standard markers with a pitch of 5 or 5.1 mm. The angled holders can be optionally snaped together and could be mounted in all standard marking channels of the Klippon® Connect modular terminal blocks. Fitting marker types could be found under the respective accessories of the designation marking holder.

General ordering data

Type	BZT 1 WS 10/5	Version
Order No.	1805490000	Accessories, Marker holder
GTIN (EAN)	4032248270231	
Qty.	100 ST	
Type	BZT 1 ZA WS 10/5	Version
Order No.	1805520000	Accessories, Marker holder
GTIN (EAN)	4032248270248	
Qty.	100 ST	

PRV 8 BL 35X7.5 WS/RT

Weidmüller Interface GmbH & Co. KG
Klingenbergstraße 26
D-32758 Detmold
Germany

www.weidmueller.com

Accessories

Slotted screwdriver

Slotted screwdriver with rounded blade SD DIN 5265, ISO 2380/2, output to DIN 5264, ISO 2380/1. ChromTop tip, SoftFinish grip

General ordering data

Type	SDS 0.4X2.0X60	Version
Order No.	2749260000	Screwdriver, Blade width (B): 2 mm, Blade length: 60 mm, Blade
GTIN (EAN)	4050118895537	thickness (A): 0.4 mm
Qty.	1 ST	