Data sheet

IE-C5DD4UG0600A20A20-E

Weidmüller Interface GmbH & Co. KG
Klingenbergstraße 26
D-32758 Detmold
Germany

www.weidmueller.com

Assembled IE cables, PROFINET, Cat. 5, PUR, green, drag-chain compatible, RJ45

General ordering data

Version	Dragline cable, PROFINET, RJ45 IP 20, RJ45 IP 20, Cat.5 (ISO/IEC 11801) / Cat.5e (TIA T568-B), PUR, 60 m
Order No.	1173030600
Type	IE-C5DD4UG0600A20A20-E
GTIN (EAN)	4099986620094
Qty.	1 items

IE-C5DD4UG0600A20A20-E

Weidmüller Interface GmbH & Co. KG
Klingenbergstraße 26
D-32758 Detmold
Germany

www.weidmueller.com

Technical data

Approvals

Approvals	CE
ROHS	Conform

Dimensions and weights

Length	60 m	Length (inches)	2362.2047 inch
Net weight	3500 g		

Temperatures

Storage temperature	-50 °C...70 °C	Operating temperature	-40 °C...70 °C
Installation temperature	-20 °C...60 °C		

Environmental Product Compliance

RoHS Compliance Status	Compliant without exemption
REACH SVHC	No SVHC above 0.1 wt%

Cable specific standards

Standard, insulating material	DIN EN 50290-2-23 (VDE 0819) Table 2/A (HD 624.3)	Standard, wire material	DIN EN 13602 Cu-ETP-A
Standard, shielding material	DIN EN 13602 Cu-ETP-A..B		

Standards

Standard, insulating material	DIN EN 50290-2-23 (VDE 0819) Table 2/A (HD 624.3)	Standard, wire material	DIN EN 13602 Cu-ETP-A
Standard, shielding material	DIN EN 13602 Cu-ETP-A..B		

Cable structure

Strands	7	Sheathing colour	green (RAL 6018)
Standard designations	2YH(ST)C11Y 2x2x0,75/1,5-100 LI VZN GN FRNC	Cross-section	4*AWG 22/7 - 0.32 mm²
Shielding	SF/UTP	Number of wires	4
Insulation cross-section	1.5 mm	Insulation	PE
Sheath diameter, max.	6.7 mm	Sheath diameter, min.	6.3 mm
Material sheath	PUR	Filler	As central element
Arrangement of wire cores	Star-quad	Wire core insulation thickness	0.38 mm
Complete shielding	Aluminium foil, Shielding braid made from copper wiring	Overlap of shielding braid	85 %
Wire material	Stranded tin-plated copper wire	Diameter of inner sheathing	3.9 mm
Sheathing material thickness	0.9 mm	Colour sequence or wires - wire pairs	white, yellow, blue, orange
Shielding braid thickness	0.13 mm		

IE-C5DD4UG0600A20A20-E

Weidmüller Interface GmbH & Co. KG
Klingenbergstraße 26
D-32758 Detmold
Germany

www.weidmueller.com

Technical data

Electrical properties of cable

Category	Cat.5 (ISO/IEC 11801) / Cat.5e (TIA T568-B)	Speed	180 m/min
Capacity at 1 kHz	52 nF/km	Loop resistance	120 Ω/km
Signal propagation time	5.3 ns/m	Test voltage: wire-wire-shield	2000 Veff, 50 Hz, 1 min
Resistance differential	3 %	Operating voltage, UL	600 V
Delay skew	40 ns/100m	Operating voltage (UL rating)	600 V
Transfer impedance	20 mΩ/m at 10 MHz	Characteristic impedance	100 ± 15 Ω at 1–100 MHz

Mechanical and material properties of cable

Resistance to oils	in accordance with IEC 60811-2-1	Silicone-free	Yes
UV-resistant	Yes	Pulling force	≤ 150 N
Halogen	halogen-free, according to IEC 60754-2	Acceleration	4 m/s²
Min. bending radius, repetitive	7.5 x cable diameter	Min. bending radius, once only	5 x cable diameter
Abrasion resistance	very good	Bending cycles	3 Mio
Resistance to spread of flame	in accordance with IEC 60332-1	Speed	180 m/min
Fire propagation	No		

Plug, left

Plug left	RJ45, IP20, male contact, straight, plug, Zinc diecast, shielded

Plug, right

Plug right	RJ45, IP20, male contact, straight, plug, Zinc diecast, shielded

Classifications

ETIM 6.0	EC002599	ETIM 7.0	EC002599
ETIM 8.0	EC002599	ETIM 9.0	EC002599
ETIM 10.0	EC002599	ECLASS 9.0	27-06-03-08
ECLASS 9.1	27-06-03-08	ECLASS 10.0	27-06-03-08
ECLASS 11.0	27-06-03-08	ECLASS 12.0	27-06-03-08
ECLASS 13.0	27-06-03-08	ECLASS 14.0	27-06-03-08
ECLASS 15.0	27-06-03-08		

IE-C5DD4UG0600A20A20-E

Weidmüller Interface GmbH & Co. KG
Klingenbergstraße 26
D-32758 Detmold
Germany

www.weidmueller.com

Drawings

Dimensioned drawing

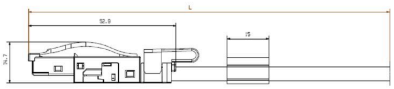

Wiring



IE-C5DD4UG0600A20A20-E

Weidmüller Interface GmbH & Co. KG
Klingenbergstraße 26
D-32758 Detmold
Germany

www.weidmueller.com

Accessories

Blank

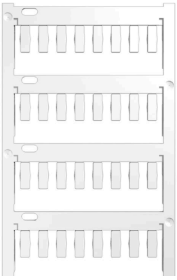

TM-I is an acknowledged and accredited marker type for traffic engineering applications. There are various different tag lengths available for individual labelling with long character strings. Easy handling of separation and installation thanks to the project marker field. Pre-attachment of sleeves and retrofitting of tags offer excellent versatility
The special contour of TM-I allows easy assembly and secures firm positioning. They are compatible with a number of commercially available sleeves. Thanks to the MultiCard format, the tags can be printed quickly and conveniently with the PrintJet CONNECT, plotter or the STI pen.

- Easy handling of separation and installation thanks to the project marker field.
- Acknowledged and accredited marker for traffic engineering applications
- Pre-attachment of sleeves and retrofitting of tags offer excellent versatility
- Not suited for labelling with P-Ink or STI pen in connection with CLI T sleeves

For custom printing: Please send us a file of our labeling software M-Print PRO or M-Print PRO Online (without installation) for your labeling specifications.

General ordering data

Type	TM-I 12 MC NE WS	Version
Order No.	1718411044	TM-I, Insert markers, 12 x 4 mm, white
GTIN (EAN)	4008190348977	
Qty.	320 ST	
Type	TM-I 18 MC NE WS	Version
Order No.	1718431044	TM-I, Insert markers, 1.5 - 22 mm, 18 x 4 mm, white
GTIN (EAN)	4008190349011	
Qty.	320 ST	