


SAKT E/35 2LD 30VAC**Weidmüller Interface GmbH & Co. KG**

Klingenbergstraße 26

D-32758 Detmold

Germany

www.weidmueller.com

Product image

Earth-wire disconnect terminal helps detect earth faults and enables the earthing of the auxiliary circuit to be disconnected. The different kind of operation status is indicated by a red and green LED.

General ordering data

Version	Test-disconnect terminal, Screw connection, medium yellow, 6 mm ² , 27 A, 30 V, Number of connections: 2, Number of levels: 1
Order No.	1166820000
Type	SAKT E/35 2LD 30VAC
GTIN (EAN)	4008190048082
Qty.	5 items

SAKT E/35 2LD 30VAC

Weidmüller Interface GmbH & Co. KG
 Klingenbergstraße 26
 D-32758 Detmold
 Germany

www.weidmueller.com

Technical data

Approvals

Approvals



ROHS Conform

Dimensions and weights

Depth	52.5 mm	Depth (inches)	2.0669 inch
Height	65 mm	Height (inches)	2.5591 inch
Width	16 mm	Width (inches)	0.6299 inch
Net weight	64.28 g		

Temperatures

Storage temperature	-25 °C...55 °C	Ambient temperature	-60 °C...85 °C
Continuous operating temp., min.	-60 °C	Continuous operating temp., max.	130 °C

Environmental Product Compliance

RoHS Compliance Status	Compliant with exemption
RoHS Exemption (if applicable/known)	7a, 7cl
REACH SVHC	Lead 7439-92-1
SCIP	999cd67e-471e-4085-8dba-1342fcea86de

Material data

Basic material	KrG	Colour	medium yellow
UL 94 flammability rating	V-0, 5VA		

System specifications

Version	Screw connection, Special terminal longitudinal isolator, with LED, for screwable cross-connection	End cover plate required	Yes
Number of potentials	1	Number of levels	1
Number of clamping points per level	4	Number of potentials per tier	1
Levels cross-connected internally	No	PE connection	No
Mounting rail	TS 35	N-function	No
PE function	No	PEN function	No

Additional technical data

Open sides	right	Installation advice	Direct mounting
Type of mounting	Snap-on		

Conductors for clamping (additional connection)

Connection type, additional connection Screw connection

SAKT E/35 2LD 30VAC

Weidmüller Interface GmbH & Co. KG
 Klingenbergstraße 26
 D-32758 Detmold
 Germany

www.weidmueller.com

Technical data

Conductors for clamping (rated connection)

Gauge to IEC 60947-1	A5	Wire connection cross section AWG, max.	AWG 22
Connection direction	on side	Stripping length	12 mm
Type of connection 2	Screw connection	Type of connection	Screw connection
Number of connections	2	Clamping range, max.	10 mm ²
Clamping range, min.	0.5 mm ²	Clamping screw	M 3.5
Blade size	4.0 x 0.8 mm	Wire connection cross section AWG, min.	AWG 8
Wire connection cross-section, finely stranded with wire-end ferrules DIN 46228/4, max.	6 mm ²	Wire connection cross-section, finely stranded with wire-end ferrules DIN 46228/4, min.	0.5 mm ²
Wire connection cross-section, finely stranded with wire-end ferrules DIN 46228/1, max.	6 mm ²	Wire connection cross-section, finely stranded with wire-end ferrules DIN 46228/1, min.	0.5 mm ²
Wire connection cross section, finely stranded, max.	6 mm ²	Wire connection cross section, finely stranded, min.	0.5 mm ²
Connection cross-section, stranded, max.	6 mm ²	Connection cross-section, stranded, min.	0.5 mm ²
Wire connection cross-section, solid core, max.	10 mm ²	Wire connection cross-section, solid core, min.	0.5 mm ²
Connection cross-section, finely stranded, min.	0.5 mm ²		

General

Wire connection cross section AWG, max.	AWG 22	Installation advice	Direct mounting
Wire connection cross section AWG, min.	AWG 8	Mounting rail	TS 35

Rating data

Rated cross-section	6 mm ²	Rated voltage	30 V
Rated AC voltage	30 V	Rated DC voltage	15 V
Nominal current	27 A	Current at maximum wires	27 A
Volume resistance according to IEC 60947-7-x	0.78 mΩ	Power loss in accordance with IEC 60947-7-x	1.31 W
Pollution severity	3		

Classifications

ETIM 8.0	EC000902	ETIM 9.0	EC000902
ETIM 10.0	EC000902	ECLASS 14.0	27-25-01-09
ECLASS 15.0	27-25-01-09		


SAKT E/35 2LD 30VAC

Weidmüller Interface GmbH & Co. KG
 Klingenbergstraße 26
 D-32758 Detmold
 Germany

www.weidmueller.com

Accessories

End bracket




Weidmüller's range of products includes end brackets that guarantee a permanent, reliable mounting on the terminal rail and prevent sliding. Versions with and without screws are available. The end brackets include marking options, also for group markers, and also a test plug holder.

General ordering data

Type	EW 35	Version
Order No.	0383560000	End bracket, beige, TS 35, V-2, Wemid, Width: 8.5 mm, 100 °C
GTIN (EAN)	4008190181314	
Qty.	50 ST	
Type	EWK 1	Version
Order No.	0206160000	End bracket, beige, TS 32, V-0, Wemid, Width: 9 mm, 100 °C
GTIN (EAN)	4008190080020	
Qty.	50 ST	

Marker holder



The marker holder offer the possibility of additional mounting of standard markers with a pitch of 5 or 5.1 mm. The angled holders can be optionally snapped together and could be mounted in all standard marking channels of the Klippon® Connect modular terminal blocks. Fitting marker types could be found under the respective accessories of the designation marking holder.

General ordering data

Type	BZT 1 WS 10/5	Version
Order No.	1805490000	Accessories, Marker holder
GTIN (EAN)	4032248270231	
Qty.	100 ST	
Type	BZT 1 ZA WS 10/5	Version
Order No.	1805520000	Accessories, Marker holder
GTIN (EAN)	4032248270248	
Qty.	100 ST	