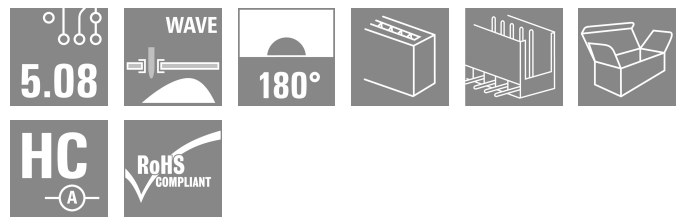



## SL 5.08HC/09/180 3.2SN BK BX

**Weidmüller Interface GmbH & Co. KG**  
 Klingenbergstraße 26  
 D-32758 Detmold  
 Germany

www.weidmueller.com

### Product image



Pin headers in glass-fibre-reinforced plastic with straight wire outlet; optimised for wave soldering. The flange variant (F) can be screwed onto the respective counter piece or the circuit board. There is no need for an extra screw to connect the circuit board when the solder flange (LF) version is used. This also protects the solder points from mechanical strain. All pin headers can be manually coded or ordered pre-coded. HC = High Current.

### General ordering data

|              |  |
|--------------|--|
| Version      | PCB plug-in connector, male header, open side, THT solder connection, 5.08 mm, Number of poles: 9, 180°, Solder pin length (l): 3.2 mm, tinned, black, Box |
| Order No.    | <a href="#">1148270000</a>   |
| Type         | SL 5.08HC/09/180 3.2SN BK BX   |
| GTIN (EAN)   | 4032248934379  |
| Qty.         | 50 items   |
| Product data | IEC: 400 V / 24 A<br>UL: 300 V / 18.5 A  |
| Packaging    | Box  |

## SL 5.08HC/09/180 3.2SN BK BX

Weidmüller Interface GmbH & Co. KG  
Klingenbergstraße 26  
D-32758 Detmold  
Germany

www.weidmueller.com

## Technical data

## Approvals

Approvals



|                         |                            |
|-------------------------|----------------------------|
| ROHS                    | Conform                    |
| UL File Number Search   | <a href="#">UL Website</a> |
| Certificate No. (cURus) | E60693                     |

## Dimensions and weights

|                          |             |                 |             |
|--------------------------|-------------|-----------------|-------------|
| Depth                    | 8.43 mm     | Depth (inches)  | 0.3319 inch |
| Height                   | 15.2 mm     | Height (inches) | 0.5984 inch |
| Height of lowest version | 12 mm       | Width           | 45.52 mm    |
| Width (inches)           | 1.7921 inch | Net weight      | 3.08 g      |

## Environmental Product Compliance

|                          |                             |                  |
|--------------------------|-----------------------------|------------------|
| RoHS Compliance Status   | Compliant without exemption |                  |
| REACH SVHC               | No SVHC above 0.1 wt%       |                  |
| Product Carbon Footprint | Cradle to gate              | 0,037 kg CO2 eq. |

## System specifications

|  |   |  |                              |
|--|---|--|------------------------------|
| Product family                               | OMNIMATE Signal - series BL/SL 5.08                 | Type of connection                         | Board connection             |
| Mounting onto the PCB                        | THT solder connection                               | Pitch in mm (P)                            | 5.08 mm                      |
| Pitch in inches (P)                          | 0.200 "   | Outgoing elbow                             | 180°                         |
| Number of poles                              | 9   | Number of solder pins per pole             | 1                            |
| Solder pin length (l)                        | 3.2 mm  | Solder pin length tolerance                | +0.1 / -0.3 mm               |
| Solder pin dimensions                        | d = 1.2 mm, Octagonal                               | Solder pin dimensions = d tolerance        | 0 / -0,03 mm                 |
| Solder eyelet hole diameter (D)              | 1.5 mm  | Solder eyelet hole diameter tolerance (D)  | + 0,1 mm                     |
| L1 in mm                                     | 40.64 mm  | L1 in inches                               | 1.600 "                      |
| Number of rows                               | 1   | Pin series quantity                        | 1                            |
| Touch-safe protection acc. to DIN VDE 57 106 | finger-safe unplugged/<br>back-of-hand-safe plugged | Touch-safe protection acc. to DIN VDE 0470 | IP20 plugged/ IP10 unplugged |
| Protection degree                            | IP20  | Volume resistance                          | ≤5 mΩ                        |
| Can be coded                                 | Yes   | Plugging cycles                            | 25                           |
| Plugging force/pole, max.                    | 10 N  | Pulling force/pole, max.                   | 7.5 N                        |

## Material data

|                                       |                                |                                       |                                |
|---------------------------------------|--------------------------------|---------------------------------------|--------------------------------|
| Insulating material                   | PA GF                          | Colour                                | black                          |
| Colour chart (similar)                | RAL 9011                       | Insulating material group             | II                             |
| Comparative Tracking Index (CTI)      | ≤ 600                          | Moisture Level (MSL)                  |                                |
| UL 94 flammability rating             | V-0                            | Contact material                      | Cu-alloy                       |
| Contact surface                       | tinned                         | Layer structure of solder connection  | 1...3 µm Ni / 2...4 µm Sn matt |
| Layer structure of plug contact       | 1...3 µm Ni / 2...4 µm Sn matt | Storage temperature, min.             | -40 °C                         |
| Storage temperature, max.             | 70 °C                          | Operating temperature, min.           | -50 °C                         |
| Operating temperature, max.           | 100 °C                         | Temperature range, installation, min. | -25 °C                         |
| Temperature range, installation, max. | 100 °C                         |                                       |                                |

## SL 5.08HC/09/180 3.2SN BK BX

**Weidmüller Interface GmbH & Co. KG**  
 Klingenbergstraße 26  
 D-32758 Detmold  
 Germany

www.weidmueller.com

## Technical data

### Rated data acc. to IEC

|   |                        |   |       |
|---|------------------------|---|-------|
| tested acc. to standard   | IEC 60664-1, IEC 61984 | Rated current, min. number of poles (Tu=20°C)                         | 24 A  |
| Rated current, max. number of poles (Tu=20°C)                             | 19 A                   | Rated current, min. number of poles (Tu=40°C)                         | 21 A  |
| Rated current, max. number of poles (Tu=40°C)                             | 16.5 A                 | Rated voltage for surge voltage class / pollution degree II/2         | 400 V |
| Rated voltage for surge voltage class / pollution degree III/2            | 320 V                  | Rated voltage for surge voltage class / pollution degree III/3        | 250 V |
| Rated impulse voltage for surge voltage class/ pollution degree II/2      | 4 kV                   | Rated impulse voltage for surge voltage class/ pollution degree III/2 | 4 kV  |
| Rated impulse voltage for surge voltage class/ contamination degree III/3 | 4 kV                   |   |       |

### Rated data acc. to CSA

|                                   |  |                                   |                |
|-----------------------------------|--|-----------------------------------|----------------|
| Institute (CSA)                   | CSA  | Certificate No. (CSA)             | 200039-1121690 |
| Rated voltage (Use group B / CSA) | 300 V  | Rated voltage (Use group D / CSA) | 300 V          |
| Rated current (Use group B / CSA) | 18.5 A   | Rated current (Use group D / CSA) | 18.5 A         |
| Reference to approval values      | Specifications are maximum values, details - see approval certificate. |                                   |                |

### Rated data acc. to UL 1059

|                                       |  |                                       |        |
|---------------------------------------|--|---------------------------------------|--------|
| Institute (cURus)                     | CURUS  | Certificate No. (cURus)               | E60693 |
| Rated voltage (Use group B / UL 1059) | 300 V  | Rated voltage (Use group D / UL 1059) | 300 V  |
| Rated current (Use group B / UL 1059) | 18.5 A   | Rated current (Use group D / UL 1059) | 10 A   |
| Reference to approval values          | Specifications are maximum values, details - see approval certificate. |                                       |        |

### Packing

|           |           |            |           |
|-----------|-----------|------------|-----------|
| Packaging | Box       | VPE length | 169.00 mm |
| VPE width | 120.00 mm | VPE height | 39.00 mm  |

### Important note

|                |  |
|----------------|--|
| IPC conformity | Conformity: The products are developed, manufactured and delivered according international recognized standards and norms and comply with the assured properties in the data sheet resp. fulfill decorative properties in accordance with IPC-A-610 "Class 2". Further claims on the products can be evaluated on request.   |
| Notes          | <ul style="list-style-type: none"> <li>• Additional variants on request</li> <li>• Gold-plated contact surfaces on request</li> <li>• Rated current related to rated cross-section &amp; min. No. of poles.</li> <li>• Diameter of solder eyelet D = 1.4+0.1mm</li> <li>• Solder eyelet diameter D = 1.5 + 0.1 mm, from 9 poles</li> <li>• P on drawing = pitch</li> <li>• Rated data refer only to the component itself. Clearance and creepage distances to other components are to be designed in accordance with the relevant application standards.</li> <li>• In accordance with IEC 61984, OMNIMATE-connectors are connectors without breaking capacity (COC). During designated use, connectors are not allowed to be engaged or disengaged when live or under load</li> <li>• Long term storage of the product with average temperature of 50 °C and maximum humidity 70%, 36 months</li> </ul> |

## SL 5.08HC/09/180 3.2SN BK BX

**Weidmüller Interface GmbH & Co. KG**  
Klingenbergstraße 26  
D-32758 Detmold  
Germany

[www.weidmueller.com](http://www.weidmueller.com)

## Technical data

### Classifications

|             |             |             |             |
|-------------|-------------|-------------|-------------|
| ETIM 8.0    | EC002637    | ETIM 9.0    | EC002637    |
| ETIM 10.0   | EC002637    | ECLASS 14.0 | 27-46-02-01 |
| ECLASS 15.0 | 27-46-02-01 |             |             |


SL 5.08HC/09/180 3.2SN BK BX

Weidmüller Interface GmbH & Co. KG  
 Klingenbergstraße 26  
 D-32758 Detmold  
 Germany

www.weidmueller.com

Drawings

Product image



Dimensional drawing



Graph

BLZP 5.08HC/./180 - SL 5.08HC/./180



Graph

BLF 5.08HC/./180 - SL 5.08HC/./180



Graph

BLF 5.08HC/./180 - SL 5.08HC/./180



Product benefits



Safe power transmission Proven properties