

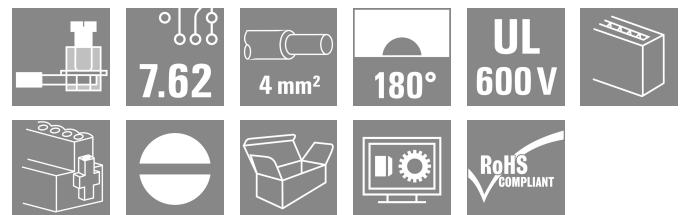
BLZ 7.62HP/04/180F SN BK BX
Weidmüller Interface GmbH & Co. KG

Klingenbergstraße 26

D-32758 Detmold

Germany

www.weidmueller.com



Power on board - 100% safety, 100% integration, 100% cost-effectiveness:

The compact, efficient solution for UL-600V applications in the lower performance range up to 12kVA.

- 29 A at 630 V (IEC)
- 20 A at 600 V (UL)
- Single compartment mating profile
- Clamping range: 0.08 - 4 mm² / AWG 28 - 12

Assistance with device approval:

- meets the requirements for 600 V in accordance with UL508/UL840
- meets the more stringent touch-safety requirements of IEC68100-5-1

The slimming cure for multiple-stage device series: reduced size and cut costs in the high-volume lower performance range without compromising device approval!

General ordering data

| | |
|--------------|---|
| Version | PCB plug-in connector, female plug, 7.62 mm, Number of poles: 4, 180°, Clamping yoke connection, Clamping range, max. : 4 mm ² , Box |
| Order No. | 1095700000 |
| Type | BLZ 7.62HP/04/180F SN BK BX |
| GTIN (EAN) | 4032248868766 |
| Qty. | 35 items |
| Product data | IEC: 630 V / 29 A / 0.2 - 4 mm ² UL: 600 V / 20 A / AWG 28 - AWG 12 |
| Packaging | Box |

BLZ 7.62HP/04/180F SN BK BX

Weidmüller Interface GmbH & Co. KG
Klingenbergstraße 26
D-32758 Detmold
Germany

www.weidmueller.com

Technical data

Approvals

Approvals



| | |
|-------------------------|----------------------------|
| ROHS | Conform |
| UL File Number Search | UL Website |
| Certificate No. (cURus) | E60693 |

Dimensions and weights

| | | | |
|------------|----------|-----------------|-------------|
| Depth | 23.3 mm | Depth (inches) | 0.9173 inch |
| Height | 18.3 mm | Height (inches) | 0.7205 inch |
| Width | 39.56 mm | Width (inches) | 1.5575 inch |
| Net weight | 8.88 g | | |

Environmental Product Compliance

| | | | |
|--------------------------|-----------------------------|------------------------------|--|
| RoHS Compliance Status | Compliant without exemption | | |
| REACH SVHC | No SVHC above 0.1 wt% | | |
| Product Carbon Footprint | Cradle to gate | 0.192 kg CO ₂ eq. | |

System Parameters

| | | | |
|--|--------------------------------------|--|---------------------|
| Product family | OMNIMATE Power - series BL/SL 7.62HP | Type of connection | Field connection |
| Wire connection method | Clamping yoke connection | Pitch in mm (P) | 7.62 mm |
| Pitch in inches (P) | 0.300 " | Conductor outlet direction | 180° |
| Number of poles | 4 | L1 in mm | 22.86 mm |
| L1 in inches | 0.900 " | Number of rows | 1 |
| Pin series quantity | 1 | Rated cross-section | 2.5 mm ² |
| Touch-safe protection acc. to DIN VDE 57 106 | Safe from finger touch | Touch-safe protection acc. to DIN VDE 0470 | IP 20 |
| Protection degree | IP20 | Volume resistance | 5.00 mΩ |
| Can be coded | Yes | Stripping length | 7 mm |
| Tightening torque for screw flange, min. | 0.15 Nm | Tightening torque for screw flange, max. | 0.25 Nm |
| Tightening torque, min. | 0.4 Nm | Tightening torque, max. | 0.5 Nm |
| Clamping screw | M 2.5 | Screwdriver blade | 0.6 x 3.5 |
| Screwdriver blade standard | DIN 5264 | Plugging cycles | 25 |
| Plugging force/pole, max. | 9.5 N | Pulling force/pole, max. | 8.5 N |

Material data

| | | | |
|---------------------------------------|----------------------------|---------------------------------------|---------|
| Insulating material | PBT | Colour | black |
| Colour chart (similar) | RAL 9011 | Insulating material group | IIIa |
| Comparative Tracking Index (CTI) | ≥ 200 | Insulation resistance | ≥ 108 Ω |
| Moisture Level (MSL) | | UL 94 flammability rating | V-0 |
| Contact material | Cu-alloy | Contact surface | tinned |
| Layer structure of plug contact | 4...8 μm Sn hot-dip tinned | Storage temperature, min. | -40 °C |
| Storage temperature, max. | 70 °C | Operating temperature, min. | -50 °C |
| Operating temperature, max. | 100 °C | Temperature range, installation, min. | -25 °C |
| Temperature range, installation, max. | 100 °C | | |

Conductors suitable for connection

| | |
|----------------------|----------------------|
| Clamping range, min. | 0.08 mm ² |
| Clamping range, max. | 4 mm ² |

BLZ 7.62HP/04/180F SN BK BX

Weidmüller Interface GmbH & Co. KG
 Klingenbergstraße 26
 D-32758 Detmold
 Germany

www.weidmueller.com

Technical data

| | | | | |
|---|--|------------------------------|------------------------------|-------|
| Wire connection cross section AWG, min. | AWG 28 | | | |
| Wire connection cross section AWG, max. | AWG 12 | | | |
| Solid, min. H05(07) V-U | 0.2 mm ² | | | |
| Solid, max. H05(07) V-U | 4 mm ² | | | |
| Flexible, min. H05(07) V-K | 0.2 mm ² | | | |
| Flexible, max. H05(07) V-K | 4 mm ² | | | |
| w. plastic collar ferrule, DIN 46228 pt 4, min. | 0.2 mm ² | | | |
| w. plastic collar ferrule, DIN 46228 pt 4, max. | 2.5 mm ² | | | |
| w. wire end ferrule, DIN 46228 pt 1, min. | 0.2 mm ² | | | |
| w. wire end ferrule, DIN 46228 pt 1, max. | 2.5 mm ² | | | |
| Plug gauge in accordance with EN 60999 a x b; ø | 2.8 mm x 2.4 mm | | | |
| Clampable conductor | Cross-section for conductor connection | Type | fine-wired | |
| | | nominal | 0.25 mm ² | |
| | wire end ferrule | Stripping length | nominal | 10 mm |
| | | Recommended wire-end ferrule | H0.25/12 HBL | |
| | Cross-section for conductor connection | Type | fine-wired | |
| | | nominal | 0.34 mm ² | |
| | wire end ferrule | Stripping length | nominal | 10 mm |
| | | Recommended wire-end ferrule | H0.34/12 TK | |
| | Cross-section for conductor connection | Type | fine-wired | |
| | | nominal | 0.5 mm ² | |
| | wire end ferrule | Stripping length | nominal | 6 mm |
| | | Recommended wire-end ferrule | H0.5/6 | |
| | Cross-section for conductor connection | Type | fine-wired | |
| | | nominal | 0.75 mm ² | |
| | wire end ferrule | Stripping length | nominal | 6 mm |
| | | Recommended wire-end ferrule | H0.75/6 | |
| | Cross-section for conductor connection | Type | fine-wired | |
| | | nominal | 1 mm ² | |
| | wire end ferrule | Stripping length | nominal | 6 mm |
| | | Recommended wire-end ferrule | H1.0/6 | |
| | Cross-section for conductor connection | Type | fine-wired | |
| | | nominal | 1.5 mm ² | |
| | wire end ferrule | Stripping length | nominal | 7 mm |
| | | Recommended wire-end ferrule | H1.5/7 | |
| Cross-section for conductor connection | Type | fine-wired | | |
| | nominal | 2.5 mm ² | | |
| wire end ferrule | Stripping length | nominal | 7 mm | |
| | Recommended wire-end ferrule | H2.5/7 | | |
| Reference text | The outside diameter of the plastic collar should not be larger than the pitch (P). Length of ferrules is to be chosen depending on the product and the rated voltage. | | | |

BLZ 7.62HP/04/180F SN BK BX

Weidmüller Interface GmbH & Co. KG
 Klingenbergstraße 26
 D-32758 Detmold
 Germany

www.weidmueller.com

Technical data

Rated data acc. to IEC

| | | | |
|---|------------------------|---|-------------------|
| tested acc. to standard | IEC 60664-1, IEC 61984 | Rated current, min. number of poles (Tu=20°C) | 29 A |
| Rated current, max. number of poles (Tu=20°C) | 26.5 A | Rated current, min. number of poles (Tu=40°C) | 25 A |
| Rated current, max. number of poles (Tu=40°C) | 23 A | Rated voltage for surge voltage class / pollution degree II/2 | 630 V |
| Rated voltage for surge voltage class / pollution degree III/2 | 500 V | Rated voltage for surge voltage class / pollution degree III/3 | 400 V |
| Rated impulse voltage for surge voltage class/ pollution degree II/2 | 4 kV | Rated impulse voltage for surge voltage class/ pollution degree III/2 | 6 kV |
| Rated impulse voltage for surge voltage class/ contamination degree III/3 | 6 kV | Short-time withstand current resistance | 3 x 1s with 180 A |
| Creepage distance, min. | 11.3 mm | Clearance, min. | 9.8 mm |

Rated data acc. to CSA

| | | | |
|-----------------------------------|--------|-----------------------------------|--------|
| Rated voltage (Use group B / CSA) | 600 V | Rated voltage (Use group C / CSA) | 600 V |
| Rated voltage (Use group D / CSA) | 600 V | Rated current (Use group B / CSA) | 20 A |
| Rated current (Use group C / CSA) | 20 A | Rated current (Use group D / CSA) | 5 A |
| Wire cross-section, AWG, min. | AWG 28 | Wire cross-section, AWG, max. | AWG 12 |

Rated data acc. to UL 1059

| | | | |
|---------------------------------------|--|---------------------------------------|--------|
| Institute (cURus) | CURUS | Certificate No. (cURus) | E60693 |
| Rated voltage (Use group B / UL 1059) | 600 V | Rated voltage (Use group C / UL 1059) | 600 V |
| Rated voltage (Use group D / UL 1059) | 600 V | Rated current (Use group B / UL 1059) | 20 A |
| Rated current (Use group C / UL 1059) | 20 A | Rated current (Use group D / UL 1059) | 5 A |
| Wire cross-section, AWG, min. | AWG 28 | Wire cross-section, AWG, max. | AWG 12 |
| Reference to approval values | Specifications are maximum values, details - see approval certificate. | | |

Packing

| | | | |
|-----------|-----------|------------|-----------|
| Packaging | Box | VPE length | 348.00 mm |
| VPE width | 136.00 mm | VPE height | 31.00 mm |

Type tests

| | | |
|--|----------------|--|
| Test: Durability of markings | Standard | DIN EN 61984 section 7.3.2 / 09.02 taking pattern from DIN EN 60068-2-70 / 07.96 |
| | Test | mark of origin, type identification, pitch, type of material, date clock |
| | Evaluation | available |
| | Test | durability |
| | Evaluation | passed |
| Test: Misengagement (Non-interchangeability) | Standard | DIN EN 61984 section 6.3 and 6.9.1 / 09.02 |
| | Test | 180° turned with coding elements |
| | Evaluation | passed |
| | Test | 180° turned without coding elements |
| | Evaluation | passed |
| Test: Clampable cross section | Standard | DIN EN 60999-1 section 7 and 9.1 / 12.00, DIN EN 60947-1 section 8.2.4.5.1 / 12.02 |
| | Conductor type | Type of conductor solid 0.5 mm ² and conductor cross-section |

Technical data

| | | | |
|---|----------------|---|------------------------------|
| | | Type of conductor and conductor cross-section | stranded 0.5 mm ² |
| | | Type of conductor and conductor cross-section | solid 2.5 mm ² |
| | | Type of conductor and conductor cross-section | stranded 2.5 mm ² |
| | | Type of conductor and conductor cross-section | AWG 20/1 |
| | | Type of conductor and conductor cross-section | AWG 20/19 |
| | | Type of conductor and conductor cross-section | AWG 12/1 |
| | | Type of conductor and conductor cross-section | AWG 12/19 |
| | Evaluation | passed | |
| | Standard | DIN EN 60999-1 section 9.4 / 12.00 | |
| | Requirement | 0.2 kg | |
| | Conductor type | Type of conductor and conductor cross-section | AWG 28/1 |
| | | Type of conductor and conductor cross-section | AWG 28/19 |
| | Evaluation | passed | |
| | Requirement | 0.3 kg | |
| | Conductor type | Type of conductor and conductor cross-section | H05V-U0.5 |
| | | Type of conductor and conductor cross-section | H05V-K0.5 |
| | Evaluation | passed | |
| | Requirement | 0.7 kg | |
| | Conductor type | Type of conductor and conductor cross-section | AWG 14/1 |
| | | Type of conductor and conductor cross-section | AWG 14/19 |
| | Evaluation | passed | |
| | Requirement | 0.9 kg | |
| | Conductor type | Type of conductor and conductor cross-section | H07V-U4.0 |
| | | Type of conductor and conductor cross-section | H07V-K4.0 |
| | Evaluation | passed | |
| | Standard | DIN EN 60999-1 section 9.5 / 12.00 | |
| | Requirement | ≥5 N | |
| | Conductor type | Type of conductor and conductor cross-section | AWG 28/1 |
| | | Type of conductor and conductor cross-section | AWG 28/19 |
| Test for damage to and accidental loosening of conductors | | | |
| Pull-out test | | | |

Technical data

| | | |
|----------------|---|-----------|
| Evaluation | passed | |
| Requirement | ≥20 N | |
| Conductor type | Type of conductor and conductor cross-section | H05V-U0.5 |
| | Type of conductor and conductor cross-section | H05V-K0.5 |
| Evaluation | passed | |
| Requirement | ≥50 N | |
| Conductor type | Type of conductor and conductor cross-section | AWG 14/1 |
| | Type of conductor and conductor cross-section | AWG 14/19 |
| | Type of conductor and conductor cross-section | H07V-K4.0 |
| Evaluation | passed | |
| Requirement | ≥60 N | |
| Conductor type | Type of conductor and conductor cross-section | H07V-U4.0 |
| Evaluation | passed | |

Important note

IPC conformity Conformity: The products are developed, manufactured and delivered according international recognized standards and norms and comply with the assured properties in the data sheet resp. fulfill decorative properties in accordance with IPC-A-610 "Class 2". Further claims on the products can be evaluated on request.

- Notes
- Additional variants on request
 - Gold-plated contact surfaces on request
 - Rated current related to rated cross-section & min. No. of poles.
 - Wire end ferrule without plastic collar to DIN 46228/1
 - Wire end ferrule with plastic collar to DIN 46228/4
 - P on drawing = pitch
 - Rated data refer only to the component itself. Clearance and creepage distances to other components are to be designed in accordance with the relevant application standards.
 - In accordance with IEC 61984, OMNIMATE-connectors are connectors without breaking capacity (COC). During designated use, connectors are not allowed to be engaged or disengaged when live or under load
 - Long term storage of the product with average temperature of 50 °C and maximum humidity 70%, 36 months

Classifications

| | | | |
|-------------|-------------|-------------|-------------|
| ETIM 8.0 | EC002638 | ETIM 9.0 | EC002638 |
| ETIM 10.0 | EC002638 | ECLASS 14.0 | 27-46-02-02 |
| ECLASS 15.0 | 27-46-02-02 | | |

BLZ 7.62HP/04/180F SN BK BX

Weidmüller Interface GmbH & Co. KG
 Klingenbergstraße 26
 D-32758 Detmold
 Germany

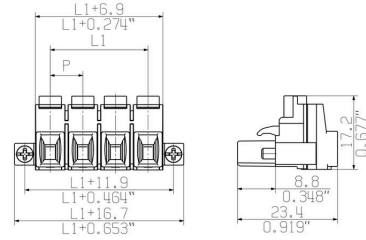
www.weidmueller.com

Drawings

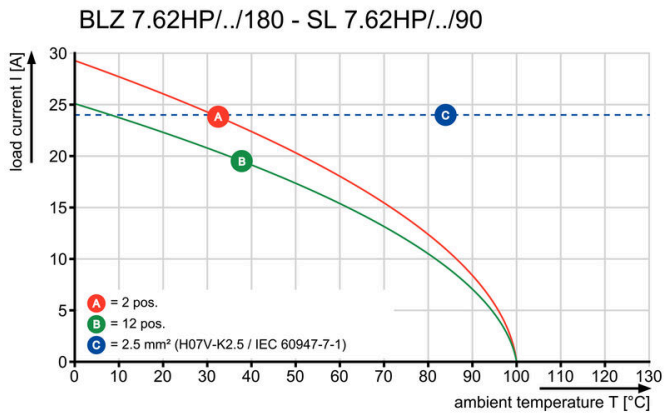
Product image



Dimensional drawing



Graph



Graph

