


**PSI 6/10****Weidmüller Interface GmbH & Co. KG**

Klingenbergstraße 26

D-32758 Detmold

Germany

www.weidmueller.com

**Product image**

Fuse terminal blocks and component terminal blocks allow protective and functional elements to be integrated directly into the terminal strip. Fuse terminal blocks include built-in fuse holders to reliably protect electrical circuits against overload –ideal for control and distribution systems. Component terminal blocks make it possible to incorporate electronic components such as diodes, resistors, or LEDs directly into the wiring. This enables space-saving and clearly arranged implementation of switching functions and signal separation. Both types of terminal blocks ensure higher safety, easy maintenance, and a compact, function-oriented installation.

**General ordering data**

Version	P-series, Fuse terminal, Rated cross-section: 6 mm <sup>2</sup> , PUSH IN
Order No.	<a href="#">1083050000</a>
Type	PSI 6/10
GTIN (EAN)	4032248945535
Qty.	25 items
Delivery status	This article will no longer be available in the future.
Available until	2023-02-18T00:00:00+01:00
Alternative product	<a href="#">AFS 4 2C BK</a>

## PSI 6/10

Weidmüller Interface GmbH &amp; Co. KG

Klingenbergstraße 26

D-32758 Detmold

Germany

www.weidmueller.com

## Technical data

## Approvals

Approvals



ROHS Conform

## Dimensions and weights

Depth	39.6 mm	Depth (inches)	1.5591 inch
Depth including DIN rail	40.35 mm	Height	81 mm
Height (inches)	3.189 inch	Width	12.2 mm
Width (inches)	0.4803 inch	Net weight	30.64 g

## Temperatures

Storage temperature	-25 °C...55 °C	Ambient temperature	-5 °C...40 °C
Continuous operating temp., min.	-50 °C	Continuous operating temp., max.	120 °C

## Environmental Product Compliance

RoHS Compliance Status	Compliant without exemption
REACH SVHC	No SVHC above 0.1 wt%

## Material data

Basic material	Wemid	Colour	dark beige
UL 94 flammability rating	V-0		

## System specifications

Version	PUSH IN connection, Fuse cartridge, for plug-in cross-connector. One end without connector	End cover plate required	Yes
Number of potentials	1	Number of levels	1
Number of clamping points per level	2	Number of potentials per tier	1
PE connection	No	Mounting rail	TS 35
N-function	No	PE function	No
PEN function	No		

## Additional technical data

Open sides	right	Type of mounting	Snap-on
------------	-------	------------------	---------

## Conductors for clamping (additional connection)

Connection direction additional connection	top
--------------------------------------------	-----

## Conductors for clamping (rated connection)

Wire connection cross section AWG, max.	AWG 8	Connection direction	top
Stripping length	14 mm	Type of connection	PUSH IN

## PSI 6/10

**Weidmüller Interface GmbH & Co. KG**

Klingenbergstraße 26  
D-32758 Detmold  
Germany

www.weidmueller.com

## Technical data

Number of connections	2	Clamping range, max.	10 mm <sup>2</sup>
Clamping range, min.	1.5 mm <sup>2</sup>	Blade size	0.6 x 3.5 mm
Wire connection cross section AWG, min.	AWG 16	Wire connection cross-section, finely stranded with wire-end ferrules DIN 46228/4, max.	6 mm <sup>2</sup>
Wire connection cross-section, finely stranded with wire-end ferrules DIN 46228/4, min.	1.5 mm <sup>2</sup>	Wire connection cross-section, finely stranded with wire-end ferrules DIN 46228/1, max.	10 mm <sup>2</sup>
Wire connection cross-section, finely stranded with wire-end ferrules DIN 46228/1, min.	1.5 mm <sup>2</sup>	Wire connection cross section, finely stranded, max.	10 mm <sup>2</sup>
Wire connection cross section, finely stranded, min.	1.5 mm <sup>2</sup>	Connection cross-section, stranded, min.	1.5 mm <sup>2</sup>
Wire connection cross-section, solid core, max.	6 mm <sup>2</sup>	Wire connection cross-section, solid core, min.	1.5 mm <sup>2</sup>
Connection cross-section, finely stranded, min.	1.5 mm <sup>2</sup>		

### Fuse terminals

Cartridge fuse	G-Si. 5 x 20	Current	6.3 A
Operating voltage, max.	250 V	Permitted power loss for the standard fuse variants	2.50 W

### General

Wire connection cross section AWG, max.	AWG 8	Wire connection cross section AWG, min.	AWG 16
Standards	IEC 60947-7-1	Mounting rail	TS 35

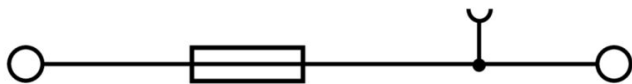
### Rating data

Rated cross-section	6 mm <sup>2</sup>	Rated voltage	250 V
Rated voltage to adjoining terminal	250 V	Nominal current	6.3 A
Current at maximum wires	10 A	Standards	IEC 60947-7-1
Volume resistance according to IEC 60947-7-x	0.78 mΩ	Rated impulse withstand voltage	8 kV
Power loss in accordance with IEC 60947-7-x	1.31 W	Pollution severity	3

### Classifications

ETIM 8.0	EC000899	ETIM 9.0	EC000899
ETIM 10.0	EC000899	ECLASS 14.0	27-25-01-13
ECLASS 15.0	27-25-01-13		

**Drawings**



## Accessories

### Cross-connections



The distribution or multiplication of a potential to adjoining terminal blocks is realized via a cross-connection. Additional wiring effort can be easily avoided. Even if the poles are broken out, contact reliability in the terminal blocks is still ensured. Our portfolio offers pluggable and screwable cross-connection systems for modular terminal blocks.

### General ordering data

Type	ZQV 4/3 GE	Version
Order No.	<a href="#">1608960000</a>	Accessories, Cross-connector, 32 A
GTIN (EAN)	4008190263232	
Qty.	60 ST	
Type	ZQV 4/5 GE	Version
Order No.	<a href="#">1608980000</a>	Accessories, Cross-connector, 32 A
GTIN (EAN)	4008190263256	
Qty.	20 ST	
Type	ZQV 4/7 GE	Version
Order No.	<a href="#">1609000000</a>	Accessories, Cross-connector, 32 A
GTIN (EAN)	4008190263270	
Qty.	20 ST	
Type	ZQV 4/9 GE	Version
Order No.	<a href="#">1609020000</a>	Accessories, Cross-connector, 32 A
GTIN (EAN)	4008190263294	
Qty.	20 ST	

### End plates and partition plates



Partition plates and end plates are essential accessories for terminal blocks. Partition plates provide optical and electrical separation of different potentials and functional groups, increasing safety and ensuring a clear structure inside the control cabinet. End plates close the terminal block row on the sides, protect against contact with live parts, and ensure a clean, stable finish. Both components are precisely matched to the respective Weidmüller terminal block series, contributing to safe, compliant, and professional wiring.

### General ordering data

Type	PAP PTL/PSI 6/10	Version
Order No.	<a href="#">1165320000</a>	P-series, End plate, dark beige, 2.5 mm
GTIN (EAN)	4032248990658	
Qty.	20 ST	

PSI 6/10

**Weidmüller Interface GmbH & Co. KG**  
 Klingenbergstraße 26  
 D-32758 Detmold  
 Germany

www.weidmueller.com

Accessories

End bracket



Weidmüller's range of products includes end brackets that guarantee a permanent, reliable mounting on the terminal rail and prevent sliding. Versions with and without screws are available. The end brackets include marking options, also for group markers, and also a test plug holder.

General ordering data

Type	ZEW 35	Version	
Order No.	<a href="#">954000000</a>	End bracket, dark beige, TS 35, V-2, Wemid, Width: 6 mm, 100 °C	
GTIN (EAN)	4008190956264		
Qty.	20 ST		

Fuse



As accessories for our wide product portfolio of fuse terminal blocks, we also offer the appropriate fuse links. The portfolio includes device protection fuses (miniature fuses) from 5x20 mm up to 10x38 mm, E 14 to E 18 fuse links, as well as automotive fuses and automatic circuit breakers. Gauge rings for the fuse holders round off the overall portfolio.

General ordering data

Type	G 20/0.25A/F	Version	
Order No.	<a href="#">043050000</a>	Miniature fuse, quick-acting, 0.25 A, G-Si. 5 x 20	
GTIN (EAN)	4008190153991		
Qty.	10 ST		
Type	G 20/0.50A/F	Version	
Order No.	<a href="#">043060000</a>	Miniature fuse, quick-acting, 0.5 A, G-Si. 5 x 20	
GTIN (EAN)	4008190046835		
Qty.	10 ST		
Type	G 20/1.00A/F	Version	
Order No.	<a href="#">043070000</a>	Miniature fuse, quick-acting, 1 A, G-Si. 5 x 20	
GTIN (EAN)	4008190093877		
Qty.	10 ST		
Type	G 20/2.00A/F	Version	
Order No.	<a href="#">043090000</a>	Miniature fuse, quick-acting, 2 A, G-Si. 5 x 20	
GTIN (EAN)	4008190123567		
Qty.	10 ST		


## PSI 6/10

**Weidmüller Interface GmbH & Co. KG**  
 Klingenbergstraße 26  
 D-32758 Detmold  
 Germany

## Accessories

www.weidmueller.com

## Blank



WS markers are the perfect match for the W-series connectors. Thanks to their system compatibility, the WS tags can also be used with the I-series and the Z-series. The large marking surfaces do not only permit long character strings but also multi-line text. WS markers are ideal for labels with long, customised character strings. Thanks to the proven MultiCard format, printing with PrintJet CONNECT oder/or Plotter is possible.

- Can be fitted in strips or individually
- Markers in proven MultiCard format

For custom printing: Please send us a file of our labeling software M-Print PRO or M-Print PRO Online (without installation) for your labeling specifications.

## General ordering data

Type	WS 10/8 PLUS MC NE WS	Version
Order No.	<a href="#">1905950000</a>	WS, Terminal marker, 10 x 8 mm, Pitch in mm (P): 8.00 Weidmueller,
GTIN (EAN)	4032248528103	white
Qty.	420 ST	

## Marker holder



The marker holder offer the possibility of additional mounting of standard markers with a pitch of 5 or 5.1 mm. The angled holders can be optionally snapped together and could be mounted in all standard marking channels of the Klippon® Connect modular terminal blocks. Fitting marker types could be found under the respective accessories of the designation marking holder.

## General ordering data

Type	BZT 1 WS 10/5	Version
Order No.	<a href="#">1805490000</a>	Accessories, Marker holder
GTIN (EAN)	4032248270231	
Qty.	100 ST	
Type	BZT 1 ZA WS 10/5	Version
Order No.	<a href="#">1805520000</a>	Accessories, Marker holder
GTIN (EAN)	4032248270248	
Qty.	100 ST	

## PSI 6/10

Weidmüller Interface GmbH &amp; Co. KG

Klingenbergstraße 26


D-32758 Detmold

Germany

www.weidmueller.com

## Accessories

## End bracket



Weidmüller's range of products includes end brackets that guarantee a permanent, reliable mounting on the terminal rail and prevent sliding. Versions with and without screws are available. The end brackets include marking options, also for group markers, and also a test plug holder.

## General ordering data

Type	ZST 1	Version	
Order No.	<a href="#">1269070000</a>	Accessories, Accessories holder	
GTIN (EAN)	4050118094091		
Qty.	25 ST		

## Slotted screwdriver



Slotted screwdriver with rounded blade SD DIN 5265, ISO 2380/2, output to DIN 5264, ISO 2380/1. ChromTop tip, SoftFinish grip

## General ordering data

Type	SDS 1.0X5.5X150	Version	
Order No.	<a href="#">2749380000</a>	Screwdriver, Blade width (B): 5.5 mm, Blade length: 150 mm, Blade thickness (A): 1 mm	
GTIN (EAN)	4050118895605		
Qty.	1 ST		