


## VSSC6TRGDT24VAC/DC10KA

**Weidmüller Interface GmbH & Co. KG**  
 Klingenbergstraße 26  
 D-32758 Detmold  
 Germany

[www.weidmueller.com](http://www.weidmueller.com)



Surge protection with individual components  
 With gas-discharge tubes in terminal design  
 Gas-discharge tubes / sparkover gaps (GDT) are designed with a terminal shape. They are approved for a maximum DC voltage, which is printed on the component. Any voltage greater than the amount specified is safely discharged within about 10-100 $\mu$ s. Gas arresters can be used for high-power applications.

### General ordering data

Version	Surge protection for instrumentation and control, Surge protection for measurement and control
Order No.	<a href="#">1064870000</a>
Type	VSSC6TRGDT24VAC/DC10KA
GTIN (EAN)	403224883012 1
Qty.	10 items

## VSSC6TRGDT24VAC/DC10KA

Weidmüller Interface GmbH & Co. KG  
Klingenbergstraße 26  
D-32758 Detmold  
Germany

www.weidmueller.com

## Technical data

## Approvals

Approvals



ROHS Conform

## Dimensions and weights

Depth	81 mm	Depth (inches)	3.189 inch
Height	88.5 mm	Height (inches)	3.4842 inch
Width	6.2 mm	Width (inches)	0.2441 inch
Net weight	43.6 g		

## Temperatures

Storage temperature	-40 °C...80 °C	Operating temperature	-40 °C...80
Humidity	5...96 %		

## Probability of failure

SIL in compliance with IEC 61508	3	MTTF	114 16 a
SFF	100 %	λges	10
PFH in 1*10 <sup>-9</sup> per hour	0		

## Environmental Product Compliance

RoHS Compliance Status	Compliant without exemption
REACH SVHC	No SVHC above 0.1 wt%

## Rated data UL

UL certificate	UL Zertifikat - PDF/ E311081VOL1SEC3.pdf (application/pdf)
----------------	--

## CSA protection data

Gas group D	IIA	Gas groups A, B	IIC
Input-current, max. I <sub>I</sub>	12 A	Gas group C	IIB
Internal inductance, max. L <sub>I</sub>	0 μH	Internal capacity, max. C <sub>I</sub>	0 nF
Input voltage, max. U <sub>i</sub>	42 V		

## General data

Optical function display	No	Segment	Measurement - Monitoring - Setting
Version	Surge protection for measurement and control	Design	Terminal
UL 94 flammability rating	V-0	Colour	black
Protection degree	IP20	Mounting rail	TS 35
Isolating function	Yes	Testing option	Functional screw with test plug receptacle, connections 1, 2, 4, 5

## VSSC6TRGDT24VAC/DC10KA

**Weidmüller Interface GmbH & Co. KG**

 Klingenbergstraße 26  
 D-32758 Detmold  
 Germany

[www.weidmueller.com](http://www.weidmueller.com)

## Technical data

### Insulation coordination acc. to EN 50178

Surge voltage category	III	Pollution severity	2
------------------------	-----	--------------------	---

### Rated data IEC / EN

Number of poles	1	Rated voltage (AC)	24 V
Rated voltage (DC)	34 V	Rated current I <sub>N</sub>	12 A
Voltage type	AC/DC	Volume resistance	<0.1 Ω
Capacitance	1.5 nF	Standards	IEC 61643-21
Lightning test current I <sub>imp</sub> (10/350 μs)	1 kA	Discharge current, max. (8/20 μs)	20 kA
Requirements category acc. to IEC 61643-21	C2, C3, D1	Max. continuous voltage, U <sub>c</sub> (AC)	30 V
Max. continuous voltage, U <sub>c</sub> (DC)	42 V	Surge current-carrying capacity D1	1 kA 10/350 μs
Surge current-carrying capacity C3	50 A 10/1000 μs	Lightning test current, I <sub>imp</sub> (10/350 μs) Wire-PE	1 kA
Overload - failure mode	Modus 2	Rated load current I <sub>L</sub>	12 A
Discharge current I <sub>n</sub> (8/20 μs) wire-PE	0.5 kA	Discharge current I <sub>max</sub> (8/20 μs) wire-PE	10 kA
Surge current-carrying capacity C2	2.5 kA 8/20 μs 5 kV 1.2/50 μs		

### Further details of approvals

GOST certificate	GOST-Zertifikat - PDF/7950_n1-n4.pdf (application/pdf)
------------------	--

### Connection data

Stripping length	10 mm	Type of connection	Screw connection
Tightening torque, min.	0.5 Nm	Tightening torque, max.	0.8 Nm
Clamping range, min.	0.5 mm <sup>2</sup>	Clamping range, max.	4 mm <sup>2</sup>
Wire cross-section, solid, min.	0.5 mm <sup>2</sup>	Wire cross-section, solid, max.	6 mm <sup>2</sup>
Conductor cross-section, flexible, AEH (DIN 46228-1), min.	0.5 mm <sup>2</sup>	Conductor cross-section, flexible, AEH (DIN 46228-1), max.	4 mm <sup>2</sup>
Connection cross-section, stranded, min.	0.5 mm <sup>2</sup>	Connection cross-section, stranded, max.	4 mm <sup>2</sup>

### Electrical data

Voltage type	AC/DC
--------------	-------

### General data

Number of poles	1	Protection degree	IP20
Colour	black		

### Ratings IECEx/ATEX/cUL

cUL certificate	cUL Certificate - pdf/ VSSC.PDF (application/pdf)
-----------------	---

### Important note

Product information	Mode 2: State where the voltage-limiting part of the SPD was short-circuited due to a very low impedance within the SPD. The line is inoperable, but the measuring equipment is still protected by means of a short-circuit.
---------------------	--

**VSSC6TRGDT24VAC/DC10KA**

**Weidmüller Interface GmbH & Co. KG**  
Klingenbergstraße 26  
D-32758 Detmold  
Germany

[www.weidmueller.com](http://www.weidmueller.com)

**Technical data**

**Classifications**


ETIM 8.0	EC000943	ETIM 9.0	EC000943
ETIM 10.0	EC000943	ECLASS 14.0	27-17-15-01
ECLASS 15.0	27-17-15-01		

**VSSC6TRGDT24VAC/DC10KA**

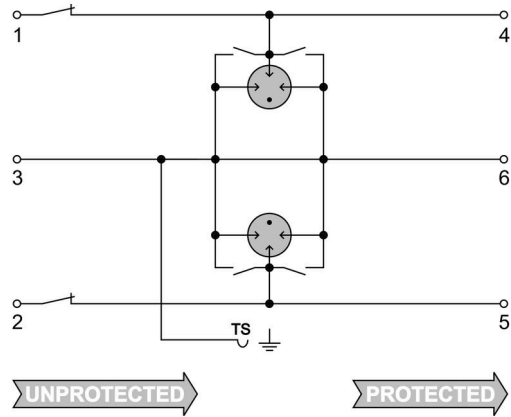
**Weidmüller Interface GmbH & Co. KG**  
Klingenbergstraße 26  
D-32758 Detmold  
Germany

www.weidmueller.com

Drawings



Similar to illustration



Circuit diagram



## VSSC6TRGDT24VAC/DC10KA

**Weidmüller Interface GmbH & Co. KG**  
 Klingenbergstraße 26  
 D-32758 Detmold  
 Germany

www.weidmueller.com

## Accessories

### Accessories (end plates)



End plates (AP) for the VSSC product series in light blue and black

### General ordering data

Type	AP VSSC6	Version	
Order No.	<a href="#">1063110000</a>	VSSC, End plate	
GTIN (EAN)	4032248947553		
Qty.	50 ST		

### Testadapter and testsockets



Test adapters and test plugs are used for the electrical connection between terminal blocks and the test equipment. In this way, an electrical contact can be established in the wired state and measurements can be done easily.

### General ordering data

Type	PS 2.3 RT	Version	
Order No.	<a href="#">0180400000</a>	Test adapter (terminal), 230 V, 20 mA	
GTIN (EAN)	4008190060121		
Qty.	20 ST		

### Blank



The Dekafix (DEK) marker is the universal marker for all conductor and plug-in connectors as well as for electronic sub-assemblies. The system is ideal for short number sequences and covers a wide range of ready-printed markers.

Strips for fast installation in only one work step. The printing is easy to read, rich in contrast and available in various widths.

- Large range of ready-to-use markers
  - Strips for fast installation
  - Terminal markers, suitable for all Weidmüller cable connectors
  - Available as blank MultiCard or with standard printing
- For custom printing: Please send us a file of our labeling software M-Print PRO or M-Print PRO Online (without installation) for your labeling specifications.

## VSSC6TRGDT24VAC/DC10KA

**Weidmüller Interface GmbH & Co. KG**  
 Klingenbergstraße 26  
 D-32758 Detmold  
 Germany

[www.weidmueller.com](http://www.weidmueller.com)

## Accessories

### General ordering data

Type	DEK 5/5 MC NE WS	Version	
Order No.	<a href="#">1609801044</a>	Dekafix, Terminal marker, 5 x 5 mm, Pitch in mm (P): 5.00	
GTIN (EAN)	4008190397111	Weidmueller, white	
Qty.	1000 ST		

### SnapMark



SnapMark - this tag carrier has been developed specifically for the I-series double-level terminal IDK 1.5N. The flexible pivot mechanism allows cross-connections to be easily installed or removed. It can hold four DEK 5 labelling tags or two WS 10/5 Middle connector markers.

### General ordering data

Type	SNAPMARK I	Version	
Order No.	<a href="#">1805880000</a>	Group markers, Terminal marker, 23 x 5 mm, Pitch in mm (P): 5.00	
GTIN (EAN)	4032248273614	Weidmueller, white	
Qty.	50 ST		