


VSSC6 TRLDMOV 24VAC/DC**Weidmüller Interface GmbH & Co. KG**

Klingenbergstraße 26

D-32758 Detmold

Germany

www.weidmueller.com



Overvoltage protection with individual components with varistors in terminal design

The metal-oxide varistors can be used in terminal design. They are approved for a maximum sine-wave-form power-frequency operating voltage, which is printed on the component. Any voltages greater than the permitted maximum are discharged safely within 25 ns. Varistors are used for medium to high power.

General ordering data

Version	Surge protection for instrumentation and control, Surge protection for measurement and control
Order No.	1064810000
Type	VSSC6 TRLDMOV 24VAC/DC
GTIN (EAN)	4032248830060
Qty.	8 items

VSSC6 TRLDMOV 24VAC/DC

Weidmüller Interface GmbH & Co. KG
 Klingenbergstraße 26
 D-32758 Detmold
 Germany

www.weidmueller.com

Technical data

Approvals

Approvals



ROHS	Conform
UL File Number Search	UL Website
Certificate No. (UL)	E311081

Dimensions and weights

Depth	81 mm	Depth (inches)	3.189 inch
Height	88.5 mm	Height (inches)	3.4842 inch
Width	6.2 mm	Width (inches)	0.2441 inch
Net weight	53.12 g		

Temperatures

Storage temperature	-40 °C...80 °C	Operating temperature	-40 °C...70 °C
Humidity	5...96 %		

Probability of failure

SIL in compliance with IEC 61508	3	MTTF	3085 a
SFF	97.57 %	λges	37
PFH in 1*10 ⁻⁹ per hour	0.9		

Environmental Product Compliance

RoHS Compliance Status	Compliant with exemption
RoHS Exemption (if applicable/known)	7cl
REACH SVHC	No SVHC above 0.1 wt%

Rated data UL

Certificate No. (UL)	E311081	UL certificate	UL Zertifikat - PDF/ E311081VOL1SEC3.pdf (application/pdf)
----------------------	---------	----------------	--

CSA protection data

Gas group D	IIA	Gas groups A, B	IIC
Input-current, max. Ii	12 A	Gas group C	IIB
Internal inductance, max. Li	0 µH	Internal capacity, max. Ci	10 nF
Input voltage, max. Ui	42 V		

General data

Optical function display	Yes	Segment	Measurement - Monitoring - Setting
Version	Surge protection for measurement and control	Design	Terminal
UL 94 flammability rating	V-0	Colour	black
Protection degree	IP20	Mounting rail	TS 35

VSSC6 TRLDMOV 24VAC/DC

Weidmüller Interface GmbH & Co. KG
Klingenbergstraße 26
D-32758 Detmold
Germany

www.weidmueller.com

Technical data

Isolating function	Yes	Testing option	Functional screw with test plug receptacle, connections 1, 2, 4, 5
--------------------	-----	----------------	--

Insulation coordination acc. to EN 50178

Surge voltage category	III	Pollution severity	2
------------------------	-----	--------------------	---

Rated data IEC / EN

Number of poles	1	Rated voltage (AC)	24 V
Rated voltage (DC)	34 V	Rated current I _N	12 A
Voltage type	AC/DC	Volume resistance	<0.1 Ω
Capacitance	4.6 nF	Standards	IEC 61643-21
Discharge current, max. (8/20 μs)	2 kA	Requirements category acc. to IEC 61643-21	C1
Insertion loss	≤ 1.0 dB	Max. continuous voltage, U _c (AC)	30 V
Max. continuous voltage, U _c (DC)	42 V	Surge current-carrying capacity C1	0.25 kA 8/20 μs 0.5 kV 1.2/50 μs
Overload - failure mode	Mode 1	Discharge current I _{max} (8/20 μs) wire-PE1	kA
Surge current-carrying capacity C2	1.5 kA 8/20 μs		

Further details of approvals

GOST certificate	GOST-Zertifikat - PDF/7950_n1-n4.pdf (application/pdf)
------------------	--

Connection data

Stripping length	10 mm	Type of connection	Screw connection
Tightening torque, min.	0.5 Nm	Tightening torque, max.	0.8 Nm
Clamping range, min.	0.5 mm ²	Clamping range, max.	4 mm ²
Wire cross-section, solid, min.	0.5 mm ²	Wire cross-section, solid, max.	6 mm ²
Conductor cross-section, flexible, AEH (DIN 46228-1), min.	0.5 mm ²	Conductor cross-section, flexible, AEH (DIN 46228-1), max.	4 mm ²
Connection cross-section, stranded, min.	0.5 mm ²	Connection cross-section, stranded, max.	4 mm ²

Electrical data

Voltage type	AC/DC
--------------	-------

General data

Number of poles	1	Protection degree	IP20
Colour	black		

Important note

Product information	Mode 1: State where the voltage-limiting part of the SPD was disconnected. The voltage limiting function is no longer available, but the cable is still functional.
---------------------	---

Classifications


ETIM 8.0	EC000943	ETIM 9.0	EC000943
ETIM 10.0	EC000943	ECLASS 14.0	27-17-15-01
ECLASS 15.0	27-17-15-01		

VSSC6 TRLDMOV 24VAC/DC

Weidmüller Interface GmbH & Co. KG
Klingenbergstraße 26
D-32758 Detmold
Germany

www.weidmueller.com

Drawings



Similar to illustration



Circuit diagram



VSSC6 TRLDMOV 24VAC/DC

Weidmüller Interface GmbH & Co. KG
 Klingenbergstraße 26
 D-32758 Detmold
 Germany

www.weidmueller.com

Accessories

Accessories (end plates)



End plates (AP) for the VSSC product series in light blue and black

General ordering data

Type	AP VSSC6	Version	
Order No.	1063110000	VSSC, End plate	
GTIN (EAN)	4032248947553		
Qty.	50 ST		

Testadapter and testsockets



Test adapters and test plugs are used for the electrical connection between terminal blocks and the test equipment. In this way, an electrical contact can be established in the wired state and measurements can be done easily.

General ordering data

Type	PS 2.3 RT	Version	
Order No.	0180400000	Test adapter (terminal), 230 V, 20 mA	
GTIN (EAN)	4008190060121		
Qty.	20 ST		

Blank



The Dekafix (DEK) marker is the universal marker for all conductor and plug-in connectors as well as for electronic sub-assemblies. The system is ideal for short number sequences and covers a wide range of ready-printed markers.

Strips for fast installation in only one work step. The printing is easy to read, rich in contrast and available in various widths.

- Large range of ready-to-use markers
 - Strips for fast installation
 - Terminal markers, suitable for all Weidmüller cable connectors
 - Available as blank MultiCard or with standard printing
- For custom printing: Please send us a file of our labeling software M-Print PRO or M-Print PRO Online (without installation) for your labeling specifications.

VSSC6 TRLDMOV 24VAC/DC

Weidmüller Interface GmbH & Co. KG
 Klingenbergstraße 26
 D-32758 Detmold
 Germany


www.weidmueller.com

Accessories

General ordering data

Type	DEK 5/5 MC NE WS	Version	
Order No.	1609801044	Dekafix, Terminal marker, 5 x 5 mm, Pitch in mm (P): 5.00	
GTIN (EAN)	4008190397111	Weidmueller, white	
Qty.	1000 ST		

SnapMark



SnapMark - this tag carrier has been developed specifically for the I-series double-level terminal IDK 1.5N. The flexible pivot mechanism allows cross-connections to be easily installed or removed. It can hold four DEK 5 labelling tags or two WS 10/5 Middle connector markers.

General ordering data

Type	SNAPMARK I	Version	
Order No.	1805880000	Group markers, Terminal marker, 23 x 5 mm, Pitch in mm (P): 5.00	
GTIN (EAN)	4032248273614	Weidmueller, white	
Qty.	50 ST		