


VSSC6 TAZ 12VDC**Weidmüller Interface GmbH & Co. KG**

Klingenbergstraße 26

D-32758 Detmold

Germany

www.weidmueller.com

**Surge protection with individual components****• With suppressor diodes**

Suppressor diodes work similarly as conventional Zener diodes. The diode becomes conductive within 10– 100ps after a certain breakdown voltage, set by the manufacturer, is exceeded. Compared to Zener diodes, suppressor diodes have a higher current-carrying capacity and a shorter reaction time.

General ordering data

Version	Surge protection for instrumentation and control, Surge protection for measurement and control
Order No.	1064730000
Type	VSSC6 TAZ 12VDC
GTIN (EAN)	4032248830015
Qty.	10 items

VSSC6 TAZ 12VDC

Weidmüller Interface GmbH & Co. KG

Klingenbergstraße 26

D-32758 Detmold

Germany

www.weidmueller.com

Technical data

Approvals

Approvals



ROHS Conform

UL File Number Search [UL Website](#)

Certificate No. (UL) E311081

Dimensions and weights

Depth	81 mm	Depth (inches)	3.189 inch
Height	88.5 mm	Height (inches)	3.4842 inch
Width	6.2 mm	Width (inches)	0.2441 inch
Net weight	41.2 g		

Temperatures

Storage temperature	-40 °C...80 °C	Operating temperature	-40 °C...70
Humidity	5...96 %		

Probability of failure

SIL in compliance with IEC 61508	3	MTTF	3567 a
SFF	100 %	λges	32
PFH in 1*10 ⁻⁹ per hour	0		

Environmental Product Compliance

RoHS Compliance Status	Compliant with exemption
RoHS Exemption (if applicable/known)	7a, 7cl
REACH SVHC	Lead 7439-92-1
SCIP	71e97bb7-979f-4330-94c0-20c629bb05e3

Rated data UL

Certificate No. (UL)	E311081	UL certificate	UL Zertifikat - PDF/ E311081VOL1SEC3.pdf (application/pdf)
----------------------	---------	----------------	--

CSA protection data

Gas group D	IIA	Gas groups A, B	IIC
Input-current, max. I _I	12 A	Gas group C	IIB
Internal inductance, max. L _I	0 μH	Internal capacity, max. C _I	2 nF
Input voltage, max. U _i	15 V		

General data

Optical function display	No	Segment	Measurement - Monitoring - Setting
Version	Surge protection for measurement and control	Design	Terminal
UL 94 flammability rating	V-0	Colour	black
Protection degree	IP20	Mounting rail	TS 35
Isolating function	No		

VSSC6 TAZ 12VDC

Weidmüller Interface GmbH & Co. KG

Klingenbergstraße 26

D-32758 Detmold

Germany

www.weidmueller.com

Technical data

Insulation coordination acc. to EN 50178

Surge voltage category	III	Pollution severity	2
------------------------	-----	--------------------	---

Rated data IEC / EN

Number of poles	1	Rated voltage (DC)	12 V
Rated current I _N	12 A	Voltage type	DC
Volume resistance	<0.1 Ω	Capacitance	4.9 pF
Standards	According to IEC61643-21	Discharge current, max. (8/20 μs)	1 kA
Requirements category acc. to IEC 61643-21	C3	Max. continuous voltage, U _c (DC)	15 V
Surge current-carrying capacity C3	50 A 10/1000 μs	Overload - failure mode	Mode 1
Rated load current I _L	12 A	Discharge current I _{max} (8/20μs) wire-PE	0.5 kA

Further details of approvals

GOST certificate	GOST-Zertifikat - PDF/7950_n1-n4.pdf (application/pdf)
------------------	--

Connection data

Stripping length	10 mm	Type of connection	Screw connection
Tightening torque, min.	0.5 Nm	Tightening torque, max.	0.8 Nm
Clamping range, min.	0.5 mm ²	Clamping range, max.	4 mm ²
Wire cross-section, solid, min.	0.5 mm ²	Wire cross-section, solid, max.	6 mm ²
Conductor cross-section, flexible, AEH (DIN 46228-1), min.	0.5 mm ²	Conductor cross-section, flexible, AEH (DIN 46228-1), max.	4 mm ²
Connection cross-section, stranded, min.	0.5 mm ²	Connection cross-section, stranded, max.	4 mm ²

Electrical data

Voltage type	DC
--------------	----

General data

Number of poles	1	Protection degree	IP20
Colour	black		

Ratings IECEx/ATEX/cUL

cUL certificate	cUL Certificate - pdf/ VSSC.PDF (application/pdf)
-----------------	---

Important note

Product information	Mode 1: State where the voltage-limiting part of the SPD was disconnected. The voltage limiting function is no longer available, but the cable is still functional.
---------------------	---

Classifications


ETIM 8.0	EC000943	ETIM 9.0	EC000943
ETIM 10.0	EC000943	ECLASS 14.0	27-17-15-01
ECLASS 15.0	27-17-15-01		

VSSC6 TAZ 12VDC

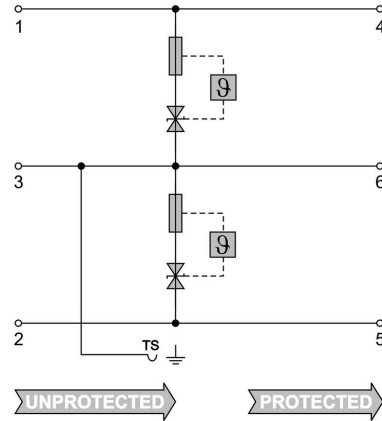
Weidmüller Interface GmbH & Co. KG
Klingenbergstraße 26
D-32758 Detmold
Germany

www.weidmueller.com

Drawings



Similar to illustration



Circuit diagram

