


## VSSC6 MOV 120VAC/DC

**Weidmüller Interface GmbH & Co. KG**  
 Klingenbergstraße 26  
 D-32758 Detmold  
 Germany

[www.weidmueller.com](http://www.weidmueller.com)



Similar to illustration

Overvoltage protection with individual components with varistors in terminal design

The metal-oxide varistors can be used in terminal design. They are approved for a maximum sine-wave-form power-frequency operating voltage, which is printed on the component. Any voltages greater than the permitted maximum are discharged safely within 25 ns. Varistors are used for medium to high power.

### General ordering data

Version	Surge protection for instrumentation and control, Surge protection for measurement and control
Order No.	<a href="#">1064610000</a>
Type	VSSC6 MOV 120VAC/DC
GTIN (EAN)	4032248829927
Qty.	5 items

## VSSC6 MOV 120VAC/DC

**Weidmüller Interface GmbH & Co. KG**

Klingenbergstraße 26  
D-32758 Detmold  
Germany

www.weidmueller.com

## Technical data

### Approvals

Approvals



ROHS Conform

UL File Number Search [UL Website](#)

Certificate No. (UL) E311081

### Dimensions and weights

Depth	81 mm	Depth (inches)	3.189 inch
Height	88.5 mm	Height (inches)	3.4842 inch
Width	6.2 mm	Width (inches)	0.2441 inch
Net weight	57.8 g		

### Temperatures

Storage temperature	-40 °C...80 °C	Operating temperature	-40 °C...70
Humidity	5...96 %		

### Probability of failure

SIL in compliance with IEC 61508	3	MTTF	4391 a
SFF	100 %	λges	26
PFH in 1*10 <sup>-9</sup> per hour	0		

### Environmental Product Compliance

RoHS Compliance Status	Compliant without exemption
REACH SVHC	No SVHC above 0.1 wt%

### Rated data UL

Certificate No. (UL)	E311081	UL certificate	UL Zertifikat - PDF/ E311081VOL1SEC3.pdf (application/pdf)
----------------------	---------	----------------	--

### CSA protection data

Gas group D	IIA	Gas groups A, B	IIC
Input-current, max. II	12 A	Gas group C	IIB
Internal inductance, max. LI	0 μH	Internal capacity, max. CI	2 nF
Input voltage, max. Ui	212 V		

### General data

Optical function display	No	Segment	Measurement - Monitoring - Setting
Version	Surge protection for measurement and control	Design	Terminal
UL 94 flammability rating	V-0	Colour	black
Protection degree	IP20	Mounting rail	TS 35
Isolating function	No		

## VSSC6 MOV 120VAC/DC

**Weidmüller Interface GmbH & Co. KG**  
 Klingenbergstraße 26  
 D-32758 Detmold  
 Germany

www.weidmueller.com

## Technical data

### Insulation coordination acc. to EN 50178

Surge voltage category	III	Pollution severity	2
------------------------	-----	--------------------	---

### Rated data IEC / EN

Number of poles	1	Rated voltage (AC)	120 V
Rated voltage (DC)	170 V	Rated current I <sub>N</sub>	12 A
Voltage type	AC/DC	Volume resistance	<0.1 Ω
Capacitance	283 pF	Standards	According to IEC61643-21
Discharge current, max. (8/20 μs)	12 kA	Requirements category acc. to IEC 61643-21	C1, C2
Insertion loss	≤ 0.5 dB	Max. continuous voltage, U <sub>c</sub> (AC)	150 V
Max. continuous voltage, U <sub>c</sub> (DC)	212 V	Surge current-carrying capacity C1	0.5 kA 8/20 μs 1 kV 1.2/50 μs
Overload - failure mode	Mode 1	Rated load current I <sub>L</sub>	12 A
Discharge current I <sub>n</sub> (8/20 μs) wire-PE	0.5 kA	Discharge current I <sub>max</sub> (8/20 μs) wire-PE	6 kA
Surge current-carrying capacity C2	1.5 kA 8/20 μs		

### Further details of approvals

GOST certificate	GOST-Zertifikat - PDF/7950_n1-n4.pdf (application/pdf)
------------------	--

### Connection data

Stripping length	10 mm	Type of connection	Screw connection
Tightening torque, min.	0.5 Nm	Tightening torque, max.	0.8 Nm
Clamping range, min.	0.5 mm <sup>2</sup>	Clamping range, max.	4 mm <sup>2</sup>
Wire cross-section, solid, min.	0.5 mm <sup>2</sup>	Wire cross-section, solid, max.	6 mm <sup>2</sup>
Conductor cross-section, flexible, AEH (DIN 46228-1), min.	0.5 mm <sup>2</sup>	Conductor cross-section, flexible, AEH (DIN 46228-1), max.	4 mm <sup>2</sup>
Connection cross-section, stranded, min.	0.5 mm <sup>2</sup>	Connection cross-section, stranded, max.	4 mm <sup>2</sup>

### Electrical data

Voltage type	AC/DC
--------------	-------

### General data

Number of poles	1	Protection degree	IP20
Colour	black		

### Important note

Product information	Mode 1: State where the voltage-limiting part of the SPD was disconnected. The voltage limiting function is no longer available, but the cable is still functional.
---------------------	---

### Classifications

ETIM 8.0	EC000943	ETIM 9.0	EC000943
ETIM 10.0	EC000943	ECLASS 14.0	27-17-15-01
ECLASS 15.0	27-17-15-01		




**VSSC6 MOV 120VAC/DC**

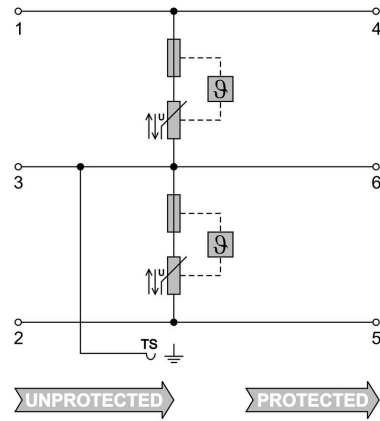
**Weidmüller Interface GmbH & Co. KG**  
Klingenbergstraße 26  
D-32758 Detmold  
Germany

[www.weidmueller.com](http://www.weidmueller.com)

Drawings



Similar to illustration



Circuit diagram



## VSSC6 MOV 120VAC/DC

**Weidmüller Interface GmbH & Co. KG**  
Klingenbergstraße 26  
D-32758 Detmold  
Germany

[www.weidmueller.com](http://www.weidmueller.com)

## Accessories

### Accessories (end plates)



End plates (AP) for the VSSC product series in light blue and black

### General ordering data

Type	AP VSSC6	Version	
Order No.	<a href="#">1063110000</a>	VSSC, End plate	
GTIN (EAN)	4032248947553		
Qty.	50 ST		

### Blank



The Dekafix (DEK) marker is the universal marker for all conductor and plug-in connectors as well as for electronic sub-assemblies. The system is ideal for short number sequences and covers a wide range of ready-printed markers.

Strips for fast installation in only one work step. The printing is easy to read, rich in contrast and available in various widths.

- Large range of ready-to-use markers
  - Strips for fast installation
  - Terminal markers, suitable for all Weidmüller cable connectors
  - Available as blank MultiCard or with standard printing
- For custom printing: Please send us a file of our labeling software M-Print PRO or M-Print PRO Online (without installation) for your labeling specifications.

### General ordering data

Type	DEK 5/5 MC NE WS	Version	
Order No.	<a href="#">1609801044</a>	Dekafix, Terminal marker, 5 x 5 mm, Pitch in mm (P): 5.00	
GTIN (EAN)	4008190397111	Weidmueller, white	
Qty.	1000 ST		

### SnapMark



SnapMark - this tag carrier has been developed specifically for the I-series double-level terminal IDK 1.5N. The flexible pivot mechanism allows cross-connections to be easily installed or removed. It can hold four DEK 5 labelling tags or two WS 10/5 Middle connector markers.

## VSSC6 MOV 120VAC/DC

**Weidmüller Interface GmbH & Co. KG**  
Klingenbergstraße 26  
D-32758 Detmold  
Germany

[www.weidmueller.com](http://www.weidmueller.com)

## Accessories

### General ordering data

Type	SNAPMARK I	Version	
Order No.	<a href="#">1805880000</a>	Group markers, Terminal marker, 23 x 5 mm, Pitch in mm (P): 5.00	
GTIN (EAN)	4032248273614	Weidmueller, white	
Qty.	50 ST		