


**VSSC6 MOV 24VAC/DC****Weidmüller Interface GmbH & Co. KG**

Klingenbergstraße 26

D-32758 Detmold

Germany

[www.weidmueller.com](http://www.weidmueller.com)

Overvoltage protection with individual components with varistors in terminal design

The metal-oxide varistors can be used in terminal design. They are approved for a maximum sine-wave-form power-frequency operating voltage, which is printed on the component. Any voltages greater than the permitted maximum are discharged safely within 25 ns. Varistors are used for medium to high power.

**General ordering data**

Version	Surge protection for instrumentation and control, Surge protection for measurement and control
Order No.	<a href="#">1064540000</a>
Type	VSSC6 MOV 24VAC/DC
GTIN (EAN)	4032248829873
Qty.	8 items

## VSSC6 MOV 24VAC/DC

Weidmüller Interface GmbH &amp; Co. KG

Klingenbergstraße 26

D-32758 Detmold

Germany

www.weidmueller.com

## Technical data

## Approvals

Approvals



ROHS Conform

UL File Number Search [UL Website](#)

Certificate No. (UL) E311081

## Dimensions and weights

Depth	81 mm	Depth (inches)	3.189 inch
Height	88.5 mm	Height (inches)	3.4842 inch
Width	6.2 mm	Width (inches)	0.2441 inch
Net weight	44.66 g		

## Temperatures

Storage temperature	-40 °C...80 °C	Operating temperature	-40 °C...70 °C
Humidity	5...96 %		

## Probability of failure

SIL in compliance with IEC 61508	3	MTTF	4391 a
SFF	100 %	λges	26
PFH in 1*10 <sup>-9</sup> per hour	0		

## Environmental Product Compliance

RoHS Compliance Status	Compliant without exemption
REACH SVHC	No SVHC above 0.1 wt%

## Rated data UL

Certificate No. (UL)	E311081	UL certificate	UL Zertifikat - PDF/ E311081VOL1SEC3.pdf (application/pdf)
----------------------	---------	----------------	--

## CSA protection data

Gas group D	IIA	Gas groups A, B	IIC
Input-current, max. II	12 A	Gas group C	IIB
Internal inductance, max. LI	0 µH	Internal capacity, max. CI	10 nF
Input voltage, max. Ui	42 V		

## General data

Optical function display	No	Segment	Measurement - Monitoring - Setting
Version	Surge protection for measurement and control	Design	Terminal
UL 94 flammability rating	V-0	Colour	black
Protection degree	IP20	Mounting rail	TS 35
Isolating function	No		

## VSSC6 MOV 24VAC/DC

Weidmüller Interface GmbH &amp; Co. KG

Klingenbergstraße 26

D-32758 Detmold

Germany

www.weidmueller.com

## Technical data

## Insulation coordination acc. to EN 50178

Surge voltage category	III	Pollution severity	2
------------------------	-----	--------------------	---

## Rated data IEC / EN

Number of poles	1	Rated voltage (AC)	24 V
Rated voltage (DC)	34 V	Rated current I <sub>N</sub>	12 A
Voltage type	AC/DC	Volume resistance	<0.1 Ω
Capacitance	4.6 nF	Standards	According to IEC61643-21
Discharge current, max. (8/20 μs)	2 kA	Requirements category acc. to IEC 61643-21	C1
Insertion loss	≤ 1.0 dB	Max. continuous voltage, U <sub>c</sub> (AC)	30 V
Max. continuous voltage, U <sub>c</sub> (DC)	42 V	Surge current-carrying capacity C1	0.25 kA 8/20 μs 0.5 kV 1.2/50 μs
Overload - failure mode	Mode 1	Rated load current I <sub>L</sub>	12 A
Discharge current I <sub>n</sub> (8/20 μs) wire-PE	0.5 kA	Discharge current I <sub>max</sub> (8/20 μs) wire-PE	1 kA

## Further details of approvals

GOST certificate	GOST-Zertifikat - PDF/7950_n1-n4.pdf (application/pdf)
------------------	--

## Connection data

Stripping length	10 mm	Type of connection	Screw connection
Tightening torque, min.	0.5 Nm	Tightening torque, max.	0.8 Nm
Clamping range, min.	0.5 mm <sup>2</sup>	Clamping range, max.	4 mm <sup>2</sup>
Wire cross-section, solid, min.	0.5 mm <sup>2</sup>	Wire cross-section, solid, max.	6 mm <sup>2</sup>
Conductor cross-section, flexible, AEH (DIN 46228-1), min.	0.5 mm <sup>2</sup>	Conductor cross-section, flexible, AEH (DIN 46228-1), max.	4 mm <sup>2</sup>
Connection cross-section, stranded, min.	0.5 mm <sup>2</sup>	Connection cross-section, stranded, max.	4 mm <sup>2</sup>

## Electrical data

Voltage type	AC/DC
--------------	-------

## General data

Number of poles	1	Protection degree	IP20
Colour	black		

## Important note

Product information	Mode 1: State where the voltage-limiting part of the SPD was disconnected. The voltage limiting function is no longer available, but the cable is still functional.
---------------------	---

## Classifications

ETIM 8.0	EC000943	ETIM 9.0	EC000943
ETIM 10.0	EC000943	ECLASS 14.0	27-17-15-01
ECLASS 15.0	27-17-15-01		

## Tender specification sheets

Long specification	Feed-through terminal, 6.2mm wide with varistors	Short specification	Feed-through terminal with varistors (MOV) between
--------------------	--	---------------------	--

### VSSC6 MOV 24VAC/DC

**Weidmüller Interface GmbH & Co. KG**

Klingenbergstraße 26

D-32758 Detmold

Germany


[www.weidmueller.com](http://www.weidmueller.com)

## Technical data

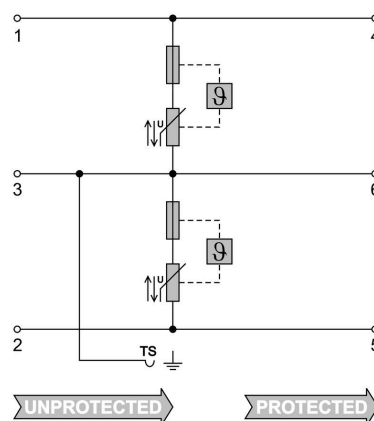
between the two signal lines and the mounting rail potential, TS 35 contact base. A signal with max. 12A can be protected here. When the terminal is fitted, a simultaneous electrically conducting contact is made between the mounting rail (earth) and the reference potential (ground) of the protection circuit in the terminal. Optical identification of the terminal based on the type of protected switching and the voltage level. The terminal can be labelled or marked.

two signal lines and the mounting rail potential, TS 35 contact base. Version: 24 V UC

Drawings



Similar to illustration



Circuit diagram



## VSSC6 MOV 24VAC/DC

**Weidmüller Interface GmbH & Co. KG**

Klingenbergstraße 26

D-32758 Detmold

Germany

[www.weidmueller.com](http://www.weidmueller.com)

## Accessories

### Accessories (end plates)



End plates (AP) for the VSSC product series in light blue and black

### General ordering data

Type	AP VSSC6	Version
Order No.	<a href="#">1063110000</a>	VSSC, End plate
GTIN (EAN)	4032248947553	
Qty.	50 ST	

### Blank



The Dekafix (DEK) marker is the universal marker for all conductor and plug-in connectors as well as for electronic sub-assemblies. The system is ideal for short number sequences and covers a wide range of ready-printed markers.

Strips for fast installation in only one work step. The printing is easy to read, rich in contrast and available in various widths.

- Large range of ready-to-use markers
  - Strips for fast installation
  - Terminal markers, suitable for all Weidmüller cable connectors
  - Available as blank MultiCard or with standard printing
- For custom printing: Please send us a file of our labeling software M-Print PRO or M-Print PRO Online (without installation) for your labeling specifications.

### General ordering data

Type	DEK 5/5 MC NE WS	Version
Order No.	<a href="#">1609801044</a>	Dekafix, Terminal marker, 5 x 5 mm, Pitch in mm (P): 5.00
GTIN (EAN)	4008190397111	Weidmueller, white
Qty.	1000 ST	

### SnapMark



SnapMark - this tag carrier has been developed specifically for the I-series double-level terminal IDK 1.5N. The flexible pivot mechanism allows cross-connections to be easily installed or removed. It can hold four DEK 5 labelling tags or two WS 10/5 Middle connector markers.

**VSSC6 MOV 24VAC/DC****Weidmüller Interface GmbH & Co. KG**

Klingenbergstraße 26

D-32758 Detmold

Germany

[www.weidmueller.com](http://www.weidmueller.com)**Accessories****General ordering data**

Type	SNAPMARK I	Version
Order No.	<a href="#">1805880000</a>	Group markers, Terminal marker, 23 x 5 mm, Pitch in mm (P): 5.00
GTIN (EAN)	4032248273614	Weidmueller, white
Qty.	50 ST	