


VSSC4 RC 24VAC/DC

Weidmüller Interface GmbH & Co. KG
 Klingenbergstraße 26
 D-32758 Detmold
 Germany

www.weidmueller.com



Surge protection with individual components

- With suppressor circuitry / RC circuitry
- Can be used to fix solenoid valves

General ordering data

Version	Surge protection for instrumentation and control, Surge protection for measurement and control
Order No.	1064120000
Type	VSSC4 RC 24VAC/DC
GTIN (EAN)	403224882952 1
Qty.	5 items

VSSC4 RC 24VAC/DC

Weidmüller Interface GmbH & Co. KG
 Klingenbergstraße 26
 D-32758 Detmold
 Germany

www.weidmueller.com

Technical data

Approvals

Approvals



ROHS	Conform
UL File Number Search	UL Website
Certificate No. (UL)	E311081

Dimensions and weights

Depth	58.5 mm	Depth (inches)	2.3031 inch
Height	76 mm	Height (inches)	2.9921 inch
Width	12.4 mm	Width (inches)	0.4882 inch
Net weight	35.2 g		

Temperatures

Storage temperature	-40 °C...80 °C	Operating temperature	-40 °C...70 °C
Humidity	5...96 %		

Probability of failure

SIL in compliance with IEC 61508	3	MTTF	4048 a
SFF	97.16 %	λges	28
PFH in 1*10 ⁻⁹ per hour	80		

Environmental Product Compliance

RoHS Compliance Status	Compliant with exemption
RoHS Exemption (if applicable/known)	7cl
REACH SVHC	No SVHC above 0.1 wt%

Rated data UL

Certificate No. (UL)	E311081	UL certificate	UL Zertifikat - PDF/ E311081VOL1SEC3.pdf (application/pdf)
----------------------	---------	----------------	--

CSA protection data

Gas group D	IIA	Gas groups A, B	IIC
Input-current, max. Ii	16 A	Gas group C	IIB
Internal inductance, max. Li	0 µH	Internal capacity, max. Ci	222 nF
Input voltage, max. Ui	42 V		

General data

Optical function display	No	Segment	Measurement - Monitoring - Setting
Version	Surge protection for measurement and control	Design	Terminal
UL 94 flammability rating	V-0	Colour	black
Protection degree	IP20	Isolating function	No

VSSC4 RC 24VAC/DC

Weidmüller Interface GmbH & Co. KG

Klingenbergstraße 26
D-32758 Detmold
Germany

www.weidmueller.com

Technical data

Insulation coordination acc. to EN 50178

Surge voltage category	III	Pollution severity	2
------------------------	-----	--------------------	---

Rated data IEC / EN

Number of poles	1	Rated voltage (AC)	24 V
Rated voltage (DC)	34 V	Rated current I _N	20 A
Voltage type	AC/DC	Volume resistance	<0.1 Ω
Capacitance	220 nF	Standards	IEC 61643-21
Discharge current, max. (8/20 μs)	1 kA	Requirements category acc. to IEC 61643-21	C1
Max. continuous voltage, U _c (AC)	30 V	Max. continuous voltage, U _c (DC)	42 V
Surge current-carrying capacity C1	0.25 kA 8/20 μs 0.5 kV 1.2/50 μs	Overload - failure mode	Mode 1
Rated load current I _L	20 A		

Further details of approvals

GOST certificate	GOST-Zertifikat - PDF/7950_n1-n4.pdf (application/pdf)
------------------	--

Connection data

Stripping length	10 mm	Type of connection	Screw connection
Tightening torque, min.	0.5 Nm	Tightening torque, max.	0.8 Nm
Clamping range, min.	0.5 mm ²	Clamping range, max.	4 mm ²
Wire cross-section, solid, min.	0.5 mm ²	Wire cross-section, solid, max.	6 mm ²
Conductor cross-section, flexible, AEH (DIN 46228-1), min.	0.5 mm ²	Conductor cross-section, flexible, AEH (DIN 46228-1), max.	4 mm ²
Connection cross-section, stranded, min.	0.5 mm ²	Connection cross-section, stranded, max.	4 mm ²

Electrical data

Voltage type	AC/DC
--------------	-------

General data

Number of poles	1	Protection degree	IP20
Colour	black		

Ratings IECEx/ATEX/cUL

cUL certificate	cUL Certificate - pdf/ VSSC.PDF (application/ pdf)
-----------------	--

Important note

Product information	Mode 1: State where the voltage-limiting part of the SPD was disconnected. The voltage limiting function is no longer available, but the cable is still functional.
---------------------	---

Classifications

ETIM 8.0	EC000943	ETIM 9.0	EC000943
ETIM 10.0	EC000943	ECLASS 14.0	27-17-15-01
ECLASS 15.0	27-17-15-01		

VSSC4 RC 24VAC/DC

Weidmüller Interface GmbH & Co. KG
Klingenbergstraße 26
D-32758 Detmold
Germany

www.weidmueller.com

Technical data

Tender specification sheets


Long specification	Short specification
	<p>Feed-through terminal, 12.4mm wide with a sparkover gap and interference suppressor combination between the signal line connection, TS 35 mounting foot. A signal with max. 20A can be protected here. Optical identification of the terminal based on the type of protected switching and the voltage level. The terminal can be labelled or marked.</p>
Short specification	Feed-through terminal with a sparkover gap and interference suppressor combination between the signal line connection, TS 35 mounting foot. Version: 24 V UC

VSSC4 RC 24VAC/DC

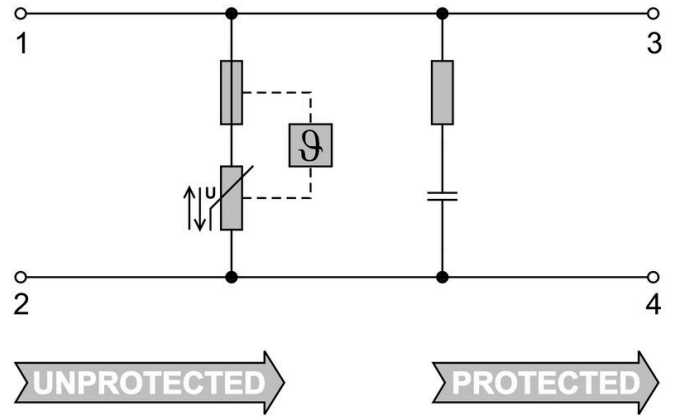
Weidmüller Interface GmbH & Co. KG
Klingenbergstraße 26
D-32758 Detmold
Germany

www.weidmueller.com

Drawings



Similar to illustration



Circuit diagram

