

VSSC4 TAZ 12VDC

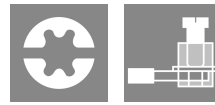

Weidmüller Interface GmbH & Co. KG

Klingenbergstraße 26

D-32758 Detmold

Germany

www.weidmueller.com



Similar to illustration

Surge protection with individual components

- With suppressor diodes

Suppressor diodes work similarly as conventional Zener diodes. The diode becomes conductive within 10–100ps after a certain breakdown voltage, set by the manufacturer, is exceeded. Compared to Zener diodes, suppressor diodes have a higher current-carrying capacity and a shorter reaction time.

General ordering data

Version	Surge protection for instrumentation and control, Surge protection for measurement and control
Order No.	1064070000
Type	VSSC4 TAZ 12VDC
GTIN (EAN)	4032248829484
Qty.	10 items

VSSC4 TAZ 12VDC

Weidmüller Interface GmbH & Co. KG
 Klingenbergstraße 26
 D-32758 Detmold
 Germany

www.weidmueller.com

Technical data

Approvals

Approvals



ROHS	Conform
UL File Number Search	UL Website
Certificate No. (UL)	E311081

Dimensions and weights

Depth	58.5 mm	Depth (inches)	2.3031 inch
Height	76 mm	Height (inches)	2.9921 inch
Width	6.2 mm	Width (inches)	0.2441 inch
Net weight	26 g		

Temperatures

Storage temperature	-40 °C...80 °C	Operating temperature	-40 °C...70 °C
Humidity	5...96 %		

Probability of failure

SIL in compliance with IEC 61508	3	MTTF	3567 a
SFF	100 %	λges	32
PFH in 1*10 ⁻⁹ per hour	0		

Environmental Product Compliance

RoHS Compliance Status	Compliant with exemption
RoHS Exemption (if applicable/known)	7a, 7cl
REACH SVHC	Lead 7439-92-1
SCIP	71e97bb7-979f-4330-94c0-20c629bb05e3

Rated data UL

Certificate No. (UL)	E311081	UL certificate	UL Zertifikat - PDF/ E311081VOL1SEC3.pdf (application/pdf)
----------------------	---------	----------------	--

CSA protection data

Gas group D	IIA	Gas groups A, B	IIC
Input-current, max. Ii	20 A	Gas group C	IIB
Internal inductance, max. LI	0 µH	Internal capacity, max. CI	1 nF
Input voltage, max. Ui	15 V		

General data

Optical function display	No	Segment	Measurement - Monitoring - Setting
Version	Surge protection for measurement and control	Design	Terminal
UL 94 flammability rating	V-0	Colour	black
Protection degree	IP20	Mounting rail	TS 35
Isolating function	No		

VSSC4 TAZ 12VDC

Weidmüller Interface GmbH & Co. KG

Klingenbergstraße 26

D-32758 Detmold

Germany

www.weidmueller.com

Technical data

Insulation coordination acc. to EN 50178

Surge voltage category	III	Pollution severity	2
------------------------	-----	--------------------	---

Rated data IEC / EN

Number of poles	1	Rated voltage (DC)	12 V
Rated current I _N	20 A	Voltage type	DC
Volume resistance	<0.1 Ω	Capacitance	5.06 nF
Standards	IEC 61643-21	Discharge current, max. (8/20 μs)	0.5 kA
Requirements category acc. to IEC 61643-21	C3	Max. continuous voltage, U _c (DC)	15 V
Surge current-carrying capacity C3	50 A	Overload - failure mode	Mode 1
Rated load current I _L	20 A	Discharge current I _{max} (8/20 μs) wire-PE	0.5 kA

Further details of approvals

GOST certificate	GOST-Zertifikat - PDF/7950_n1-n4.pdf (application/pdf)
------------------	--

Connection data

Stripping length	10 mm	Type of connection	Screw connection
Tightening torque, min.	0.5 Nm	Tightening torque, max.	0.8 Nm
Clamping range, min.	0.5 mm ²	Clamping range, max.	4 mm ²
Wire cross-section, solid, min.	0.5 mm ²	Wire cross-section, solid, max.	6 mm ²
Conductor cross-section, flexible, AEH (DIN 46228-1), min.	0.5 mm ²	Conductor cross-section, flexible, AEH (DIN 46228-1), max.	4 mm ²
Connection cross-section, stranded, min.	0.5 mm ²	Connection cross-section, stranded, max.	4 mm ²

Electrical data

Voltage type	DC
--------------	----

General data

Number of poles	1	Protection degree	IP20
Colour	black		

Ratings IECEx/ATEX/cUL

cUL certificate	cUL Certificate - pdf/ VSSC.PDF (application/pdf)
-----------------	---

Important note

Product information	Mode 1: State where the voltage-limiting part of the SPD was disconnected. The voltage limiting function is no longer available, but the cable is still functional.
---------------------	---

Classifications


ETIM 8.0	EC000943	ETIM 9.0	EC000943
ETIM 10.0	EC000943	ECLASS 14.0	27-17-15-01
ECLASS 15.0	27-17-15-01		

VSSC4 TAZ 12VDC

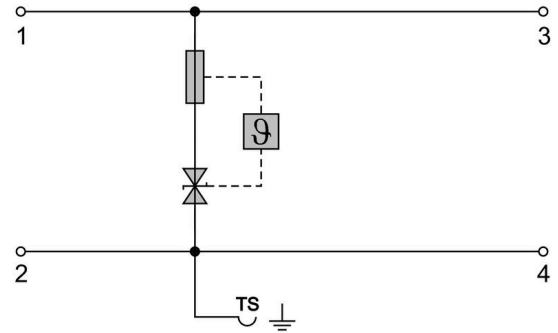
Weidmüller Interface GmbH & Co. KG
Klingenbergstraße 26
D-32758 Detmold
Germany

www.weidmueller.com

Drawings



Similar to illustration



UNPROTECTED

PROTECTED

Circuit diagram



VSSC4 TAZ 12VDC

Weidmüller Interface GmbH & Co. KG

Klingenbergstraße 26


D-32758 Detmold

Germany

www.weidmueller.com

Accessories

Accessories (end plates)



End plates (AP) for the VSSC product series in light blue and black

General ordering data

Type	AP VSSC4	Version	
Order No.	1063120000	VSSC, End plate	
GTIN (EAN)	4032248947560		
Qty.	50 ST		

Blank



The Dekafix (DEK) marker is the universal marker for all conductor and plug-in connectors as well as for electronic sub-assemblies. The system is ideal for short number sequences and covers a wide range of ready-printed markers.

Strips for fast installation in only one work step. The printing is easy to read, rich in contrast and available in various widths.

- Large range of ready-to-use markers
 - Strips for fast installation
 - Terminal markers, suitable for all Weidmüller cable connectors
 - Available as blank MultiCard or with standard printing
- For custom printing: Please send us a file of our labeling software M-Print PRO or M-Print PRO Online (without installation) for your labeling specifications.

General ordering data

Type	DEK 5/5 MC NE WS	Version	
Order No.	1609801044	Dekafix, Terminal marker, 5 x 5 mm, Pitch in mm (P): 5.00	
GTIN (EAN)	4008190397111	Weidmueller, white	
Qty.	1000 ST		